02
SK101

ISO A1 - 594mmx841mm

01 SITE LOCATION - ENTRANCE STRUCTURES
1 : 500

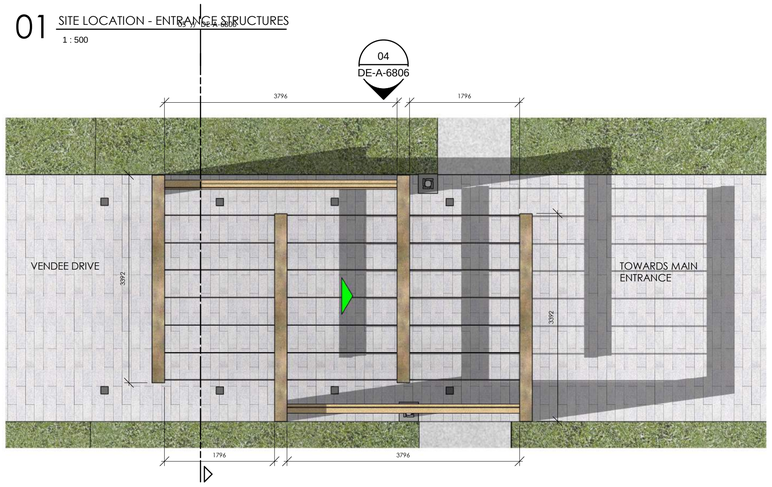

02 FEATURE ENTRANCE STRUCTURE PLAN
1 : 50

06 ENTRANCE STRUCTURE VISUALISATION
1 : 220

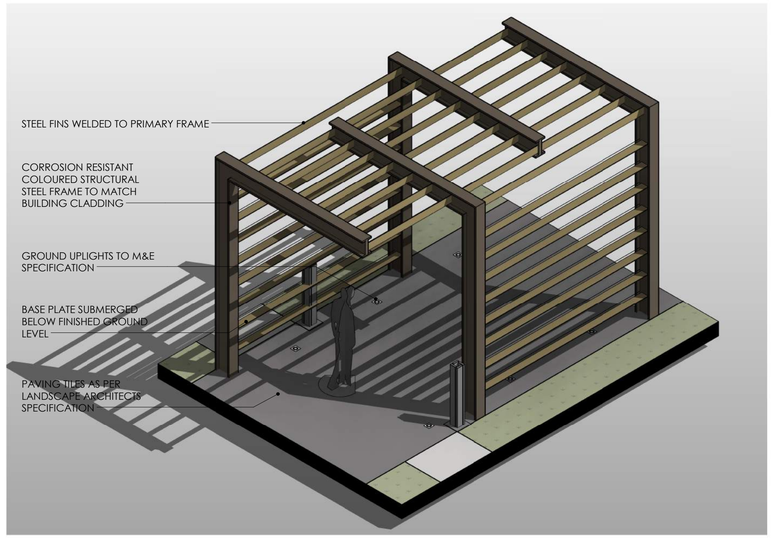

03 FEATURE ENTRANCE STRUCTURE

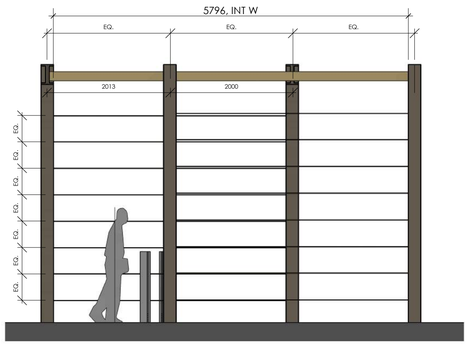

04 FEATURE ENTRANCE STRUCTURE ELEVATION A
1 : 50

05 FEATURE ENTRANCE STRUCTURE SECTION
1 : 50

REFER TO NBS REF Q50-345A

This drawing has been prepared solely for the use of LONDON & REGIONAL and there are no representations of any kind made by Norr Consultants Limited to any party with whom Norr Consultants Limited has not entered into a contract

This drawing must not be used, reproduced or revised without written permission.

This drawing shall not be used for construction purposes until the "CONSTRUCTION" status appears under the Sheet Status.

Constructors must only work to figured dimensions which are to be checked on site. Do not scale from hard copy drawings

DATE	REVISION	REV	DRW	CHK
14.02.18	First Issue	T1	AC	PA
01.03.18	Full Tender Issue	T2	AC	PA
31-08-18	Employers Requirement Issue. Revisions highlighted.	T3	PA	PA

Keyplan

Detail Symbol

Detail No.
Sheet No.

North Arrow

TRUE North

NORR
NORR Consultants Ltd.
An Ingenium International Company

Tennyson House,
159 - 165 Great Portland Street,
London, W1W 5PA, England
T:+44(0)207 580 0400 F:+44(0)207 580 6680
www.norr.com

Project: LONDON & REGIONAL		Drawing Title: ENTRANCE FEATURE STRUCTURE DETAILS
Project: BICESTER GATEWAY HOTEL		
Drawn: GYL	Date: 01/03/2018	Sheet Status: ER1 - EMPLOYERS REQUIREMENTS
Checked: PA	Date: 01/03/2018	Project No.: IALN17-0034
Scale: As indicated @ A1		Drawing No.: DE-A-6806 — Rev.: T3

PATH AND FILE NAME: C:\Users\painge\Documents\IALN1700034-NOR-S0-HIEX-Bicester Gateway Hotel_STAGE 4_paul.ainge.rvt
PLOT DATE: 31/08/2018 15:15:19