

CONSTRUCTION MANAGER: STRUCTURAL ENGINEER:



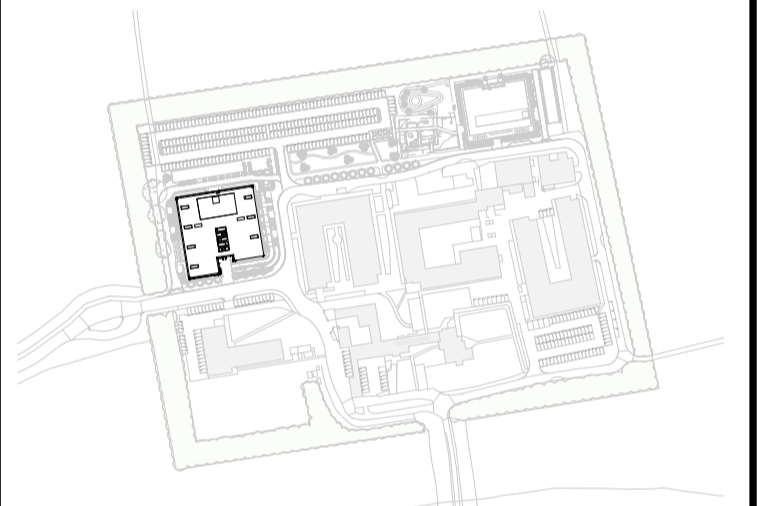
CIVIL ENGINEER: MEP:



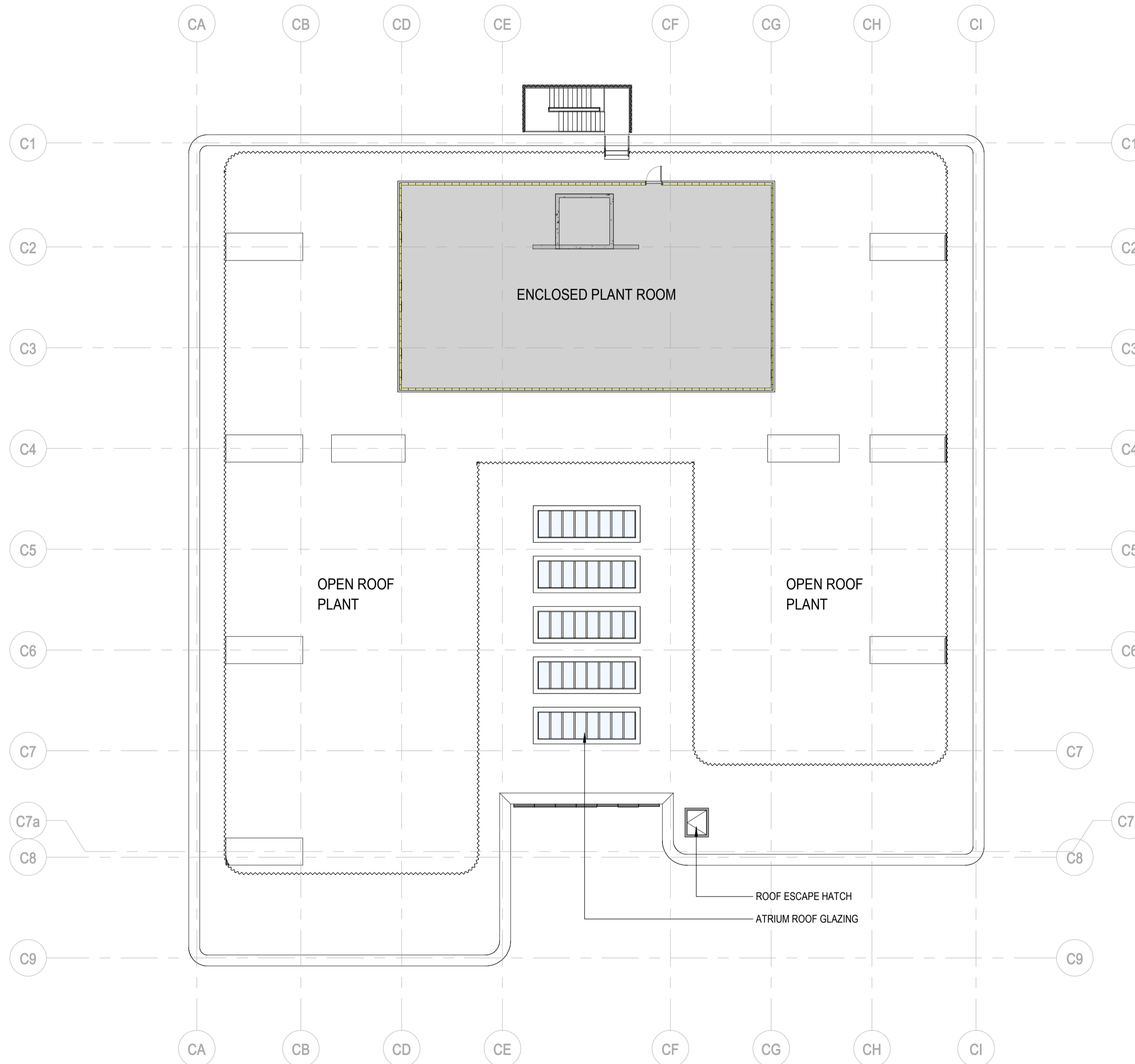
LANDSCAPE ARCHITECT:



- GENERAL NOTES:
- DRAWINGS HAVE BEEN PREPARED ON AN ORIGINAL SHEET SIZE OF ISO A SERIES, A1 (841 x 594mm).
 - HORIZONTAL DIMENSIONS SHOWN INDICATE FACE OF CONCRETE, FACE OF SHEATHING, CENTERLINE OF COLUMN GRIDLINE, OR FACE OF FINISH (INTERIOR), UNLESS OTHERWISE NOTED. VERTICAL DIMENSIONS INDICATE TOP OF SLAB, TOP OF SUBFLOOR, UNLESS OTHERWISE NOTED.
 - THESE DRAWINGS ARE THE EXCLUSIVE PROPERTY OF NBBJ AND HAVE BEEN PREPARED FOR USE IN THE EXECUTION OF THE ENCLOSED PROJECT. USE OR REPRODUCTION FOR ANY OTHER PURPOSE WITHOUT THE WRITTEN PERMISSION OF NBBJ IS PROHIBITED.
 - COLOUR IS USED TO PROVIDE CLARITY TO DRAWINGS WHEN HELPFUL. DRAWINGS ARE INTENDED TO BE VIEWED ELECTRONICALLY OR TO BE PRINTED IN COLOUR.



KEY PLAN



ENCLOSED ROOF PLANT AREA: 314m²

DRAWING ISSUE HISTORY:

REV	DATE	DESCRIPTION
P3	20210825	Planning Issue
P2	20210819	Planning Issue
P1	20210517	Pre-Planning Issue

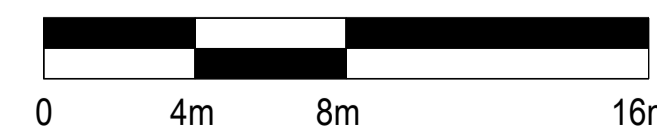
DRAWING SUITABILITY CODE:
S1 - FOR COORDINATION

PROJECT NAME:
BEGBROKE SCIENCE PARK - RESERVED MATTERS SUBMISSION

PROJECT NUMBER: 102696.00	PROJECT STATUS: RIBA 3	
AUTHOR: MT	CHECKED: AC	APPROVED: DU
SCALE: As indicated@A1	ISSUE DATE: 20210825	

DRAWING NAME:
PROPOSED PLANT FLOOR PLAN - COMMERCIAL BUILDING

DRAWING NUMBER: BBSP-NBBJ-CB-03-DR-A-501023	ISSUE: P3
--	--------------



SCALE: 1:200

