A1

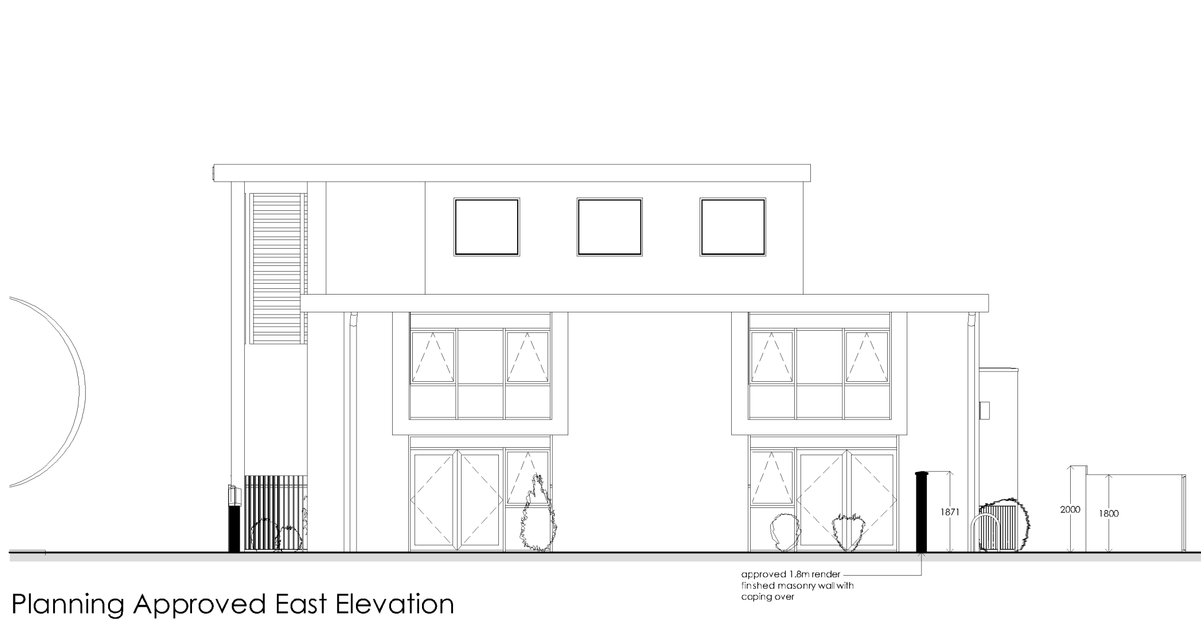

Planning Approved East Elevation

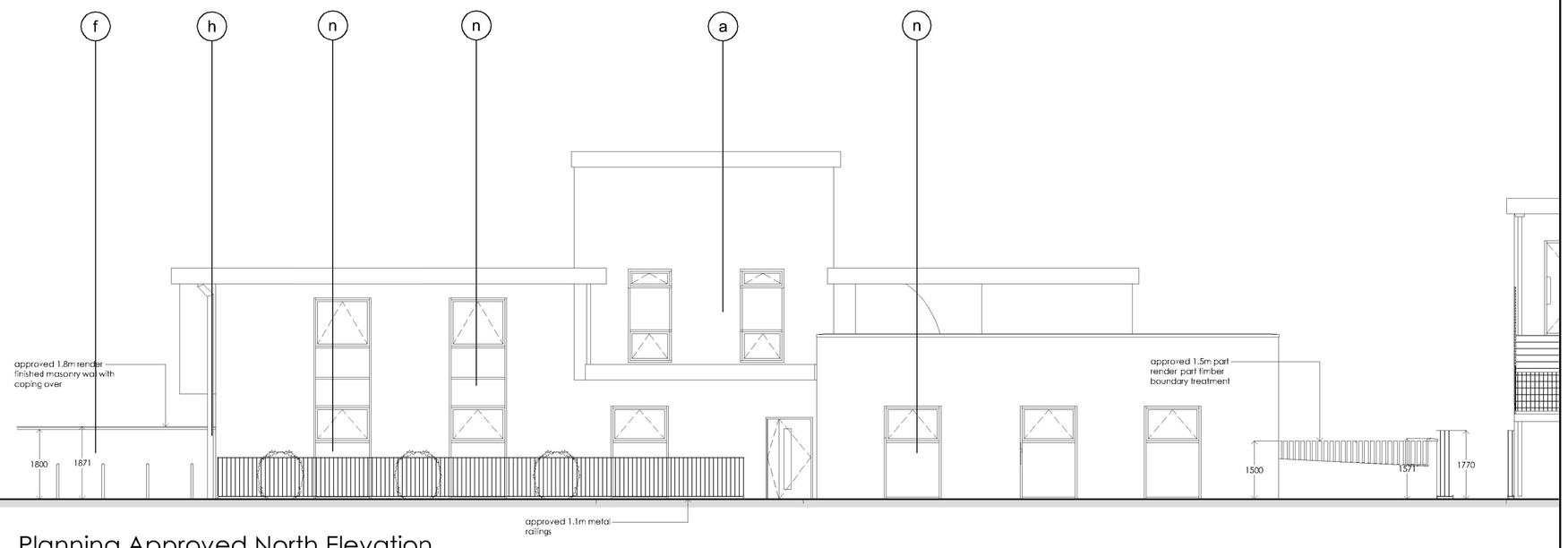

Planning Approved North Elevation

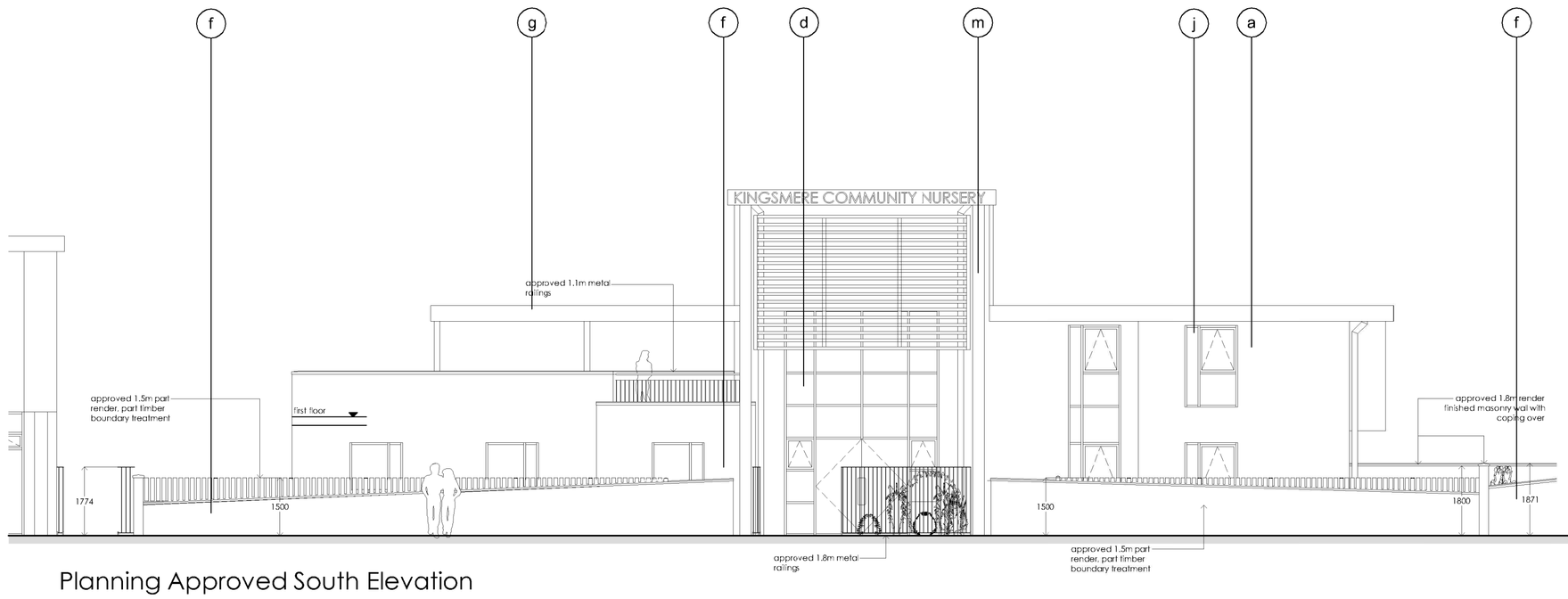

Planning Approved South Elevation

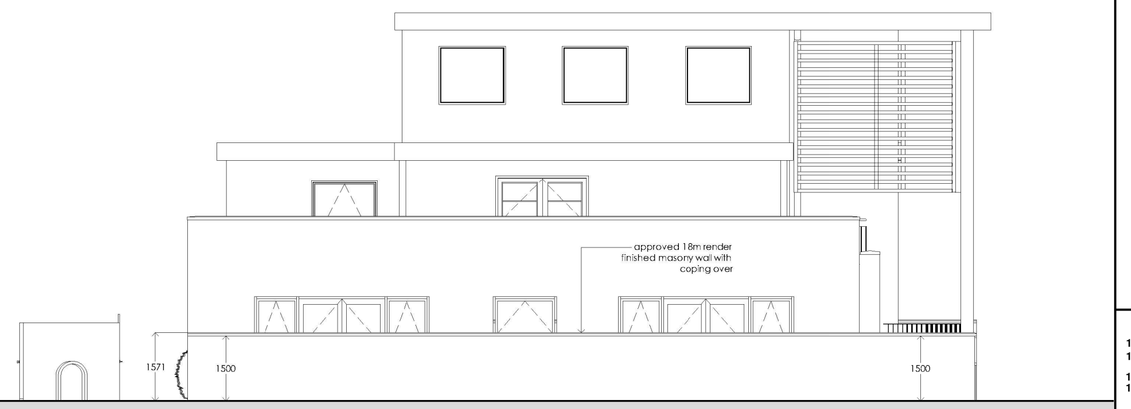

Planning Approved West Elevation

Material Legend

- **a** Buff facing brick
- **b** Orange/red facing brick
- **c** Timber slatted solar shade & laminated timber frame
- **d** Aluminum framed windows and doorsets
- **e** Flat roof
- **f** Rendered masonry wall with concrete coping
- **g** Standing seam zinc appearance roofing
- **h** Aluminium rainwater goods
- **j** Colour fixed ventilator panel to composite aluminium windows
- **k** Steel faced security door
- **l** Louvred timber doors
- **m** PPC circular columns
- **n** Coloured building panel
- **p** Pre-cast concrete column

© This drawing and the building works depicted are the copyright of BHP Design LLP and may not be reproduced or amended except by written permission. No liability will be accepted for amendments made by other persons.

The Contractor is to check and verify all building and site dimensions, levels and sewer invert levels at connection points before work starts. The Contractor is to comply in all respects with current Building Legislation, British Standard Specifications, Building Regulations, Construction (Design & Management) Regulations, Party Wall Act, etc. whether or not specifically stated on this drawing. This drawing must be read with and checked against any structural, geotechnical or other specialist documentation provided.

This drawing is not intended to show details of foundations, ground conditions or ground contaminants. Each area of ground relied upon to support any structure depicted (including drainage) must be investigated by the Contractor. A suitable method of foundation should be provided allowing for existing ground conditions. Any suspect or fluid ground, contaminates on or within the ground, should be further investigated by a suitable expert. Any earthwork contructions shown indicate typical slopes for guidance only & should be further investigated by a suitable expert.

Where existing trees are to be retained they should be subject to a full Arboricultural inspection for safety. All trees are to be plated so as to ensure they are a minimum of 5 metres from buildings and 3 metres from drainage and services. A suitable method of foundation is to be provided to accommodate the proposed tree planting.

Sketch proposals are for illustrative purposes only& as such are subject to detailed site investigation including ground conditions/contaminants, drainage, design & planning/density negotiations. Sketch proposals may be based upon enlargements of OS sheets & visual estimations of existing site features, accuracy will therefore need to be verified by survey. Sketch proposals have not been considered in respect of CDM Regulations.

Notes:

Revisions: Amendment Date: Name:

PLANNING

BUSY BEES
TOTALLY DEVOTED TO CHILDCARE

For guidance only. Do not scale off this drawing

1:20 - 0	200mm	400mm	600mm	800mm	1000	1200	1400	1600	1800	2000
1:100- 0	1m	2m	3m	4m	5m	6m	7m	8m	9m	10m
1:50 - 0	1m	2m	3m	4m	5m					
1:5 - 0	100mm	200mm	300mm	400mm	500mm					

bhpdesign
St. Paul's Place, 40 St. Paul's Square, Birmingham, B3 1FQ, United Kingdom
t. +44(0)121 314 6618 f. +44(0)121 233 2716

CLIENT: BUSY BEES NURSERIES

PROJECT: KINGSMERE, BICESTER

TITLE: EXISTING ELEVATIONS

Scale: 1:100 @ A1 1:200 @ A3	Date : 19.10.17
Drawn : NS	Checked By : -
Drg No : 17-152-P-10	Revision: -