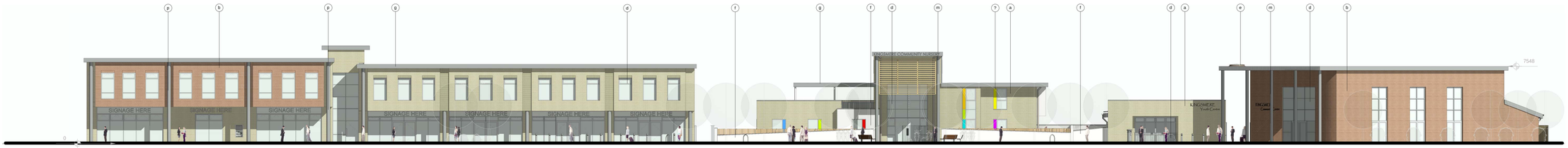

1 South West Elevation
1 : 150

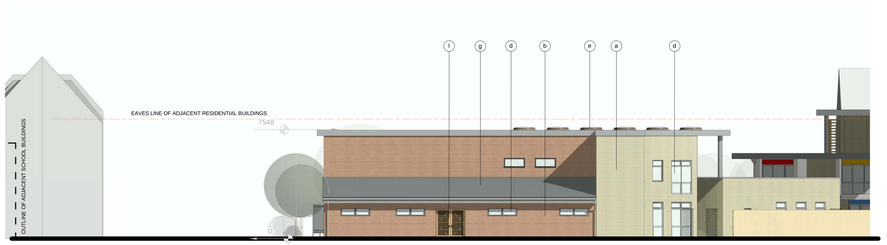

2 South East Elevation
1 : 150

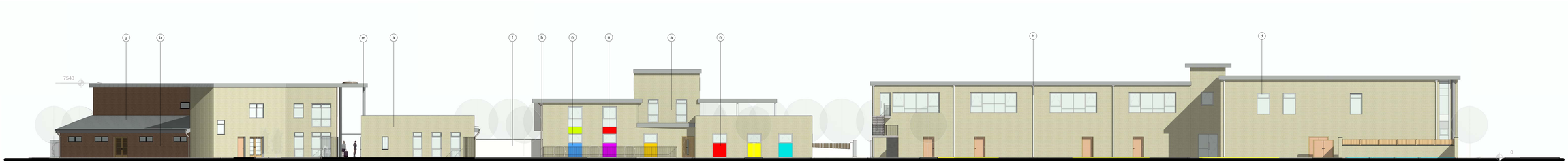

3 North East Elevation
1 : 150

4 North West Elevation
1 : 150

MATERIAL LEGEND

a	Buff facing brick
b	Orange/red facing brick
c	Timber slatted solar shade & laminated timber frame
d	Aluminum framed windows and doorsets
e	Flat roof
f	Rendered masonry wall with concrete coping
g	Standing seam zinc appearance roofing
h	Aluminium rainwater goods
j	Colour fixed ventilator panel to composite aluminium windows
k	Steel faced security door
l	Louvred timber doors
m	PPC circular columns
n	Coloured building panel
p	Pre-cast concrete column

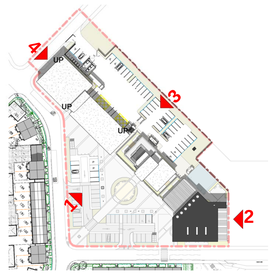

5 Key plan
1 : 1250

Revisions		
C	15.10.15	Planning Submission
D	09.02.16	Revised planning submission
E	17.03.16	Amended to planners comments
F	22.04.16	Minor amendment to site boundary

0 5m 10m 20m 50m

project name: **Kingsmere, Bicester**

drawing reference: Elevations

job number: M9001 | drawing number: AGA030 | revision: F

status: **Planning**

cad ref: M:\M9001 Bicester Local Centre\02.0 Work Stage 2 - Concept Design\02.50 BIM\22.01 Central Field\M001 model planning options 5.rvt

date: 10/05/15

sheet:

drawn: Designer

scale: As indicated @ A0

checked: Checker

Use figured dimensions only. All levels and dimensions to be checked on site. This drawing is to be read in conjunction with all other relevant drawings and specifications.
Do not scale from this drawing. Errors and omissions notified.
© Hunter & Partners Limited. All rights reserved.

hunters
Space One Beaston Road
London W6 8EA

T 020 8237 8200
F 020 8741 2814
mail@hunters.co.uk

www.hunters.co.uk