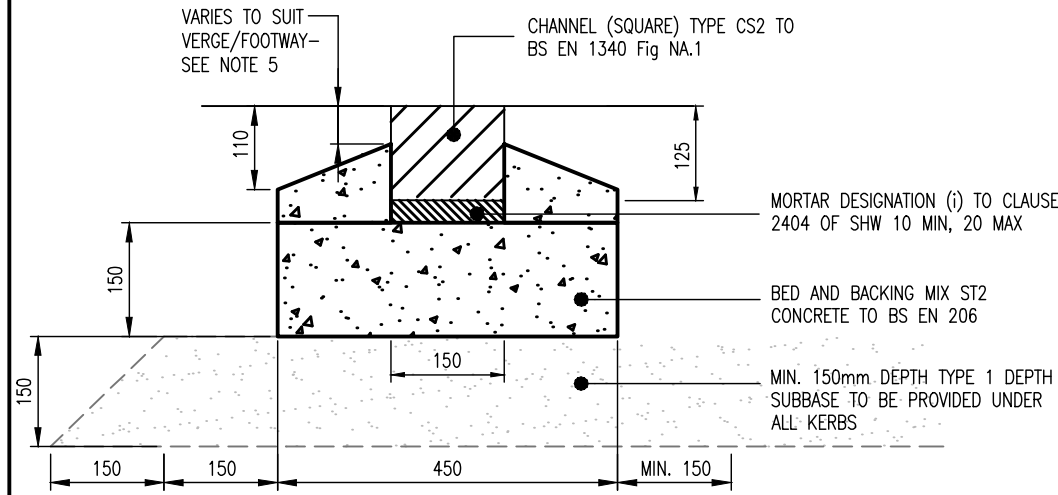
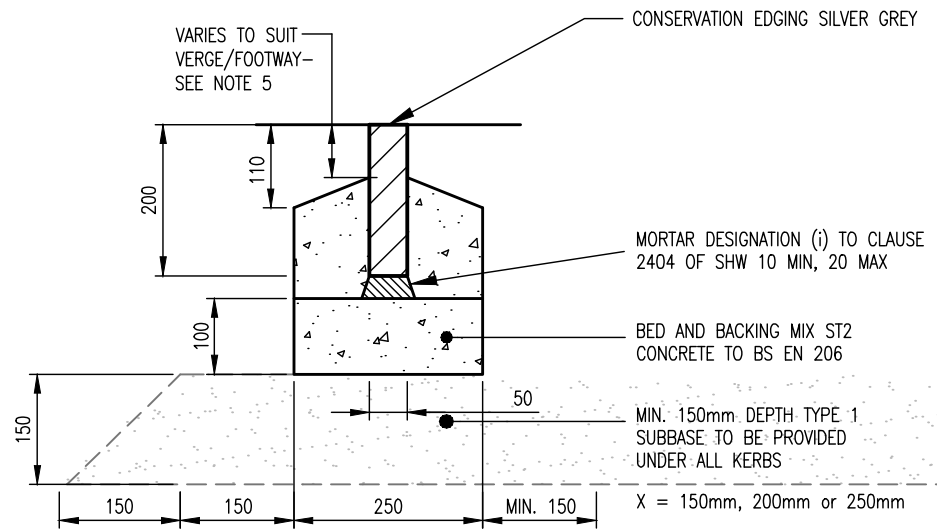


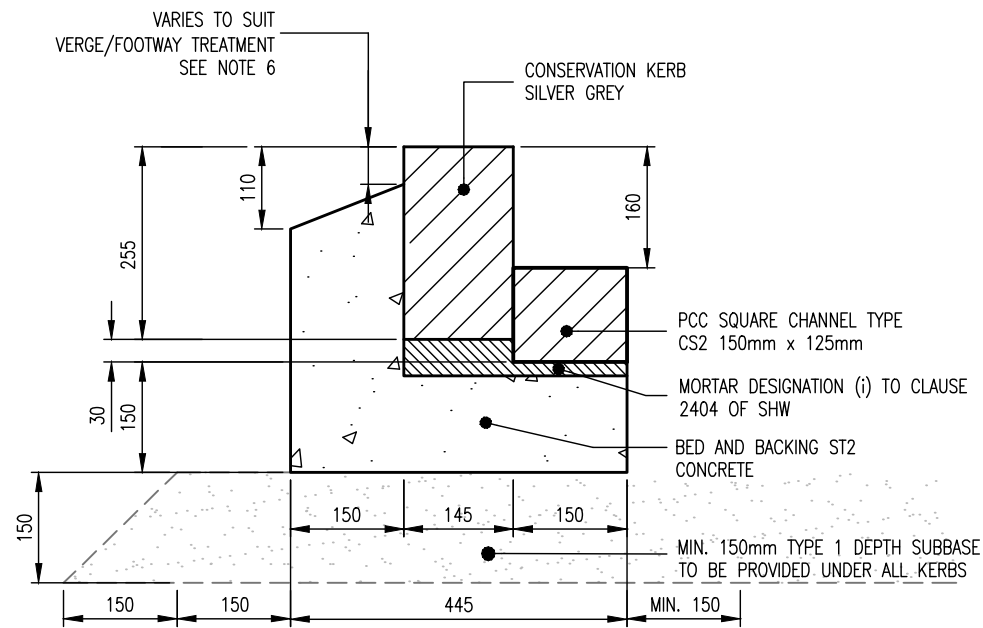
N:\Bicester KMB & 12 DWHomes\DRAWINGS\AUTOCAD\SD Standard Details\3031-SD-22.dwg 12/04/2012 11:48:45 Reeve, Nicholas



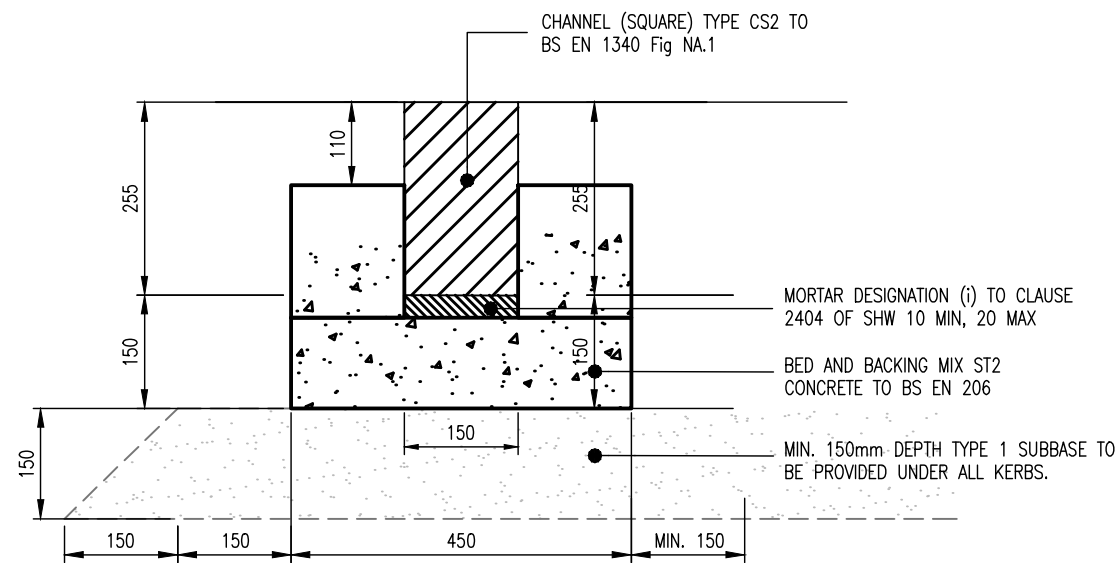
CONSERVATION CHANNEL (SQUARE) TYPE CK2
USE CHANNEL (SQUARE) TYPE CS2



CONSERVATION FLAT TOP EDGING TYPE CEF



CONSERVATION KERB AND CHANNEL
(CKC)



CONSERVATION CHANNEL
(SQUARE) TYPE CS1A
(CS1 KERB ON EDGE)



CONTRACTOR SHOULD PROVIDE MECHANICAL LIFTING AIDS FOR ITEMS HEAVIER THAN 20 KGS. IF MECHANICAL LIFTING AIDS ARE IMPRACTICAL A RISK ASSESSMENT SHOULD BE UNDERTAKEN WHICH IDENTIFIES THE APPROPRIATE CONTROL MEASURES REQUIRED TO AVOID RISK OF INJURY FROM MANUAL HANDLING.



INDICATES A RESIDUAL RISK REQUIRING A COMPULSORY ACTION.



INDICATES A RESIDUAL RISK FOR INFORMATION.



INDICATES A RESIDUAL RISK REQUIRING A PROHIBITIVE ACTION.



INDICATES A RESIDUAL RISK AS A WARNING.

KEY TO HEALTH AND SAFETY SYMBOLS

DO NOT SCALE

NOTES:

- ALL DIMENSIONS ARE IN MILLIMETRES UNLESS OTHERWISE STATED.
- ALL CLAUSE NUMBERS REFER TO THE SPECIFICATION FOR HIGHWAY WORKS (SHW), LATEST EDITION.
- ALL PRECAST CONCRETE UNITS ARE TO CONFORM TO AND BE LAID IN ACCORDANCE WITH CL.1101 OF THE SPECIFICATION FOR HIGHWAY WORKS LATEST EDITION.
- KERB, BED AND BACKING SHALL BE ST2 GRADE CONCRETE TO CL.2602 OF THE SHW, LATEST EDITION.
- TO BE 30MM WHEN ADJACENT TO GRASS AREA OR SOFT LANDSCAPING AND 110 MM ADJACENT TO PAVING.
- TO BE 30MM WHEN ADJACENT TO THE GRASSED VERGE, AND 30MM PLUS THE DEPTH OF THE PAVING STONE WHEN ADJACENT TO PAVING STONE.

REV	DATE	BY	DESCRIPTION	CHK	APD
F	12/04/2012	NR	SUBBASE NOTES AMENDED	NR	CJT
E	28/03/2012	NR	SUBBASE EXTENDED	NR	CJT
D	07/03/2012	NR	SUBBASE NOTE ADDED	JP	CJT
C	08/11/2011	SB	DIMENSIONS, ST2	PK	AB
B	04/11/2011	SB	KERB DETAILS	PK	AB
A	03/11/2011	SB	FIRST ISSUE	PK	AB

DRAWING STATUS: FOR TECHNICAL APPROVAL



Mountbatten House, Basing View, Basingstoke, Hampshire RG21 4HJ
Tel: +44 (0)1256 318800 Fax: +44 (0)1256 318700
<http://www.wspgroup.com>

CLIENT: DAVID WILSON HOMES (MERCIA)

ARCHITECT:
PROJECT: KMB8 KINGSMERE BICESTER, OXFORDSHIRE

TITLE: KERB TYPES

SCALE @ A3: 1:25	CHECKED: PK	APPROVED: AB
CAD FILE: 3031-SD-22.dwg	DESIGN-DRAWN: SB	DATE: March 2012
PROJECT No: 11013031	DRAWING No: 3031/SD/22	REV: F

© WSP Group plc