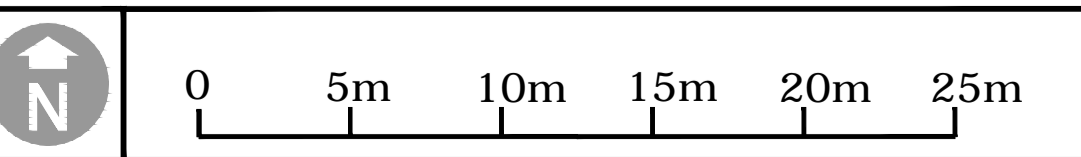


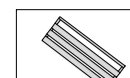

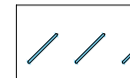





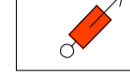



STREET FURNITURE SCHEDULE

PRODUCT TYPE	QUANTITY	UNIT
Seat	6 no.	
Litter Bin	6 no.	
Cycle Stand	16 no.	
Bollard	11 no.	
Bollard: Removable	3 no.	
Cycle Shelter	2 no.	
Vertical Bar Railing: Metal	56 Lm	
Knee Rail: Timber	96 Lm	
Temporary Plant Protection Fence	88 Lm	

For street furniture specification, refer to Key.



KEY

-  **SEATING: TIMBER & STEEL**
WOODSCAPE BENTGO ERGO SEAT, DIM#68
1800x600mm, GROUND FIXED
-  **LITTER BIN: TIMBER**
WOODSCAPE LOCKABLE SQUARE LITTER BIN 5.85 132Z
580 x 580 x 950mm TALL, GROUND FIXED, STUBBER PLATE
(FOR APPROVED SERVICE OPENING)
-  **CYCLE STAND: STAINLESS STEEL**
BULETON CYCLE STAND 122004
50mm Ø, 700x80 TALL, ROOF FIXED, 316 S/S
-  **BOLLARD: STAINLESS STEEL**
BULETON S/S DOMED TOP BOLLARD 021246
120mm Ø x 1300mm, ROOF FIXED, 316 S/S
A.G.L. HEIGHT 1m
-  **BOLLARD: REMOVABLE STAINLESS STEEL**
BULETON S/S DOMED TOP BOLLARD 021246
120mm Ø x 1300mm, REMOVABLE W/IT LOCKABLE GROUND SOCKET, 316 S/S
A.G.L. HEIGHT 1m
-  **CYCLE SHELTER: COVERED**
BULETON CYCLE SHELTER
4500x2500x2400mm TALL, ROOF FIXED, 316 S/S
-  **TREE GRILL & FRAME**
BRIDGMAN FRAME (200 x 100 x 100)
1200x1200 TREE GRILL, W/IT IRRIGATION HOLE & LID
-  **CAR PARK LUMINAIRES**
(TO WSP ENGINEER'S DESIGN, POSITION & SPECIFICATION)
-  **POTENTIAL PUBLIC ART LOCATION**
(TO BE CONFIRMED)
-  **VERTICAL BAR RAILING: METAL, BLACK**
60x60x2.2mm HIGH STITCHED 18mm GALVANNEED POWDER TOP PAINTING
160mm Ø VERTICALS @ 112mm O/C, 500x50x6mm HIGH POST @ 2.72m O/C
-  **KNEE RAIL: TIMBER**
PROCTOR 60x60x18mm HIGH TIMBER KNEE RAIL OR EQUAL APPROVED
100x100 TOP RAIL W/IT 150x45x6mm VERTICAL POST @ 1.8m O/C
-  **TEMPORARY PLANT PROTECTION FENCE: TIMBER**
3m HIGH PLANT PROTECTION FENCING
120mm Ø TIMBER POSTS & 8mm LINE WIRES

Notes

Issue: Drawn by David Jarvis Associates Limited (CROWN COPYRIGHT. ALL RIGHTS RESERVED 2011 LICENCE NUMBER D100031). This drawing is for information purposes only - Do not use this drawing for Construction.

Drawing Information: This is a composite drawing based on: Hunters Architects drawing M9001 model 30-10 - Floor Plan - Ground Floor.dwg, r'cud 04/11/2015 @ 14:57hrs & WSP Local Centre Car park drawings & lighting info, r'cud 30/10/2015 @ 12:35hrs.

Scaling: Do not scale this drawing. Use given dimensions only.

Services & car park lighting: refer to Engineer's drawings.

Construction Information: all detailed design (including, but not necessarily limited to, bond patterns, kerbing, edging, tactile crossing demarcation, construction build-up, levels, drainage etc., to be provided by an appropriately qualified structural/highways engineer to be appointed by the client for presentation to (and subsequent discharge from) the relevant supervising authority and/or body.

Planting: All plants and planting procedure to conform to the David Jarvis Associates Limited Landscape Specification that will accompany the Construction issue drawings. No species or plant location is to be varied without prior consent of the Landscape Architect.

Foundations: Developers / Contractors to ensure that all foundations (buildings and external walling) are designed and constructed so as to take into account, at the time of construction and any trees felled or hedgerows removed on or adjacent to the site during the previous 15 years. For this purpose the developer / contractors will submit all relevant details to the authority dealing with the Building Regulations Certificate.

Drawing Revision

Rev	Date	Description
K	12/11/2015	Ort: 1.8m Vertical Bar Railings & Matching Gate to focal building. Add: 1.2m Vertical Bar Railings & Matching Gate. Reason: client instruction (P7 marked-up plan) rev'd 11/11/2015 @ 16:38hrs.
J	30/10/2015	Update in accordance with Engineers revised CP lighting design, rev'd 30/10/2015 @ 12:25hrs.
H	09/10/2015	Ort: 14no. cycle stands to Service Yard. Reason: client instruction, rev'd 16/10/2015 @ 17:05hrs.
G	16/10/2015	Move litter bin W. Reason: client instruction (personal comment), rev'd 16/10/2015 @ 09:12hrs.
F	15/10/2015	Move litter bin. Reason: client instruction rev'd 14/10/2015 @ 17:05hrs.
E	14/10/2015	Ort: uplighters to trees. Add: 1no. cycle stand/wheelie. Reason: client instruction (personal comment) rev'd 14/10/2015.
D	12/10/2015	Update in accordance with Architects & Engineers revised G.A. & Client comments rev'd 09/10/2015 @ 12:45hrs (re bollards & cycle stands) WSP CP lighting added. Engineer's car park G.A. incorporated.
C	06/10/2015	Add: railing off meeting room, mouse bin. Ornt: 1no. bollard. Reason: update in accordance w/ Client & Architects comments, rev'd 06/10/2015 @ 10:54hrs.
B	02/10/2015	Update to reflect Architects revised Site G.A. Plan + comments.
A	29/09/2015	First issue.

Drawing Status

PLANNING

DAVID JARVIS ASSOCIATES

DAVID JARVIS ASSOCIATES LIMITED
1 Tennyson Street Swindon Wiltshire SN1 5DT
Tel: 01793 612173 Fax: 01793 613625
Email: mail@davidjarvis.biz

Client
COUNTRYSIDE PROPERTIES (BICESTER) LTD.

Project
KINGSMERE, PHASE 1 LOCAL CENTRE

Drawing Title
STREET FURNITURE & BOUNDARY TREATMENT PROPOSALS

Scale 1:250	Sheet Size A1	Date SEPT 2015
Drawing No. 2226/LC/005	Revision K	