

Artisan Legacy Report										
Tree										
Nr	Code	Plant Name	Height/Spread/Grade	Girth	Age	Root	Container	Habit	Form	Density/m2
3	Fs	Fagus sylvatica	425-600cm	14-16cm	3x	RB			Standard (extra-heavy)	0.00
3	Qr ro	Quercus robur	425-600cm	14-16cm	3x	RB			Extra-heavy Standard	0.00

Artisan Legacy Report											
TPM Native Shrub Mix B											
Nr	Code	Plant Name	Mix%	Height/Spread/Grade	Girth	Age	Root	Container	Habit	Form	Density/m2
86	Crtg mn	Crataegus monogyna	25.00	60-80cm		1+1	BR			Transplant (seed-raised)	2.00
69	Crlys av	Corylus avellana	20.00	60-80cm			BR				2.00
86	Prns sp	Prunus spinosa	25.00	60-80cm		1u1	BR		Branched		2.00
52	Sn	Sambucus nigra	15.00	60-80cm			C	3L	Branched		2.00
52	Vo	Viburnum opulus	15.00	60-80cm			BR		Branched		2.00
TPM Standard Hedge Mix											
Nr	Code	Plant Name	Mix%	Height/Spread/Grade	Girth	Age	Root	Container	Habit	Form	Density/m2
340	Crtg mn	Crataegus monogyna	60.00	100-125cm			BR			Whip	4.00
113	Crlys av	Corylus avellana	20.00	100-125cm			BR			Whip	4.00
113	Prns sp	Prunus spinosa	20.00	100-125cm			BR		Branched	Whip	4.00

#### NOTES ON PLANTING

**1** Topsoil shall be spread to min 450mm depth over planting beds and 150mm depth over turf areas and graded to fall. Existing topsoil from site excavation may be used.

**2** Herbicide and Cultivation: Topsoil to be treated with an application of herbicide prior to planting, where necessary, strictly in accordance with the Control of Pesticides Regulations 1986 (or otherwise updated/ superceded legislation), and following manufacturer's instructions by qualified staff. The topsoil shall then be cultivated to 150mm depth.

**3** Container Grown Shrubs, Transplants and Whips: Shrubs and transplants shall comply with the National Plant Specification and shall be planted in pits 300 x 300 x 200mm depth, and the backfill shall include 3 litres Peat Free Tree and Shrub Compost. Specimen plants to be planted in a pit 400 x 400 x 250mm depth with 5 litres Tree and Shrub Compost. Hedgerow planting to be planted in a double staggered row at 300mm centres.

**4** Herbicide: Spot treat with herbicide throughout the maintenance period in accordance with the manufacturer's instructions.

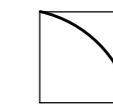
**5** Bark Mulch: On completion of all planting works all shrub areas are to be spread with 50mm depth of 10-35mm grade ornamental maritime bark mulch.

**6** Position of Plants: Final position of trees and shrubs subject to confirmation of service location and approval of statutory undertakers.

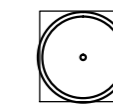
**7 TREES - EXTRA HEAVY STANDARD:** Tree pit 1000x1000x900mm depth with a 150mm depth of clean stone to the base and 750mm depth good quality topsoil. Stakes to be 2nr 100mm diameter with cross bar, treated softwood driven firmly into the ground. Stakes to be 1000mm above ground and fixed to tree with suitable rubber tree tie.

**8 Watering:** Plant only into moist soil and water thoroughly to the full depth of soil immediately after planting. Water regularly through the establishment period (minimum 3 months) to prevent dehydration.

#### LEGEND

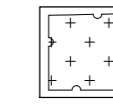


**Trees to be retained**



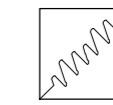
**Proposed Native Trees**

Trees in soft landscaping to be planted as 14-16cm girth Extra Heavy standards with a double timber stakes support. Trees to be locally native specimens planted along the boundaries.




**Proposed Native Shrub Mix**

Shrubs to be planted as 80-100cm high BR stock at 2 per sq.m. To be a mixture of flowering, fruiting and berry producing native shrubs and small trees to provide screening and enhance ecological diversity across the site. To be planted in groups of 3 or 5.



**Proposed Native Hedge Mix**

Hedge to be planted as 100-120cm height, BR stock, in double staggered row.



**Grass**

Grass to be seeded

#### GENERAL NOTES

- This drawing is the copyright of tpm landscape Ltd and cannot be reproduced in any form without the consent of the company.
- This drawing is to be read in conjunction with all relevant Architects', Engineer's, Specialists, Bills of Quantities and Specifications.
- All dimensions are in millimetres unless stated otherwise, for the purposes of construction this drawing must not be scaled and only written dimensions used. Written and scaled dimensions to be checked on site, any discrepancies reported prior to work commencing. IF IN DOUBT PLEASE ASK.

#### REVISION NOTES

Rev	By	Description	Date
B	MW	In line with client comments	18.08.15
A	MW	In line with client comments	14.08.15

Client  
**Swalcliffe Park Equestrian**

Project  
**Swalcliffe Park, Banbury**

Description  
**Planting Plan**

Status  
**For Approval**

Scale @ A2 <b>1:250</b>	Drawn <b>MW</b>	Checked <b>KH</b>	Date <b>11.08.15</b>
Job number <b>2181</b>	Drawing number <b>02</b>	Revision <b>B</b>	

**tpm landscape**  
chartered landscape architects  
address: 4th Floor Studio 10 Little Lever St Manchester M1 1HR  
tel: 0161 235 0600 fax 0601 email info@tpmlandscape.co.uk