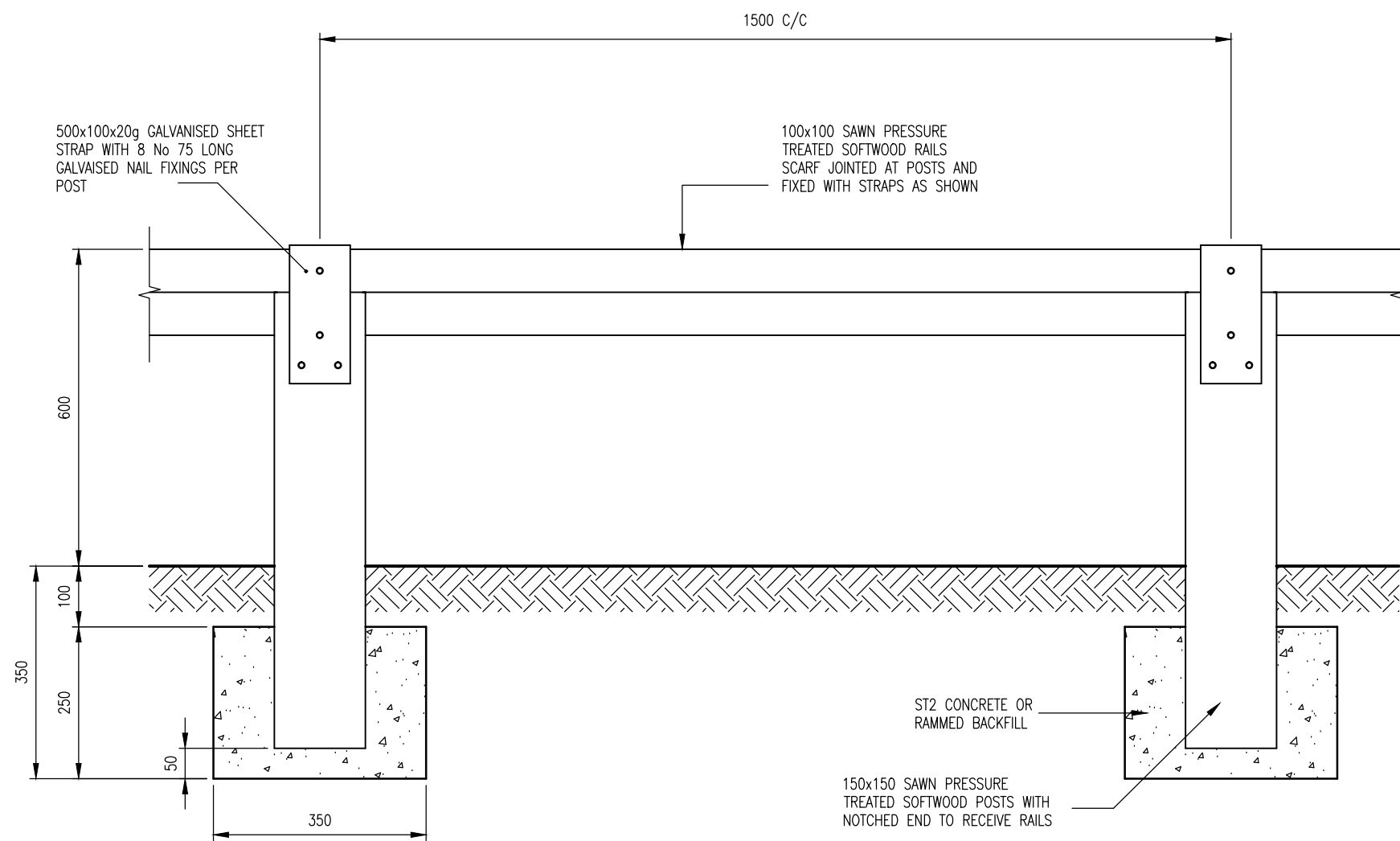
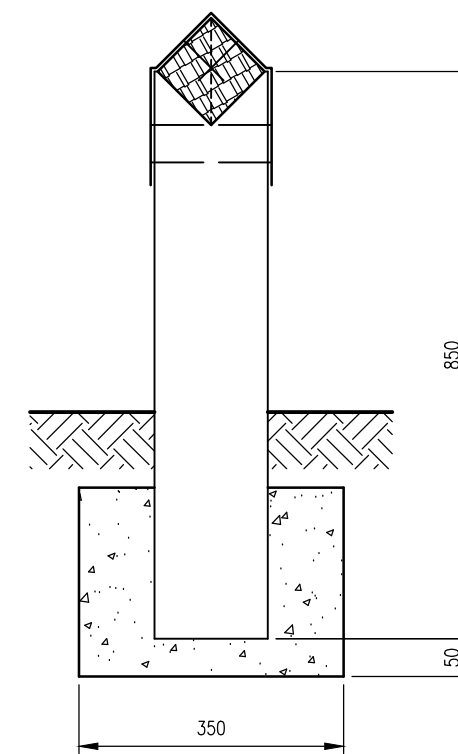


DO NOT SCALE


1. ALL DIMENSIONS ARE IN MILLIMETRES
2. REFER TO BS 1722-7 SPECIFICATION FOR WOODEN POST AND RAIL FENCES
3. ST CONCRETE TO SPECIFICATION FOR HIGHWAY WORKS CL 2602
4. RAMMED BACKFILL TO BE TYPE 1 TO SPECIFICATION FOR HIGHWAY WORKS CL 803
5. FENCE SHALL BE SET BACK 0.45m FROM BACK EDGE OF KERBLINE.



ELEVATION



SECTION



PLAN

REV	DATE	BY	DESCRIPTION	CHK	APD

DRAWING STATUS: FOR TECHNICAL APPROVAL


  
 Mountbatten House, Basing View, Basingstoke, Hampshire RG21 4HJ  
 Tel: +44 (0)1256 318800 Fax: +44 (0)1256 318700  
<http://www.wspgroup.com>

CLIENT: COUNTRYSIDE PROPERTIES

ARCHITECT: -

PROJECT: SOUTH WEST BICESTER  
BICESTER, OXFORDSHIRE

TITLE: KNEE RAIL FENCE

SCALE @ A3: N.T.S	CHECKED: AD	APPROVED: MHW
CAD FILE: 1903/SD/228	DESIGN-DRAWN: AD	DATE: October 2014
PROJECT No: 11011903	DRAWING No: 1903/SD/228	REV: -

© WSP Group plc