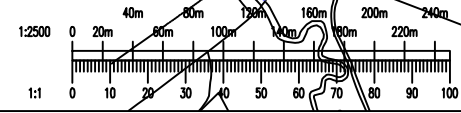
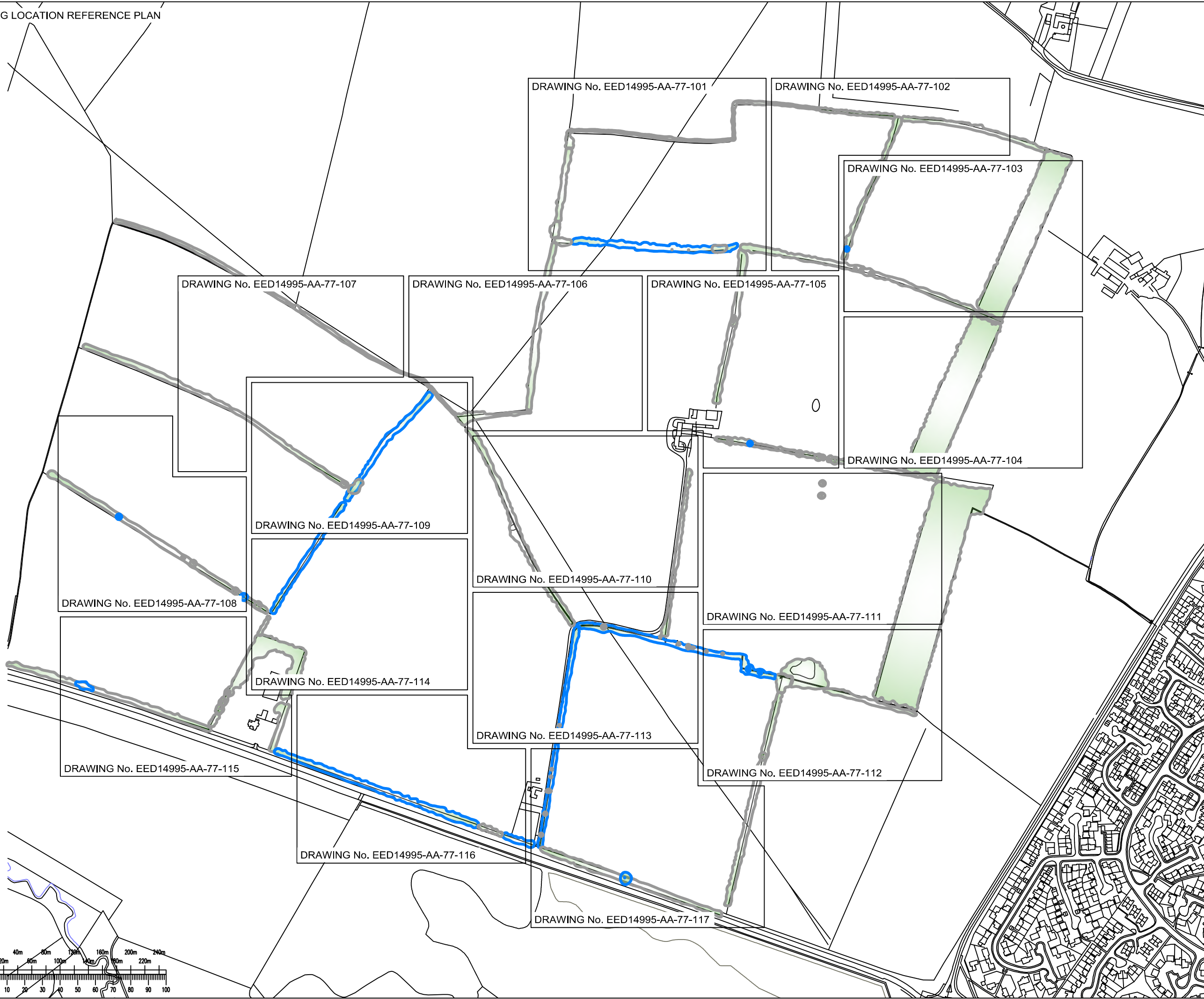


DRAWING LOCATION REFERENCE PLAN



DO NOT SCALE FROM THIS DRAWING
 NOTE: DIGITAL MAPPING DATA
 DERIVED FROM ORDNANCE SURVEY
 MAPPING PROVIDED BY CLIENT TEAM









REV	00.00.00	ISSUED	XXX
Rev	Date	Description	By
Amendments			
Project Himley Village, Bicester			
Title Arboricultural Survey & Root Protection Areas (RPA) Location Reference Plan			
Client P3Eco			
Merchants House Wapping Road Bristol BS1 4RW 1 0117 937 8200 mail@watermangroup.com www.watermangroup.com			
PRELIMINARY			
Designed by	PCO	Checked by	TA
Drawn by	PCO	Date	December 2014
Project No	EED14995		
Work Order No	100		
Scalcs @ A1	work to figured dimensions only 1:500 @ A1		
Publisher	Zone	Category	Number
EED	AA	77	100
Revision	-		

File Path: S:\Projects\EED\14995\01\Tree_Survey/Layout
 File Name: EED14995-AA-77-101_Arboricultural Survey Location Reference Plan.dwg



LEGEND

-  CATEGORY GRADE A
Trees of high quality
-  CATEGORY GRADE B
Trees of moderate quality
-  CATEGORY GRADE C
Trees of low quality
-  CATEGORY GRADE U
Trees unsuitable for retention
-  ROOT PROTECTION AREAS (RPA)
-  INDICATIVE EXTENT OF GROUPED FEATURE

NOTES:

ROOT PROTECTION AREA
 Root Protection Areas are calculated in accordance with BS5837: 2012. The precise morphology and disposition of roots may not be fully reflected by these areas, particularly where there are hard standings, however they provide a good indication of potential root constraint.

THIS DRAWING SHOULD BE READ IN CONJUNCTION WITH WATERMAN TREE SURVEY REPORT

Rev	Date	Description	By
00.00.00		ISSUED	XXX

Project		Himley Village, Bicester	
Title		Arboricultural Survey & Root Protection Areas (RPA) Sheet 1 of 17	
Client		P3Eco	



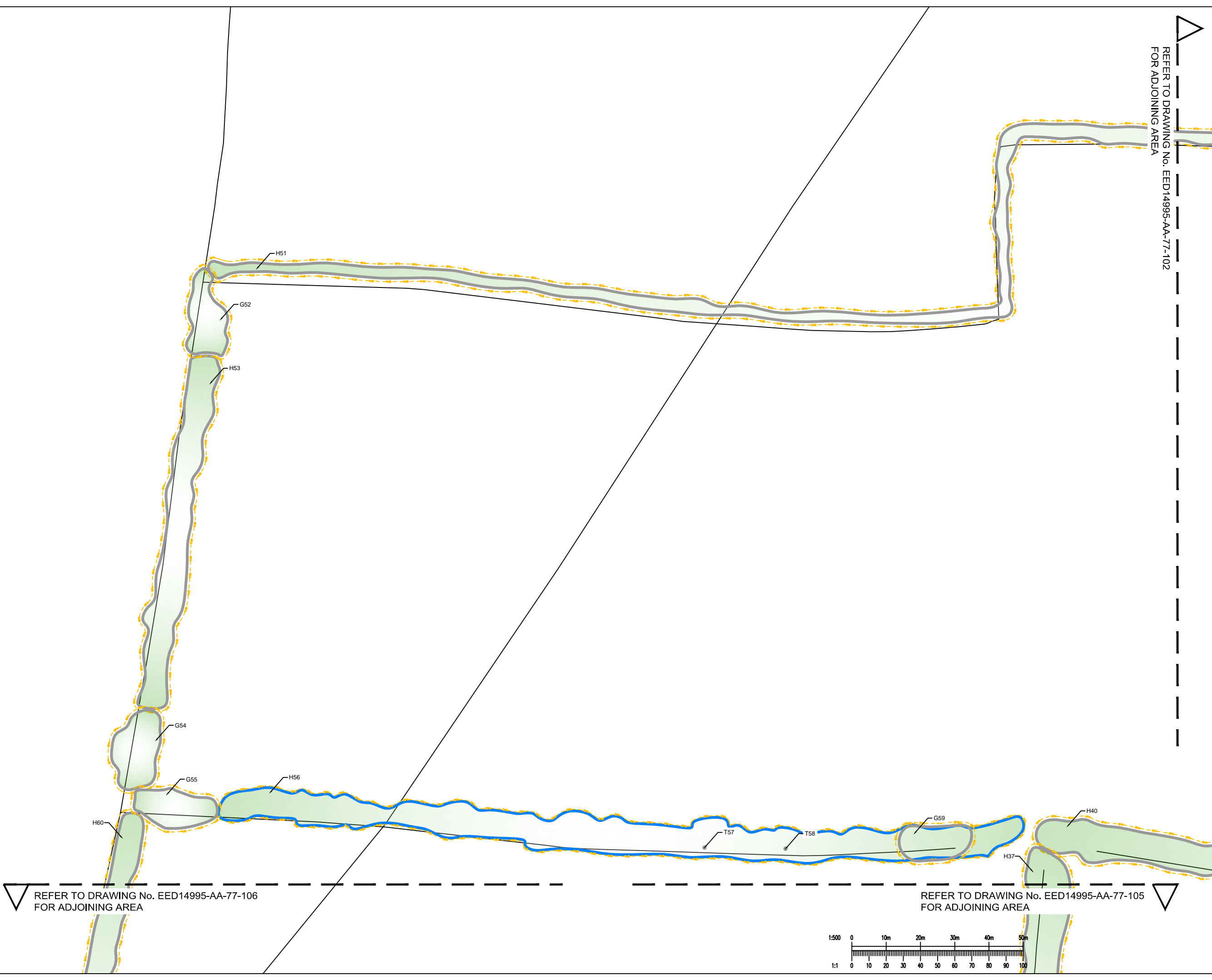
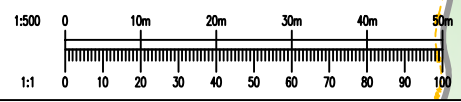
Merchants House Wapping Road Bristol BS1 4RW
 1 0117 937 8200
 mail@watermangroup.com www.watermangroup.com

Drawing Status				
PRELIMINARY				
Designed by	PCO	Checked by	TA	Project No
Drawn by	PCO	Date	December 2014	EED14995
Scales @ A1				Work Order No
work to figured dimensions only				100
Publisher	Zone	Category	Number	Revision
EED	AA	77	101	-

REFER TO DRAWING No. EED14995-AA-77-102
 FOR ADJOINING AREA

REFER TO DRAWING No. EED14995-AA-77-106
 FOR ADJOINING AREA

REFER TO DRAWING No. EED14995-AA-77-105
 FOR ADJOINING AREA





REFER TO DRAWING No. EED14995-AA-77-101
FOR ADJOINING AREA

REFER TO DRAWING No. EED14995-AA-77-103
FOR ADJOINING AREA

REFER TO DRAWING No. EED14995-AA-77-105
FOR ADJOINING AREA

REFER TO DRAWING No. EED14995-AA-77-104
FOR ADJOINING AREA

LEGEND

- CATEGORY GRADE A
Trees of high quality
- CATEGORY GRADE B
Trees of moderate quality
- CATEGORY GRADE C
Trees of low quality
- CATEGORY GRADE U
Trees unsuitable for retention
- ROOT PROTECTION AREAS (RPA)
- INDICATIVE EXTENT OF GROUPED FEATURE

NOTES:

ROOT PROTECTION AREA
Root Protection Areas are calculated in accordance with BS5837: 2012. The precise morphology and disposition of roots may not be fully reflected by these areas, particularly where there are hard standings, however they provide a good indication of potential root constraint.

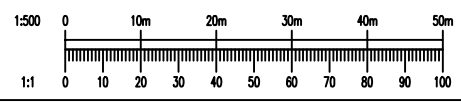
THIS DRAWING SHOULD BE READ IN CONJUNCTION WITH WATERMAN TREE SURVEY REPORT

REV	00.00.00	ISSUED	XXX
Rev	Date	Description	By

Project		Himley Village, Bicester	
Title		Arboricultural Survey & Root Protection Areas (RPA) Sheet 2 of 17	
Client		P3Eco	

Merchants House Wapping Road Bristol BS1 4RW
t 0117 937 8200
mail@watermangroup.com www.watermangroup.com

Drawing Status				
PRELIMINARY				
Designed by	PCO	Checked by	TA	Project No
Drawn by	PCO	Date	December 2014	EED14995
Scales @ A1		1:500 @ A1		Work Order No
work to figured dimensions only				100
Publisher	Zone	Category	Number	Revision
EED	AA	77	102	-











REFER TO DRAWING No. EED14995-AA-77-102
FOR ADJOINING AREA

REFER TO DRAWING No. EED14995-AA-77-104
FOR ADJOINING AREA



LEGEND

-  CATEGORY GRADE A
Trees of high quality
-  CATEGORY GRADE B
Trees of moderate quality
-  CATEGORY GRADE C
Trees of low quality
-  CATEGORY GRADE U
Trees unsuitable for retention
-  ROOT PROTECTION AREAS (RPA)
-  INDICATIVE EXTENT OF GROUPED FEATURE

NOTES:

ROOT PROTECTION AREA
Root Protection Areas are calculated in accordance with BS5837: 2012. The precise morphology and disposition of roots may not be fully reflected by these areas, particularly where there are hard standings, however they provide a good indication of potential root constraint.

THIS DRAWING SHOULD BE READ IN CONJUNCTION WITH WATERMAN TREE SURVEY REPORT

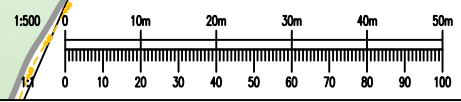
REV	Date	Description	By
00.00.00		ISSUED	XXX

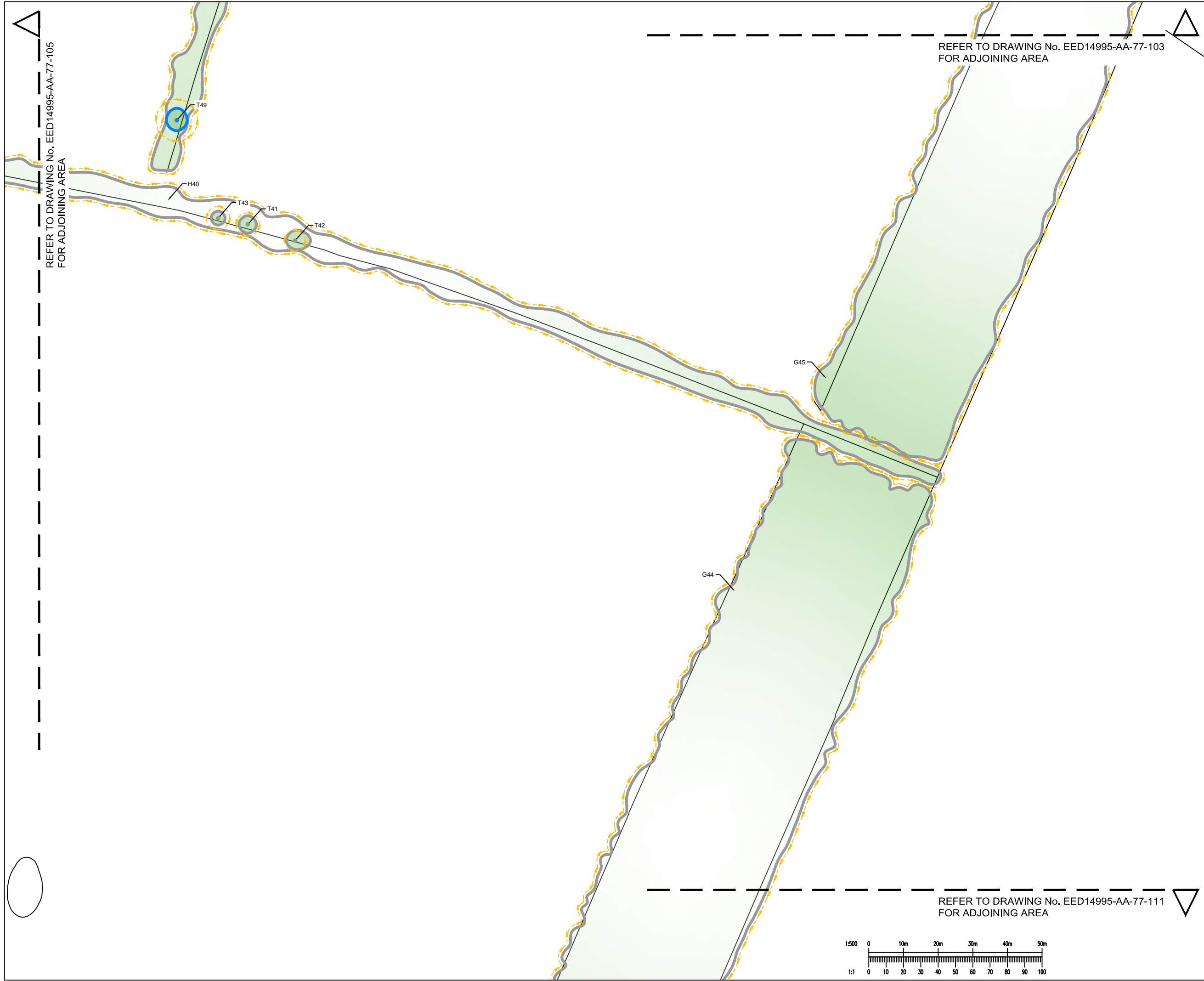
Project		Himley Village, Bicester	
Title		Arboricultural Survey & Root Protection Areas (RPA) Sheet 3 of 17	
Client		P3Eco	



Merchants House Wapping Road Bristol BS1 4RW
1 0117 937 8200
mail@watermangroup.com www.watermangroup.com

Drawing Status				
PRELIMINARY				
Designed by	PCO	Checked by	TA	Project No
Drawn by	PCO	Date	December 2014	EED14995
Scales @ A1				Work Order No
work to figured dimensions only				100
Publisher	Zone	Category	Number	Revision
EED	AA	77	103	-











REFER TO DRAWING No. EED14995-AA-77-105
FOR ADJOINING AREA

REFER TO DRAWING No. EED14995-AA-77-103
FOR ADJOINING AREA

REFER TO DRAWING No. EED14995-AA-77-111
FOR ADJOINING AREA



LEGEND

-  CATEGORY GRADE A
Trees of high quality
-  CATEGORY GRADE B
Trees of moderate quality
-  CATEGORY GRADE C
Trees of low quality
-  CATEGORY GRADE U
Trees unsuitable for retention
-  ROOT PROTECTION AREAS (RPA)
-  INDICATIVE EXTENT OF GROUPED FEATURE

NOTES:

ROOT PROTECTION AREA
Root Protection Areas are calculated in accordance with BS5837: 2012. The precise morphology and disposition of roots may not be fully reflected by these areas, particularly where there are hard standings, however they provide a good indication of potential root constraint.

THIS DRAWING SHOULD BE READ IN CONJUNCTION WITH WATERMAN TREE SURVEY REPORT

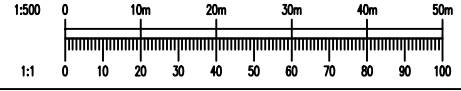
REV	Date	Description	By
00.00.00		ISSUED	XXX

Project		Himley Village, Bicester	
Title		Arboricultural Survey & Root Protection Areas (RPA) Sheet 4 of 17	
Client		P3Eco	









Merchants House Wapping Road Bristol BS1 4RW
1 0117 937 8200
mail@watermangroup.com www.watermangroup.com

Drawing Status				
PRELIMINARY				
Designed by	PCO	Checked by	TA	Project No
Drawn by	PCO	Date	December 2014	EED14995
Scales @ A1 work to figured dimensions only				1:500 @ A1
				Work Order No
				100
Publisher	Zone	Category	Number	Revision
EED	AA	77	104	-





LEGEND

-  CATEGORY GRADE A
Trees of high quality
-  CATEGORY GRADE B
Trees of moderate quality
-  CATEGORY GRADE C
Trees of low quality
-  CATEGORY GRADE U
Trees unsuitable for retention
-  ROOT PROTECTION AREAS (RPA)
-  INDICATIVE EXTENT OF GROUPED FEATURE

NOTES:

ROOT PROTECTION AREA
Root Protection Areas are calculated in accordance with BS5837: 2012. The precise morphology and disposition of roots may not be fully reflected by these areas, particularly where there are hard standings, however they provide a good indication of potential root constraint.

THIS DRAWING SHOULD BE READ IN CONJUNCTION WITH WATERMAN TREE SURVEY REPORT

Rev	Date	Description	By
00.00.00		ISSUED	XXX

Amendments

Project: Himley Village, Bicester

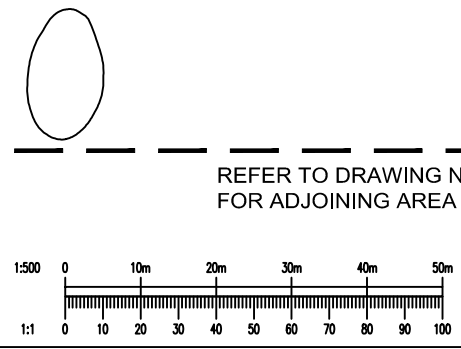
Title: Arboricultural Survey & Root Protection Areas (RPA)
Sheet 5 of 17

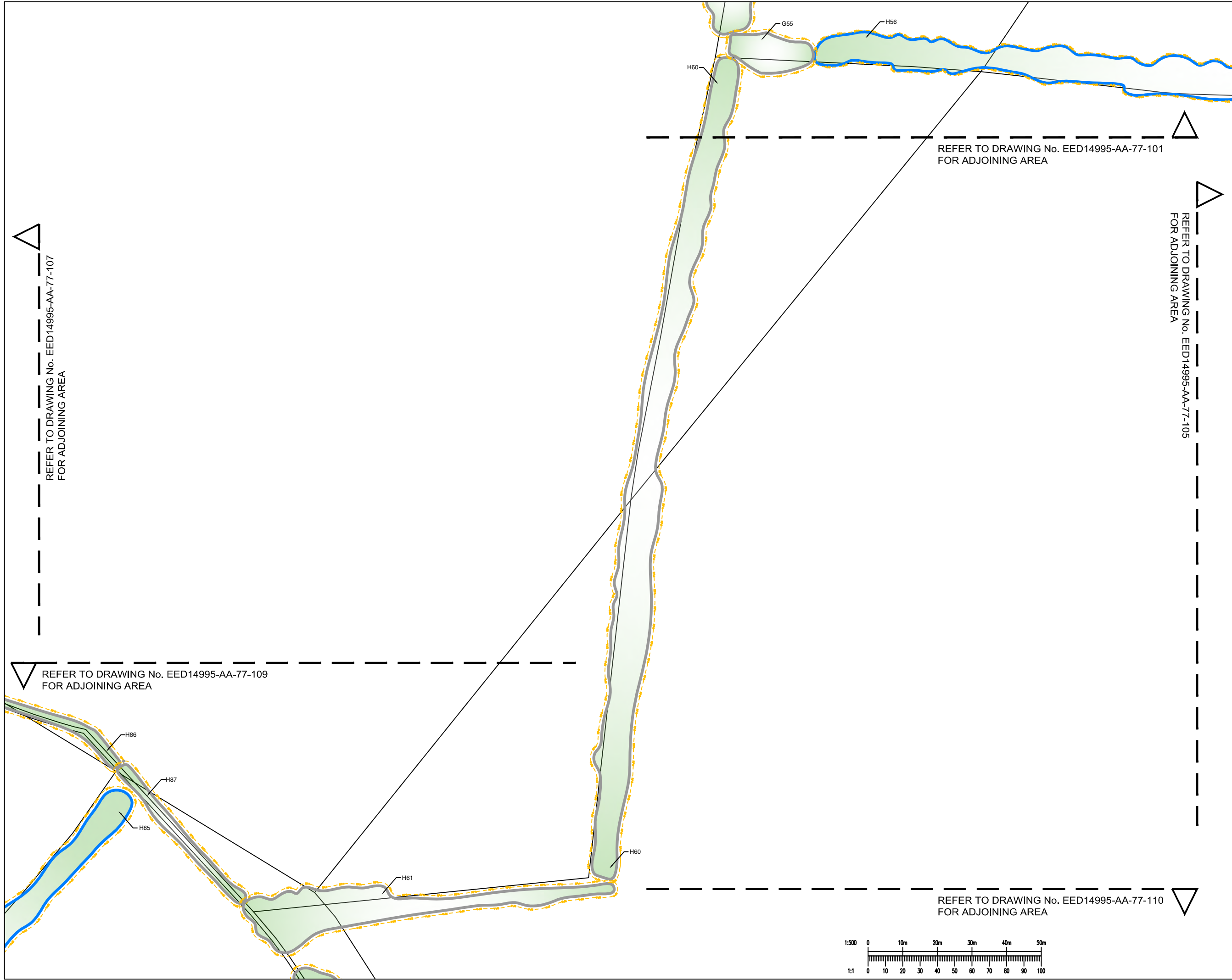
Client: P3Eco









Merchants House Wapping Road Bristol BS1 4RW
1 0117 937 8200
mail@watermangroup.com www.watermangroup.com

Drawing Status: PRELIMINARY				
Designed by	PCO	Checked by	TA	Project No
Drawn by	PCO	Date	December 2014	EED14995
Scales @ A1	work to figured dimensions only		1:500 @ A1	Work Order No
				100
Publisher	Zone	Category	Number	Revision
EED	AA	77	105	-





LEGEND

-  CATEGORY GRADE A
Trees of high quality
-  CATEGORY GRADE B
Trees of moderate quality
-  CATEGORY GRADE C
Trees of low quality
-  CATEGORY GRADE U
Trees unsuitable for retention
-  ROOT PROTECTION AREAS (RPA)
-  INDICATIVE EXTENT OF GROUPED FEATURE

NOTES:

ROOT PROTECTION AREA
 Root Protection Areas are calculated in accordance with BS5837: 2012. The precise morphology and disposition of roots may not be fully reflected by these areas, particularly where there are hard standings, however they provide a good indication of potential root constraint.

THIS DRAWING SHOULD BE READ IN CONJUNCTION WITH WATERMAN TREE SURVEY REPORT

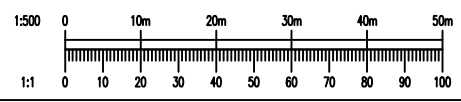
REV	00.00.00	ISSUED	XXX
Rev	Date	Description	By

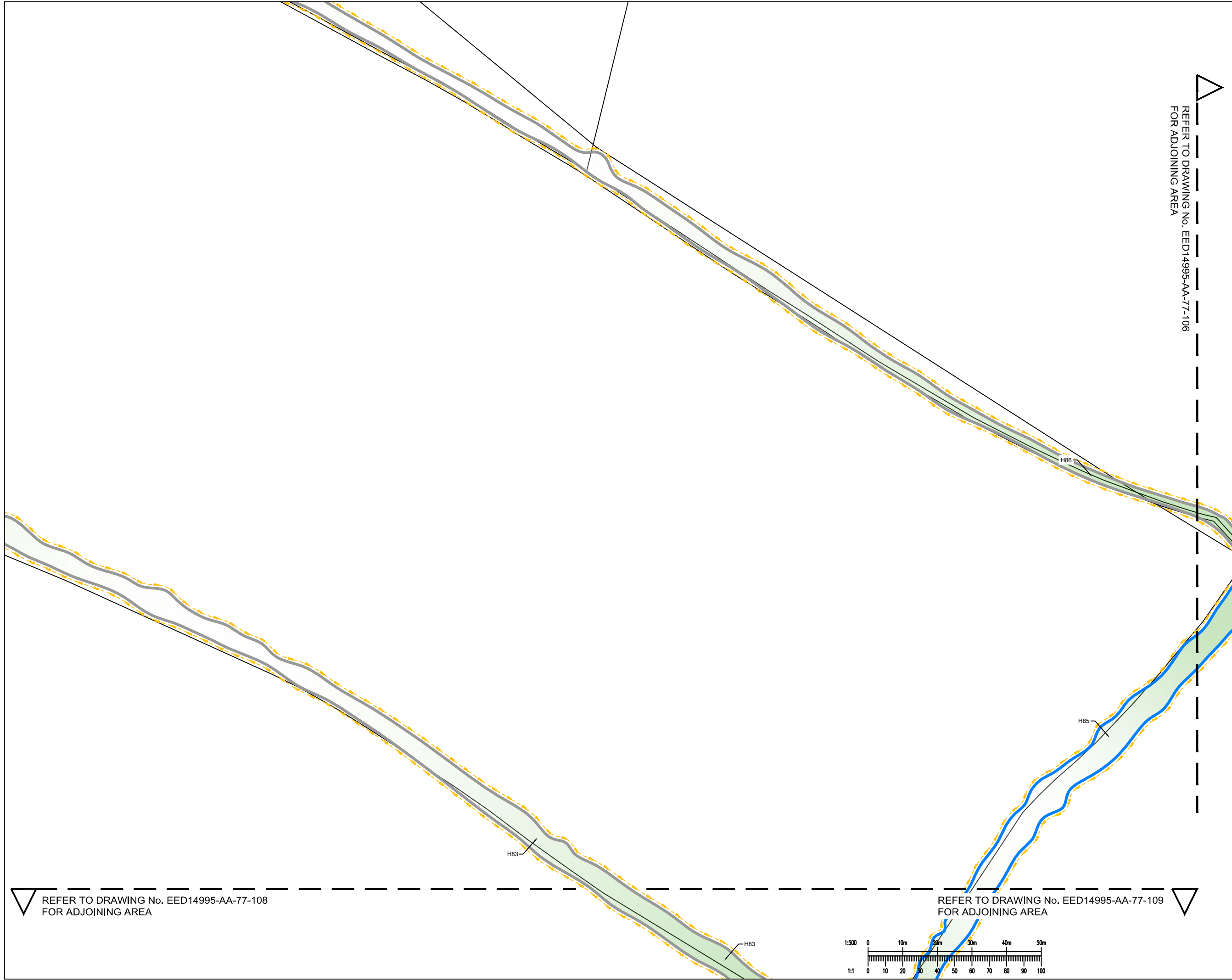
Amendments	
Project	Himley Village, Bicester
Title	Arboricultural Survey & Root Protection Areas (RPA) Sheet 6 of 17
Client	P3Eco








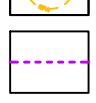
Merchants House Wapping Road Bristol BS1 4RW
 1 0117 937 8200
 mail@watermangroup.com www.watermangroup.com

Drawing Status				
PRELIMINARY				
Designed by	PCO	Checked by	TA	Project No
Drawn by	PCO	Date	December 2014	EED14995
Scales @ A1				Work Order No
work to figured dimensions only				100
Publisher	Zone	Category	Number	Revision
EED	AA	77	106	-





LEGEND

-  CATEGORY GRADE A
Trees of high quality
-  CATEGORY GRADE B
Trees of moderate quality
-  CATEGORY GRADE C
Trees of low quality
-  CATEGORY GRADE U
Trees unsuitable for retention
-  ROOT PROTECTION AREAS (RPA)
-  INDICATIVE EXTENT OF GROUPED FEATURE

NOTES:

ROOT PROTECTION AREA
 Root Protection Areas are calculated in accordance with BS5837: 2012. The precise morphology and disposition of roots may not be fully reflected by these areas, particularly where there are hard standings, however they provide a good indication of potential root constraint.

THIS DRAWING SHOULD BE READ IN CONJUNCTION WITH WATERMAN TREE SURVEY REPORT

REV	00.00.00	ISSUED	XXX
Rev	Date	Description	By
Amendments			

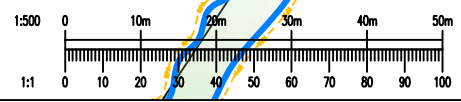
Project	Himley Village, Bicester
Title	Arboricultural Survey & Root Protection Areas (RPA) Sheet 7 of 17
Client	P3Eco

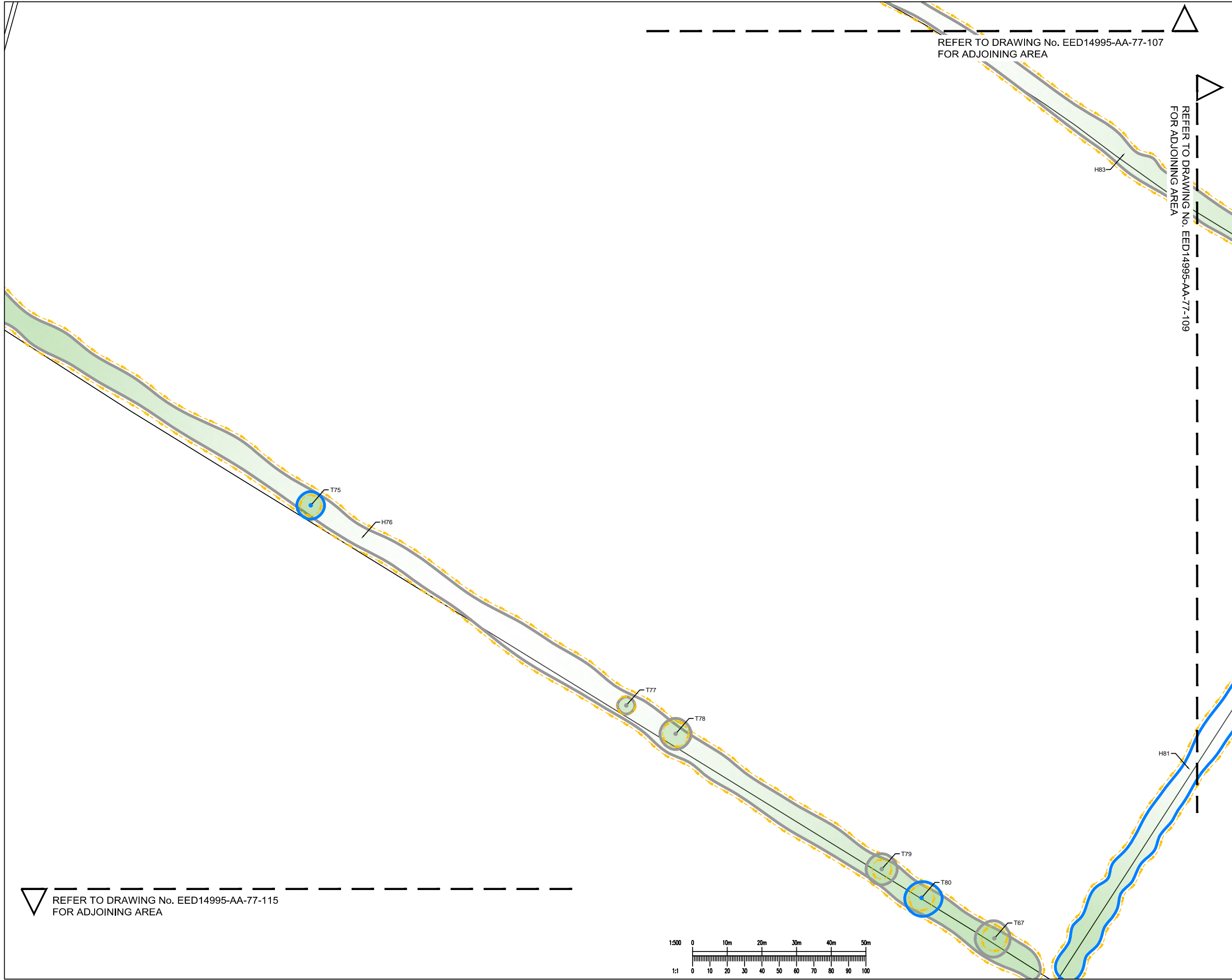


PRELIMINARY				
Designed by	PCO	Checked by	TA	Project No
Drawn by	PCO	Date	December 2014	EED14995
Scalcs @ A1	work to figured dimensions only 1:500 @ A1			Work Order No
				100
Publisher	Zone	Category	Number	Revision
EED	AA	77	107	-

REFER TO DRAWING No. EED14995-AA-77-108
FOR ADJOINING AREA

REFER TO DRAWING No. EED14995-AA-77-109
FOR ADJOINING AREA





LEGEND

- CATEGORY GRADE A
Trees of high quality
- CATEGORY GRADE B
Trees of moderate quality
- CATEGORY GRADE C
Trees of low quality
- CATEGORY GRADE U
Trees unsuitable for retention
- ROOT PROTECTION AREAS (RPA)
- INDICATIVE EXTENT OF GROUPED FEATURE

NOTES:

ROOT PROTECTION AREA
 Root Protection Areas are calculated in accordance with BS5837: 2012. The precise morphology and disposition of roots may not be fully reflected by these areas, particularly where there are hard standings, however they provide a good indication of potential root constraint.

THIS DRAWING SHOULD BE READ IN CONJUNCTION WITH WATERMAN TREE SURVEY REPORT

REV	Date	Description	By
00.00.00		ISSUED	XXX

Project	Himley Village, Bicester
Title	Arboricultural Survey & Root Protection Areas (RPA) Sheet 8 of 17
Client	P3Eco

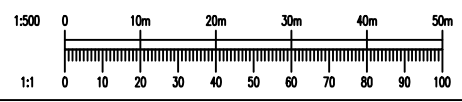
Merchants House Wapping Road Bristol BS1 4RW
 1 0117 937 8200
 mail@watermangroup.com www.watermangroup.com

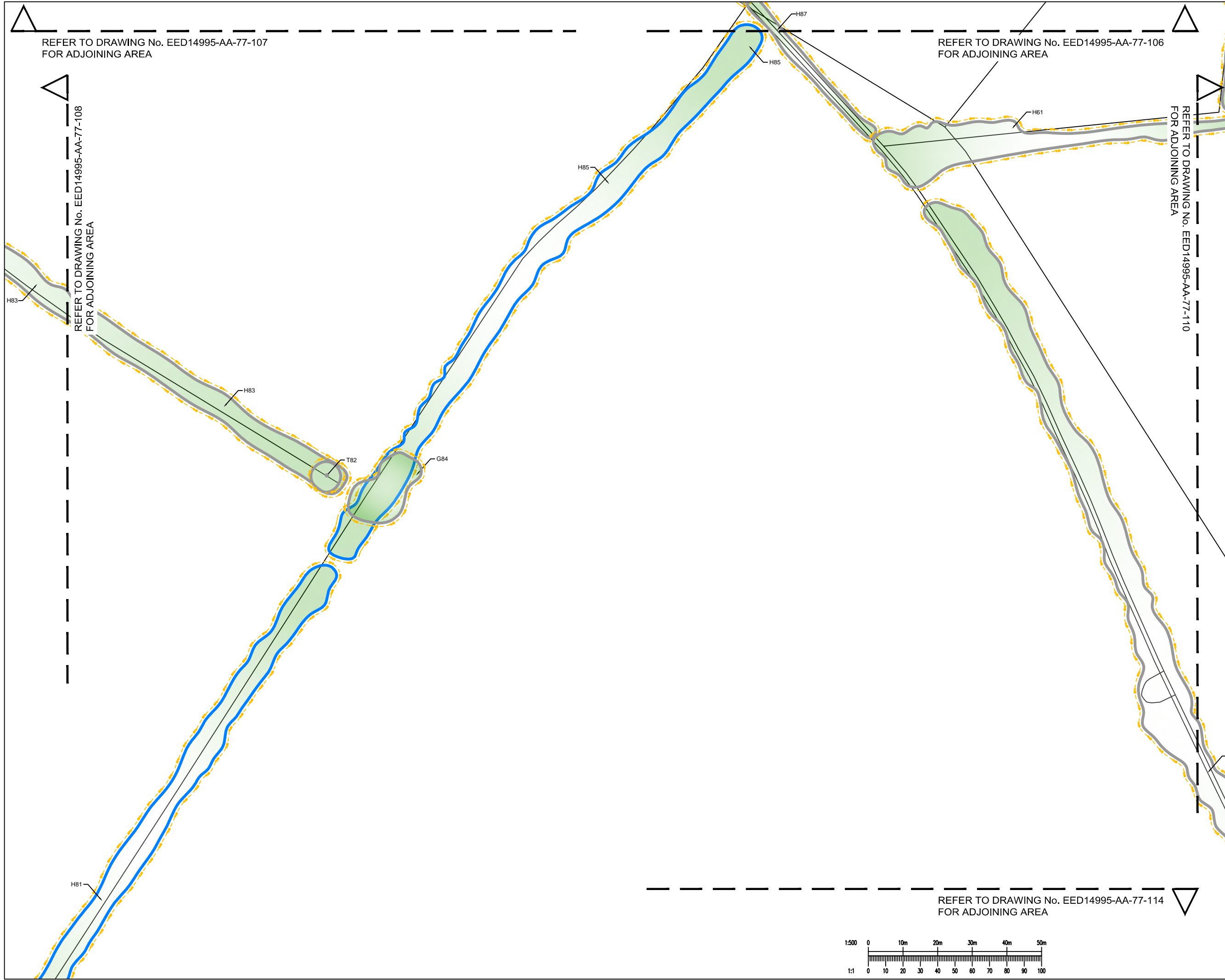
PRELIMINARY				
Designed by	PCO	Checked by	TA	Project No
Drawn by	PCO	Date	December 2014	EED14995
Scales @ A1 work to figured dimensions only				1:500 @ A1
Work Order No	100			
Revision	-			
Number	108	Zone	AA	Publisher
Category	77	EED		

REFER TO DRAWING No. EED14995-AA-77-115 FOR ADJOINING AREA

REFER TO DRAWING No. EED14995-AA-77-107 FOR ADJOINING AREA

REFER TO DRAWING No. EED14995-AA-77-109 FOR ADJOINING AREA





LEGEND

- CATEGORY GRADE A
Trees of high quality
- CATEGORY GRADE B
Trees of moderate quality
- CATEGORY GRADE C
Trees of low quality
- CATEGORY GRADE U
Trees unsuitable for retention
- ROOT PROTECTION AREAS (RPA)
- INDICATIVE EXTENT OF GROUPED FEATURE

NOTES:

ROOT PROTECTION AREA
 Root Protection Areas are calculated in accordance with BS5837: 2012. The precise morphology and disposition of roots may not be fully reflected by these areas, particularly where there are hard standings, however they provide a good indication of potential root constraint.

THIS DRAWING SHOULD BE READ IN CONJUNCTION WITH WATERMAN TREE SURVEY REPORT

REFER TO DRAWING No. EED14995-AA-77-107 FOR ADJOINING AREA

REFER TO DRAWING No. EED14995-AA-77-106 FOR ADJOINING AREA

REFER TO DRAWING No. EED14995-AA-77-108 FOR ADJOINING AREA

REFER TO DRAWING No. EED14995-AA-77-110 FOR ADJOINING AREA

REFER TO DRAWING No. EED14995-AA-77-114 FOR ADJOINING AREA

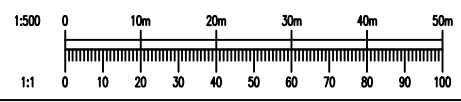
Rev	Date	Description	By
00.00.00		ISSUED	XXX

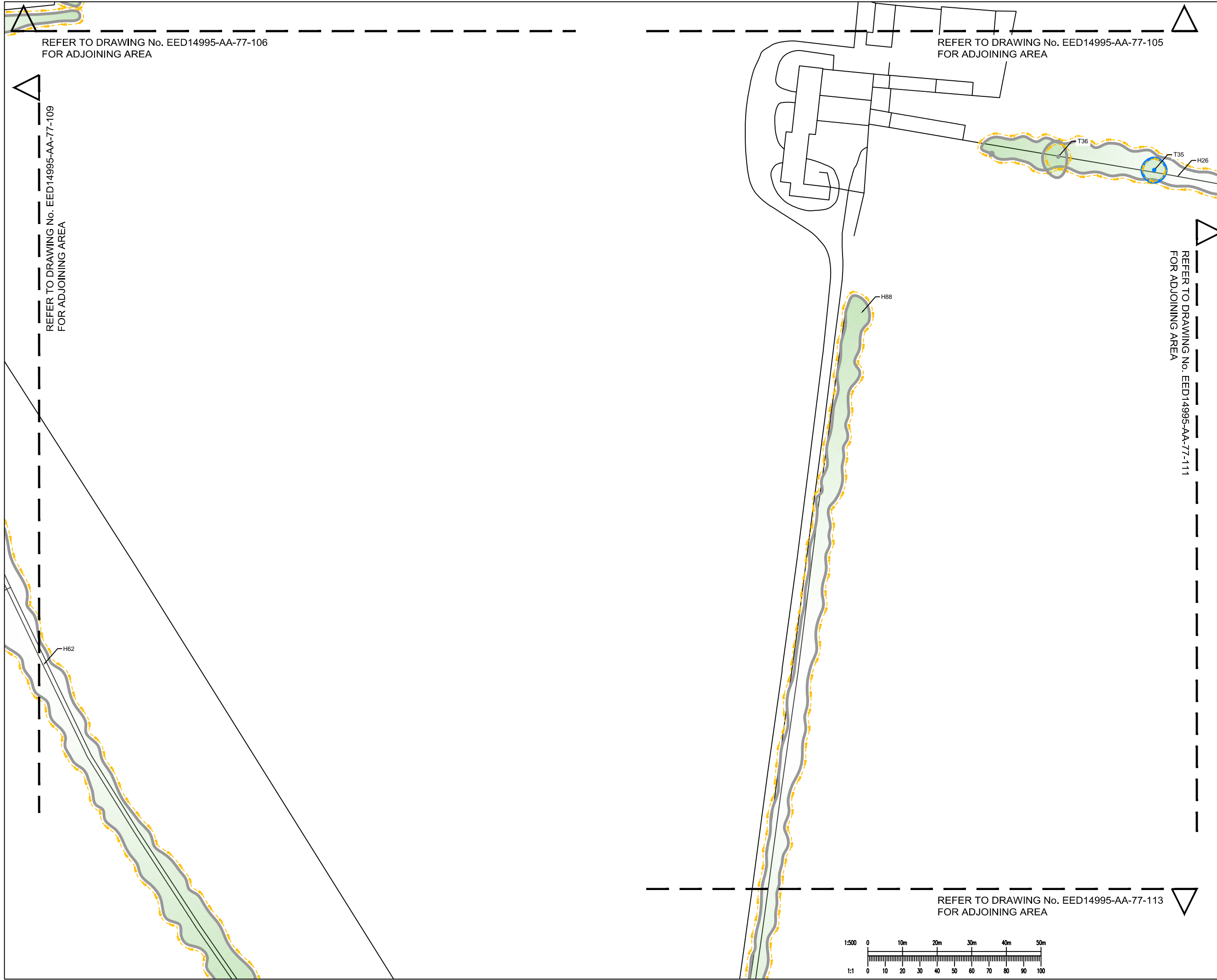
Amendments	
Project	Himley Village, Bicester
Title	Arboricultural Survey & Root Protection Areas (RPA) Sheet 9 of 17
Client	P3Eco









Merchants House Wapping Road Bristol BS1 4RW
 1 0117 937 8200
 mail@watermangroup.com www.watermangroup.com

Drawing Status				
PRELIMINARY				
Designed by	PCO	Checked by	TA	Project No
Drawn by	PCO	Date	December 2014	EED14995
Scalcs @ A1	work to figured dimensions only 1:500 @ A1			Work Order No
				100
Publisher	Zone	Category	Number	Revision
EED	AA	77	109	-





LEGEND

-  CATEGORY GRADE A
Trees of high quality
-  CATEGORY GRADE B
Trees of moderate quality
-  CATEGORY GRADE C
Trees of low quality
-  CATEGORY GRADE U
Trees unsuitable for retention
-  ROOT PROTECTION AREAS (RPA)
-  INDICATIVE EXTENT OF GROUPED FEATURE

NOTES:

ROOT PROTECTION AREA
 Root Protection Areas are calculated in accordance with BS5837: 2012. The precise morphology and disposition of roots may not be fully reflected by these areas, particularly where there are hard standings, however they provide a good indication of potential root constraint.

THIS DRAWING SHOULD BE READ IN CONJUNCTION WITH WATERMAN TREE SURVEY REPORT

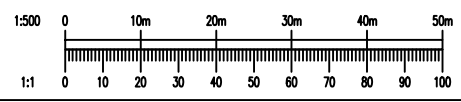
Rev	Date	Description	By
00.00.00		ISSUED	XXX

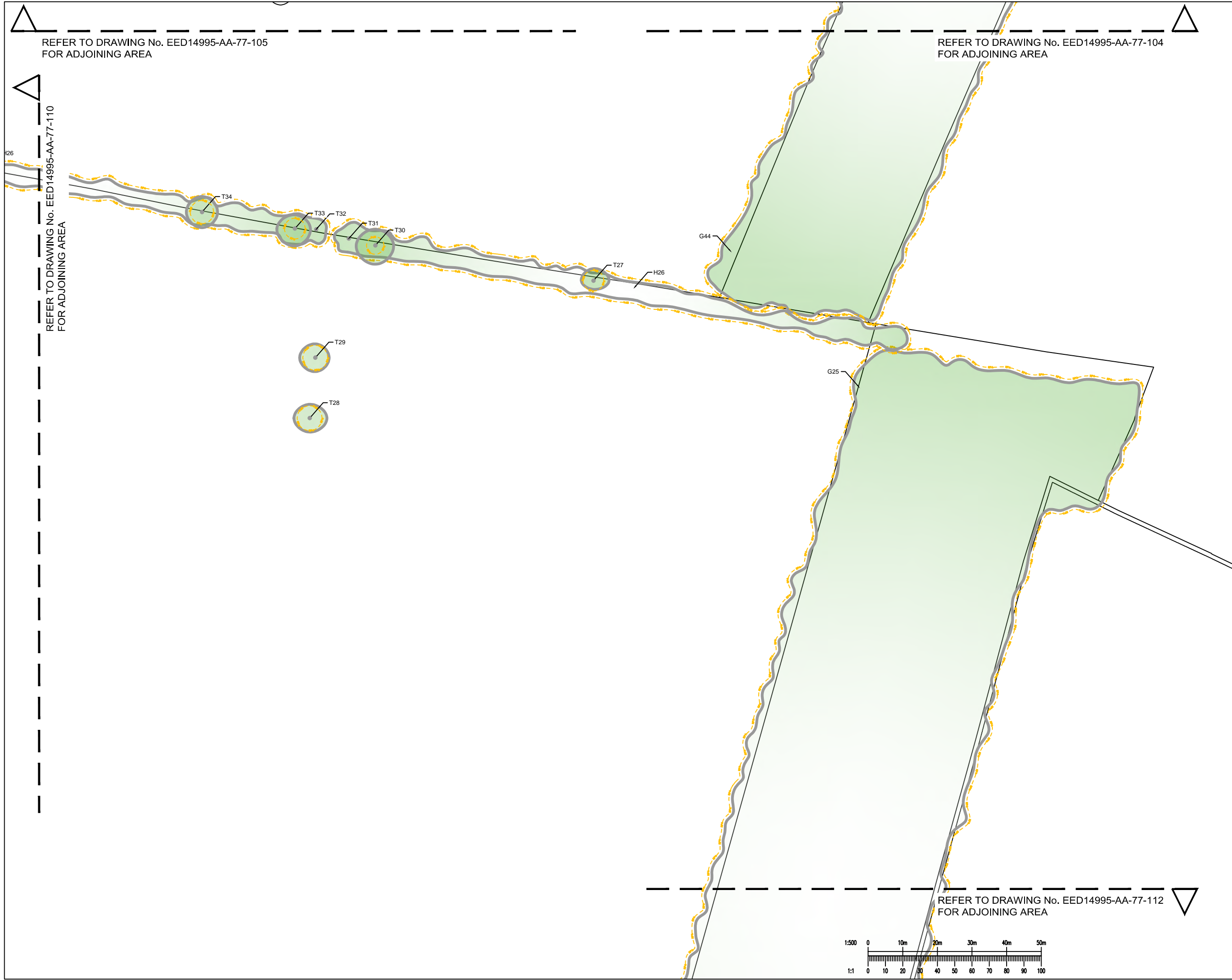
Project		Himley Village, Bicester	
Title		Arboricultural Survey & Root Protection Areas (RPA) Sheet 10 of 17	
Client		P3Eco	



Merchants House Wapping Road Bristol BS1 4RW
 1 0117 937 8200
 mail@watermangroup.com www.watermangroup.com

Drawing Status				
PRELIMINARY				
Designed by	PCO	Checked by	TA	Project No
Drawn by	PCO	Date	December 2014	EED14995
Scalcs @ A1	work to figured dimensions only 1:500 @ A1			Work Order No
				100
Publisher	Zone	Category	Number	Revision
EED	AA	77	110	-





REFER TO DRAWING No. EED14995-AA-77-105
FOR ADJOINING AREA

REFER TO DRAWING No. EED14995-AA-77-104
FOR ADJOINING AREA

REFER TO DRAWING No. EED14995-AA-77-110
FOR ADJOINING AREA

REFER TO DRAWING No. EED14995-AA-77-112
FOR ADJOINING AREA

LEGEND

- CATEGORY GRADE A
Trees of high quality
- CATEGORY GRADE B
Trees of moderate quality
- CATEGORY GRADE C
Trees of low quality
- CATEGORY GRADE U
Trees unsuitable for retention
- ROOT PROTECTION AREAS (RPA)
- INDICATIVE EXTENT OF GROUPED FEATURE

NOTES:

ROOT PROTECTION AREA
Root Protection Areas are calculated in accordance with BS5837: 2012. The precise morphology and disposition of roots may not be fully reflected by these areas, particularly where there are hard standings, however they provide a good indication of potential root constraint.

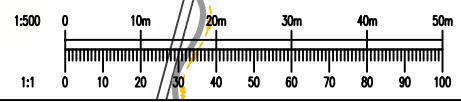
THIS DRAWING SHOULD BE READ IN CONJUNCTION WITH WATERMAN TREE SURVEY REPORT

REV	00.00.00	ISSUED	XXX
Rev	Date	Description	By

Amendments	
Project	Himley Village, Bicester
Title	Arboricultural Survey & Root Protection Areas (RPA) Sheet 11 of 17
Client	P3Eco

Merchants House Wapping Road Bristol BS1 4RW
t 0117 937 8200
mail@watermangroup.com www.watermangroup.com

Drawing Status				
PRELIMINARY				
Designed by	PCO	Checked by	TA	Project No
Drawn by	PCO	Date	December 2014	EED14995
Scales @ A1 work to figured dimensions only				1:500 @ A1
Work Order No	100			
Publisher	Zone	Category	Number	Revision
EED	AA	77	111	-



REFER TO DRAWING No. EED14995-AA-77-110
FOR ADJOINING AREA







REFER TO DRAWING No. EED14995-AA-77-111
FOR ADJOINING AREA

REFER TO DRAWING No. EED14995-AA-77-113
FOR ADJOINING AREA

REFER TO DRAWING No. EED14995-AA-77-117
FOR ADJOINING AREA



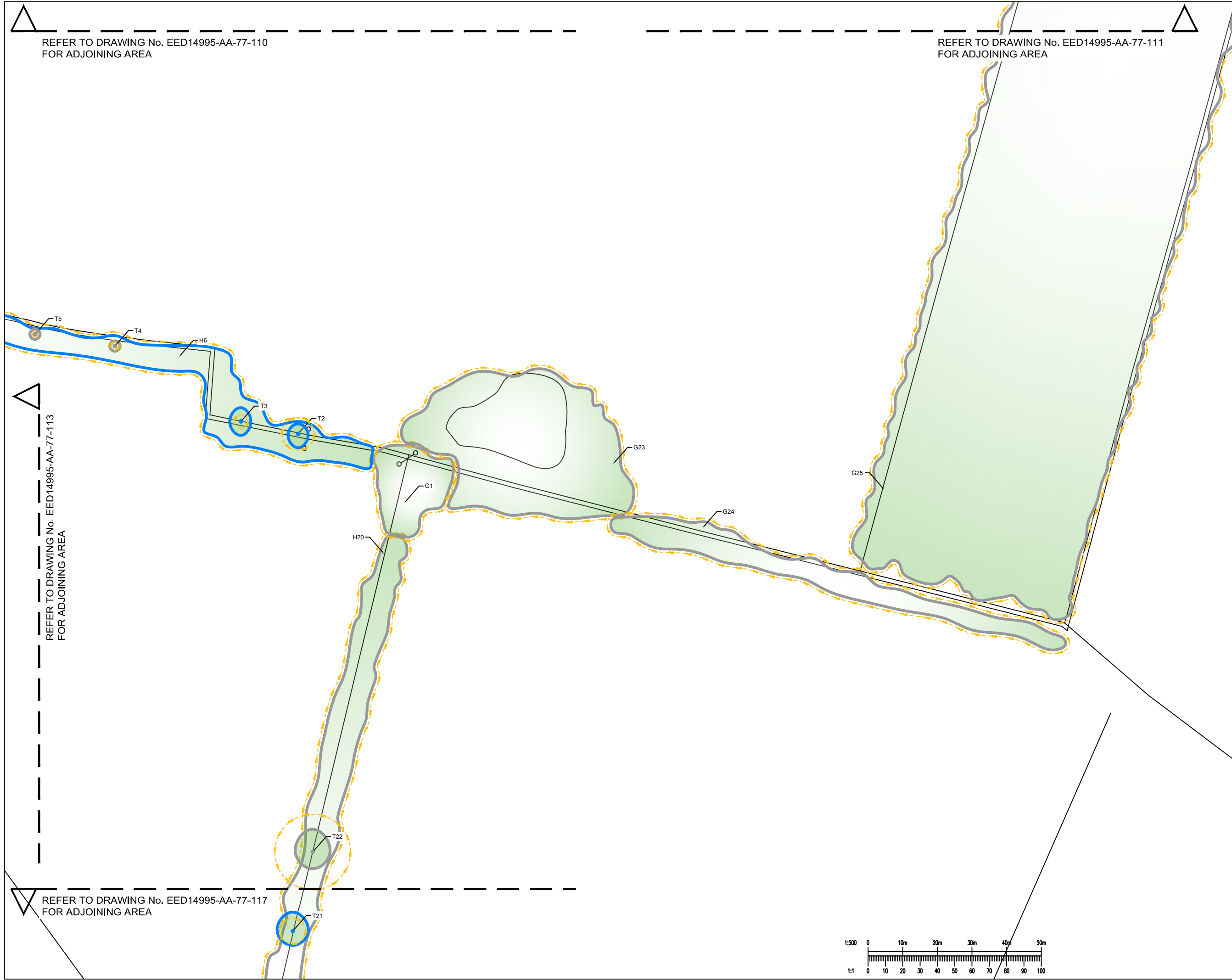
LEGEND

-  CATEGORY GRADE A
Trees of high quality
-  CATEGORY GRADE B
Trees of moderate quality
-  CATEGORY GRADE C
Trees of low quality
-  CATEGORY GRADE U
Trees unsuitable for retention
-  ROOT PROTECTION AREAS (RPA)
-  INDICATIVE EXTENT OF GROUPED FEATURE

NOTES:

ROOT PROTECTION AREA
Root Protection Areas are calculated in accordance with BS5837: 2012. The precise morphology and disposition of roots may not be fully reflected by these areas, particularly where there are hard standings, however they provide a good indication of potential root constraint.

THIS DRAWING SHOULD BE READ IN CONJUNCTION WITH WATERMAN TREE SURVEY REPORT



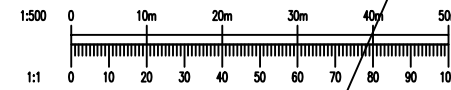
REV	Date	Description	By
00.00.00		ISSUED	XXX

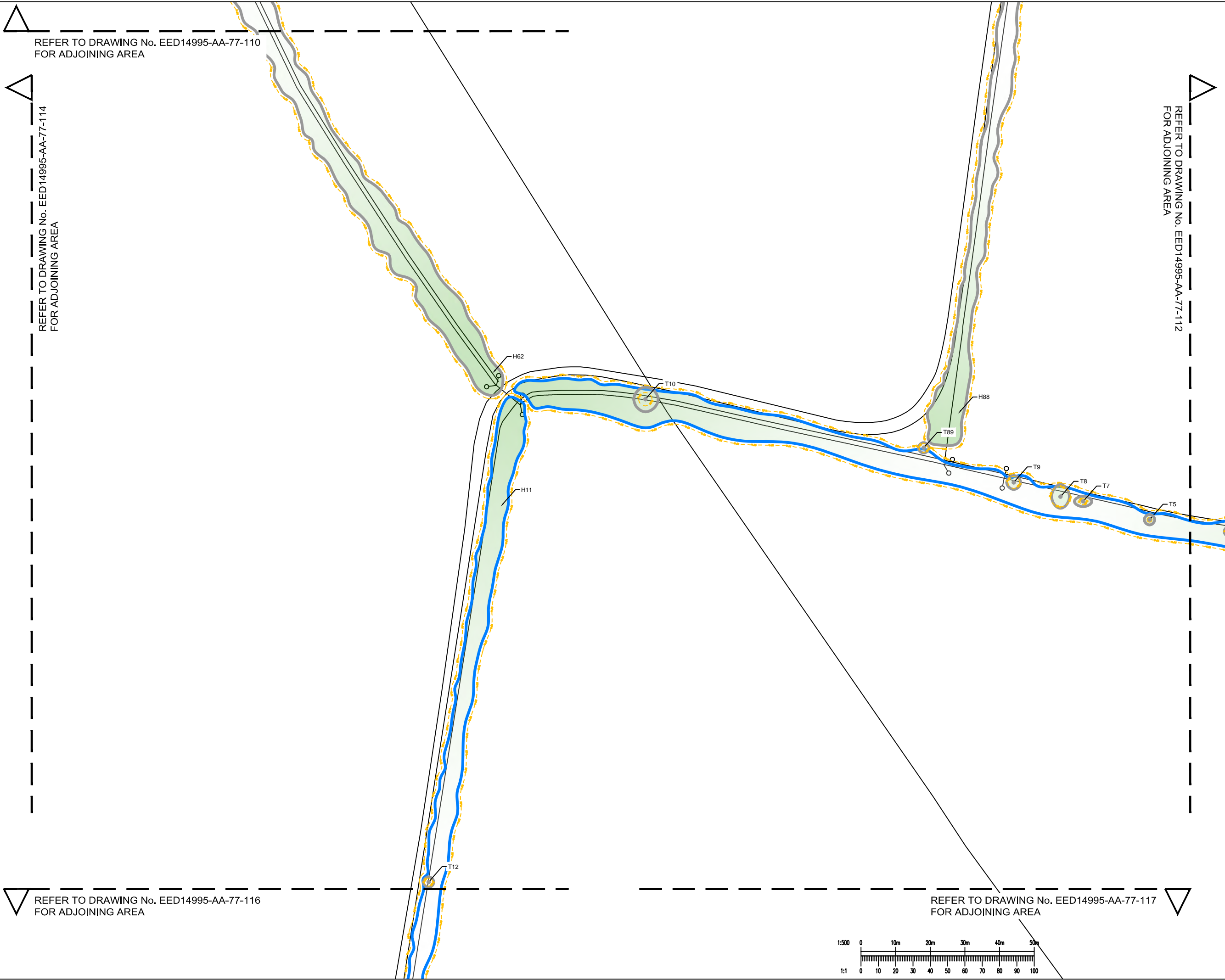
Project		Himley Village, Bicester	
Title		Arboricultural Survey & Root Protection Areas (RPA) Sheet 12 of 17	
Client		P3Eco	



Merchants House Wapping Road Bristol BS1 4RW
1 0117 937 8200
mail@watermangroup.com www.watermangroup.com

Drawing Status				
PRELIMINARY				
Designed by	PCO	Checked by	TA	Project No
Drawn by	PCO	Date	December 2014	EED14995
Scalcs @ A1	work to figured dimensions only 1:500 @ A1			Work Order No
				100
Publisher	Zone	Category	Number	Revision
EED	AA	77	112	-





REFER TO DRAWING No. EED14995-AA-77-110
FOR ADJOINING AREA

REFER TO DRAWING No. EED14995-AA-77-114
FOR ADJOINING AREA

REFER TO DRAWING No. EED14995-AA-77-112
FOR ADJOINING AREA

REFER TO DRAWING No. EED14995-AA-77-116
FOR ADJOINING AREA

REFER TO DRAWING No. EED14995-AA-77-117
FOR ADJOINING AREA

LEGEND

- CATEGORY GRADE A
Trees of high quality
- CATEGORY GRADE B
Trees of moderate quality
- CATEGORY GRADE C
Trees of low quality
- CATEGORY GRADE U
Trees unsuitable for retention
- ROOT PROTECTION AREAS (RPA)
- INDICATIVE EXTENT OF GROUPED FEATURE

NOTES:

ROOT PROTECTION AREA
Root Protection Areas are calculated in accordance with BS5837: 2012. The precise morphology and disposition of roots may not be fully reflected by these areas, particularly where there are hard standings, however they provide a good indication of potential root constraint.

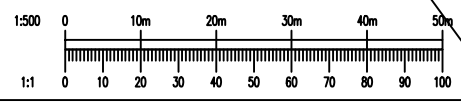
THIS DRAWING SHOULD BE READ IN CONJUNCTION WITH WATERMAN TREE SURVEY REPORT

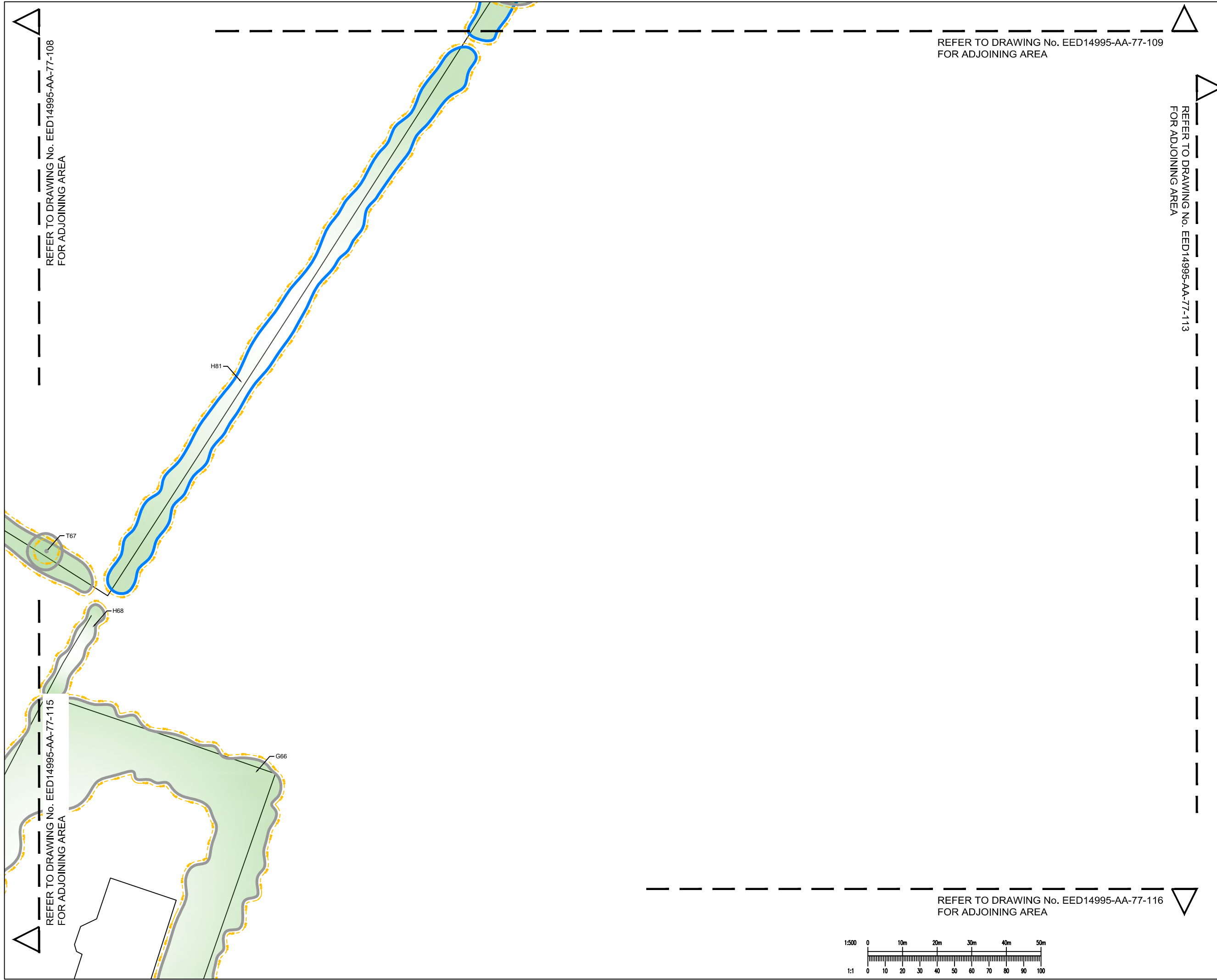
REV	Date	Description	By
00.00.00		ISSUED	XXX







Project		Himley Village, Bicester	
Title		Arboricultural Survey & Root Protection Areas (RPA) Sheet 13 of 17	
Client		P3Eco	

Merchants House Wapping Road Bristol BS1 4RW
1 0117 937 8200
mail@watermangroup.com www.watermangroup.com

Drawing Status				
PRELIMINARY				
Designed by	PCO	Checked by	TA	Project No
Drawn by	PCO	Date	December 2014	EED14995
Scalcs @ A1	work to figured dimensions only 1:500 @ A1			100
Number	Revision			
EED AA 77 113	-			





- LEGEND
-  CATEGORY GRADE A
Trees of high quality
 -  CATEGORY GRADE B
Trees of moderate quality
 -  CATEGORY GRADE C
Trees of low quality
 -  CATEGORY GRADE U
Trees unsuitable for retention
 -  ROOT PROTECTION AREAS (RPA)
 -  INDICATIVE EXTENT OF GROUPED FEATURE

NOTES:

ROOT PROTECTION AREA
 Root Protection Areas are calculated in accordance with BS5837: 2012. The precise morphology and disposition of roots may not be fully reflected by these areas, particularly where there are hard standings, however they provide a good indication of potential root constraint.

THIS DRAWING SHOULD BE READ IN CONJUNCTION WITH WATERMAN TREE SURVEY REPORT

REV	00.00.00	ISSUED	XXX
-----	----------	--------	-----

Rev	Date	Description	By
-----	------	-------------	----

Amendments

Project Himley Village, Bicester

Title
 Arboricultural Survey &
 Root Protection Areas (RPA)
 Sheet 14 of 17

Client P3Eco



Merchants House Wapping Road Bristol BS1 4RW
 1 0117 937 8200
 mail@watermangroup.com www.watermangroup.com

Drawing Status **PRELIMINARY**

Designed by PCO Checked by TA Project No. EED14995

Drawn by PCO Date December 2014 Work Order No. 100

Scales @ A1 work to figured dimensions only 1:500 @ A1

Publisher	Zone	Category	Number	Revision
EED	AA	77	114	-

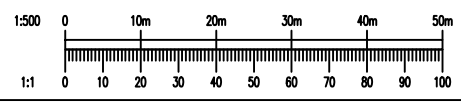
REFER TO DRAWING No. EED14995-AA-77-109 FOR ADJOINING AREA

REFER TO DRAWING No. EED14995-AA-77-113 FOR ADJOINING AREA

REFER TO DRAWING No. EED14995-AA-77-108 FOR ADJOINING AREA

REFER TO DRAWING No. EED14995-AA-77-115 FOR ADJOINING AREA

REFER TO DRAWING No. EED14995-AA-77-116 FOR ADJOINING AREA











REFER TO DRAWING No. EED14995-AA-77-108 FOR ADJOINING AREA

REFER TO DRAWING No. EED14995-AA-77-114 FOR ADJOINING AREA

REFER TO DRAWING No. EED14995-AA-77-116 FOR ADJOINING AREA

LEGEND

-  CATEGORY GRADE A
Trees of high quality
-  CATEGORY GRADE B
Trees of moderate quality
-  CATEGORY GRADE C
Trees of low quality
-  CATEGORY GRADE U
Trees unsuitable for retention
-  ROOT PROTECTION AREAS (RPA)
-  INDICATIVE EXTENT OF GROUPED FEATURE

NOTES:

ROOT PROTECTION AREA
Root Protection Areas are calculated in accordance with BS5837: 2012. The precise morphology and disposition of roots may not be fully reflected by these areas, particularly where there are hard standings, however they provide a good indication of potential root constraint.

THIS DRAWING SHOULD BE READ IN CONJUNCTION WITH WATERMAN TREE SURVEY REPORT

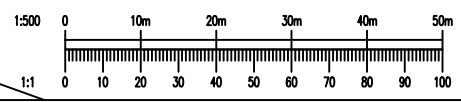
REV	Date	Description	By
00.00.00		ISSUED	XXX

Project		Himley Village, Bicester	
Title		Arboricultural Survey & Root Protection Areas (RPA) Sheet 15 of 17	
Client		P3Eco	



Merchants House Wapping Road Bristol BS1 4RW
1 0117 937 8200
mail@watermangroup.com www.watermangroup.com

Drawing Status				
PRELIMINARY				
Designed by	PCO	Checked by	TA	Project No
Drawn by	PCO	Date	December 2014	EED14995
Scalcs @ A1	work to figured dimensions only 1:500 @ A1			Work Order No
				100
Publisher	Zone	Category	Number	Revision
EED	AA	77	115	-



REFER TO DRAWING No. EED14995-AA-77-114
FOR ADJOINING AREA







REFER TO DRAWING No. EED14995-AA-77-113
FOR ADJOINING AREA

REFER TO DRAWING No. EED14995-AA-77-115
FOR ADJOINING AREA

REFER TO DRAWING No. EED14995-AA-77-117
FOR ADJOINING AREA




LEGEND

-  CATEGORY GRADE A
Trees of high quality
-  CATEGORY GRADE B
Trees of moderate quality
-  CATEGORY GRADE C
Trees of low quality
-  CATEGORY GRADE U
Trees unsuitable for retention
-  ROOT PROTECTION AREAS (RPA)
-  INDICATIVE EXTENT OF GROUPED FEATURE

NOTES:

ROOT PROTECTION AREA
Root Protection Areas are calculated in accordance with BS5837: 2012. The precise morphology and disposition of roots may not be fully reflected by these areas, particularly where there are hard standings, however they provide a good indication of potential root constraint.

THIS DRAWING SHOULD BE READ IN CONJUNCTION WITH WATERMAN TREE SURVEY REPORT



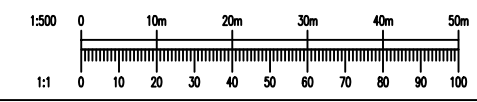
Rev	Date	Description	By
00.00.00		ISSUED	XXX

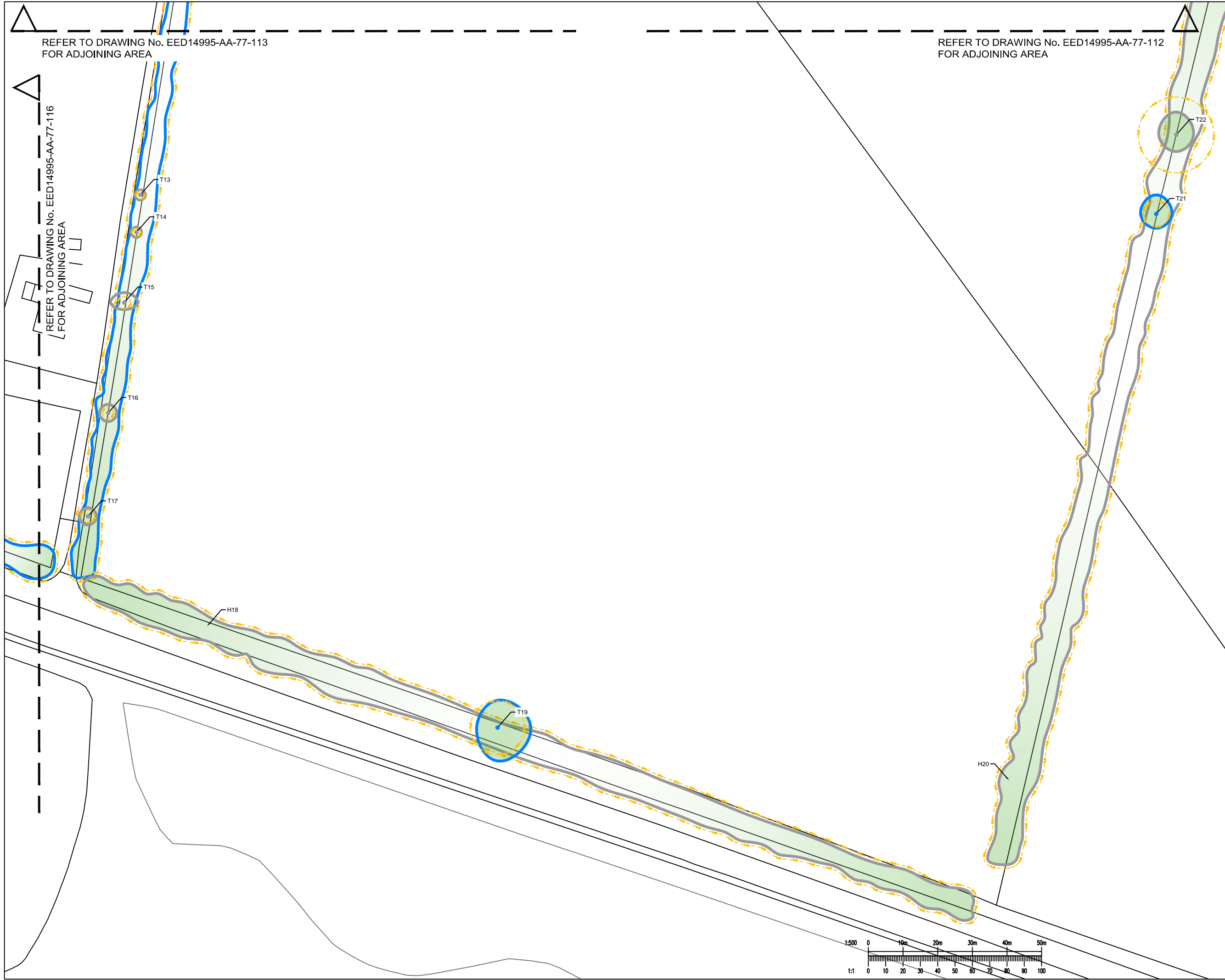
Project		Himley Village, Bicester	
Title		Arboricultural Survey & Root Protection Areas (RPA) Sheet 16 of 17	
Client		P3Eco	



Merchants House Wapping Road Bristol BS1 4RW
1 0117 937 8200
mail@watermangroup.com www.watermangroup.com

Drawing Status				
PRELIMINARY				
Designed by	PCO	Checked by	TA	Project No
Drawn by	PCO	Date	December 2014	EED14995
Scalcs @ A1	work to figured dimensions only 1:500 @ A1			Work Order No
				100
Publisher	Zone	Category	Number	Revision
EED	AA	77	116	-











REFER TO DRAWING No. EED14995-AA-77-113
FOR ADJOINING AREA

REFER TO DRAWING No. EED14995-AA-77-112
FOR ADJOINING AREA

REFER TO DRAWING No. EED14995-AA-77-116
FOR ADJOINING AREA

LEGEND

-  CATEGORY GRADE A
Trees of high quality
-  CATEGORY GRADE B
Trees of moderate quality
-  CATEGORY GRADE C
Trees of low quality
-  CATEGORY GRADE U
Trees unsuitable for retention
-  ROOT PROTECTION AREAS (RPA)
-  INDICATIVE EXTENT OF GROUPED FEATURE

NOTES:

ROOT PROTECTION AREA
Root Protection Areas are calculated in accordance with BS5837: 2012. The precise morphology and disposition of roots may not be fully reflected by these areas, particularly where there are hard standings, however they provide a good indication of potential root constraint.

THIS DRAWING SHOULD BE READ IN CONJUNCTION WITH WATERMAN TREE SURVEY REPORT

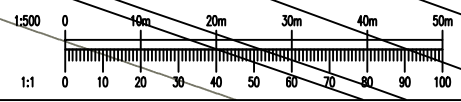
Rev	Date	Description	By
00.00.00		ISSUED	XXX

Project		Himley Village, Bicester	
Title		Arboricultural Survey & Root Protection Areas (RPA) Sheet 17 of 17	
Client		P3Eco	



Merchants House Wapping Road Bristol BS1 4RW
1 0117 937 8200
mail@watermangroup.com www.watermangroup.com

Drawing Status				
PRELIMINARY				
Designed by	PCO	Checked by	TA	Project No
Drawn by	PCO	Date	December 2014	EED14995
Scalcs @ A1	work to figured dimensions only 1:500 @ A1			Work Order No
				100
Publisher	Zone	Category	Number	Revision
EED	AA	77	117	-



File Path: S:\Projects\EED14995\100\Cut\Tree Survey Layout.dwg
File Name: EED14995-AA-77-117_Arboricultural Survey & Root Protection Areas.dwg