

PARCEL KMA & KMB, KINGSMERE, BICESTER



▪The **NOBLE** Consultancy▪

▪ Architectural ▪ Planning ▪ Urban Design ▪ Landscaping ▪
The Stables, Says Court Farm, Badminton Road
Frampton Cotterell, South Gloucestershire, BS36 2NY

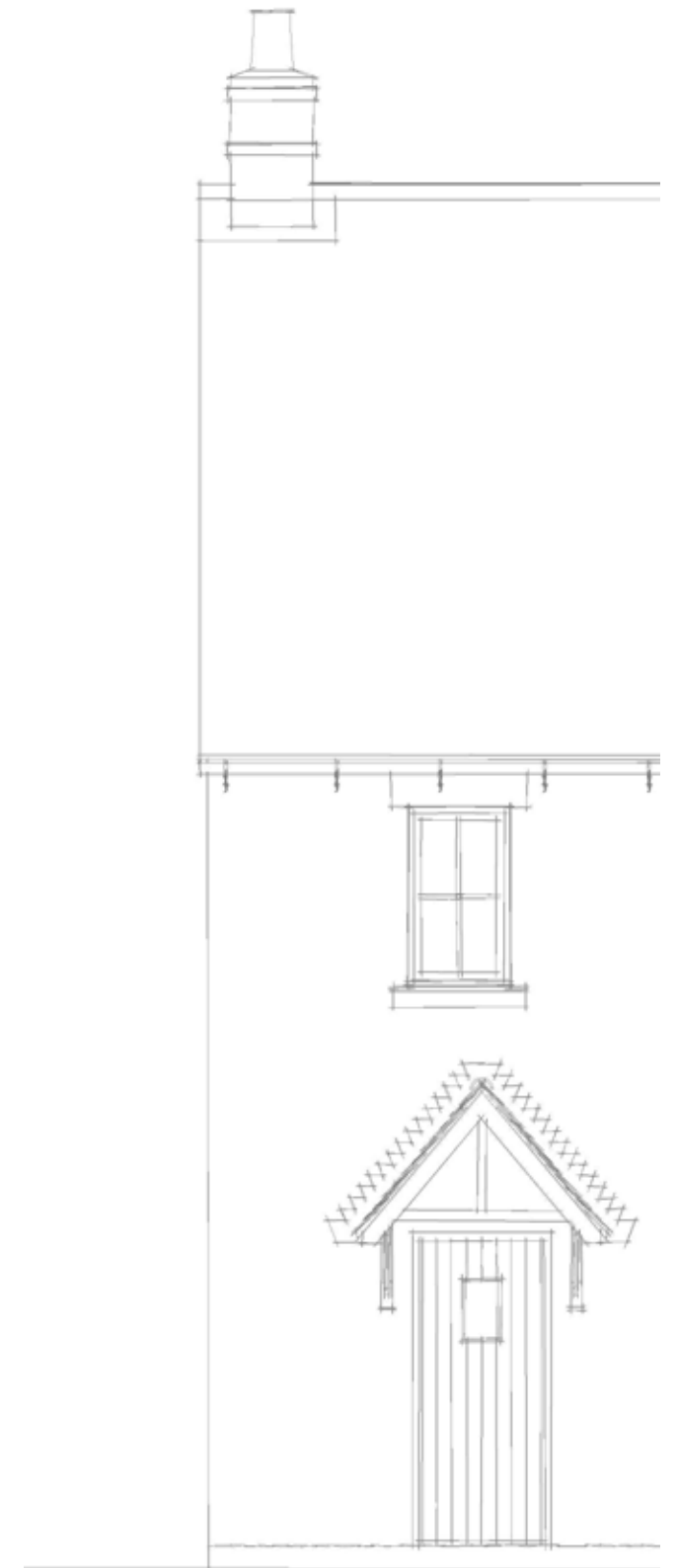
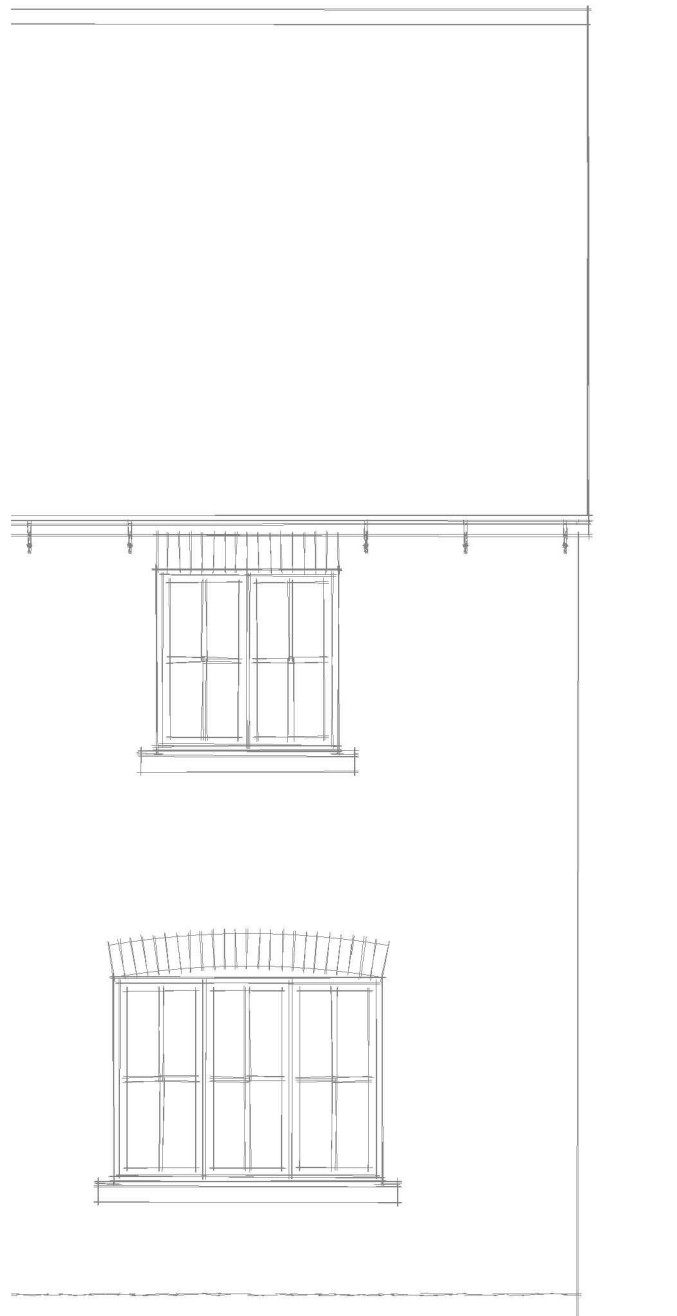
□ T: 0844 7452033 □

E: design@noble-consultancy.co.uk

W: www.noble-consultancy.co.uk

HOUSE TYPE PACK (WHITELANDS)

November 2014



PARCEL KMA & KMB, KINGSMERE, BICESTER

HOUSE TYPE A1 : WHITELANDS

© This drawing and works depicted are copyright of The Noble Consultancy Ltd. and may not be reproduced or amended except by written permission. No liability will be accepted for amendments made by other persons.

0 1m 2m 3m 4m 5m Sheet Size
A3

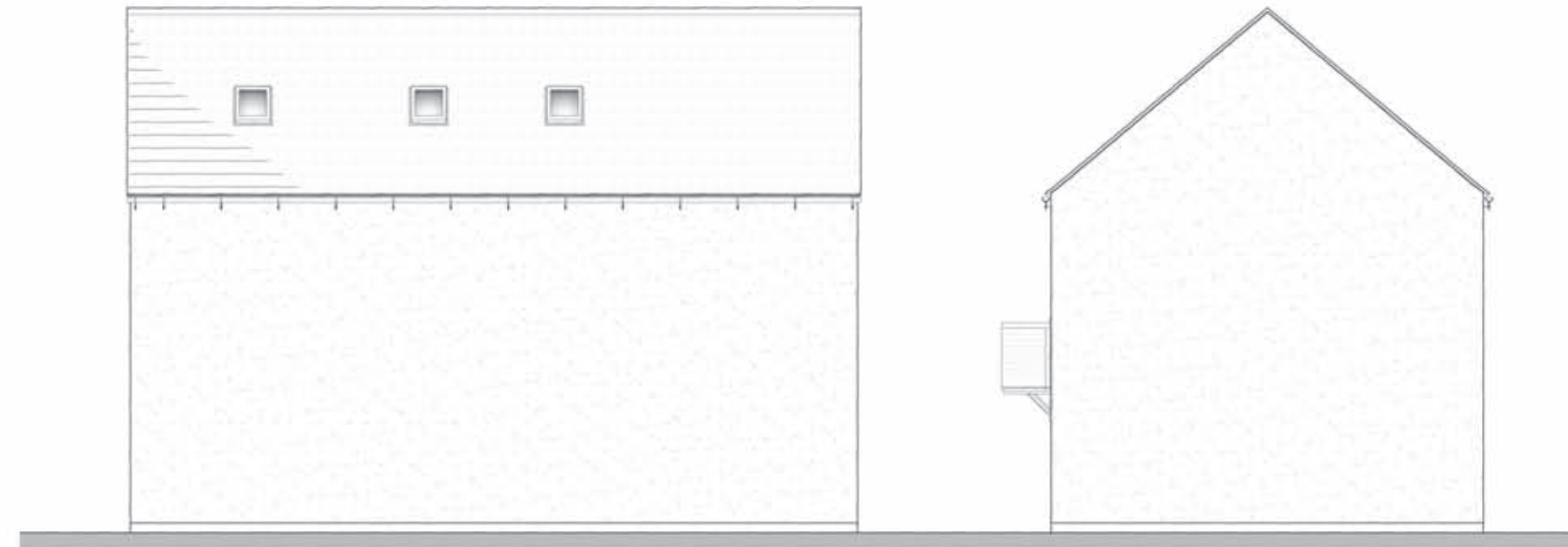
Rev	Date	Int
A	16-11-2014	KR
Porch removed and internal layout amended. Window added to side elevation - as planners comments.		



FRONT ELEVATION

Plots: (as) - G1

Plots: (opp) -



REAR ELEVATION

SIDE ELEVATION



PROJECT:
PARCEL KMA & KMB, KINGSMERE
BICESTER

DRG TITLE:
HOUSE TYPE A1 (2T768)
ELEVATIONS

JOB NO: 1186 DRG NO: HT - W - A1 - 1

SCALE: 1:100 DRN BY: KF REV: A

DATE: 08/14 CKD BY: NN

▪ **The NOBLE Consultancy** ▪

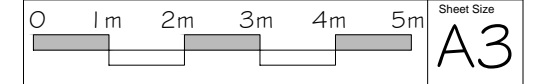
▪ *Architectural* ▪ *Planning* ▪ *Urban Design* ▪ *Landscaping* ▪
The Stables, Says Court Farm, Badminton Road
Frampton Cotterell, South Gloucestershire, BS36 2NY

T: 0844 7452033
E: design@noble-consultancy.co.uk
W: www.noble-consultancy.co.uk

PARCEL KMA & KMB, KINGSMERE, BICESTER

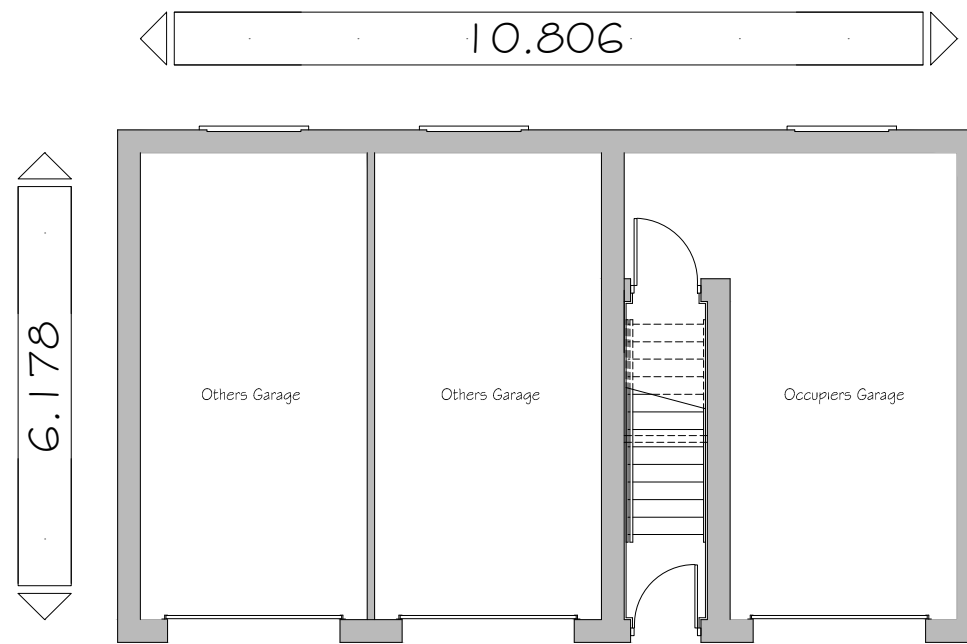
HOUSE TYPE A1 : WHITELANDS

© This drawing and works depicted are copyright of The Noble Consultancy Ltd. and may not be reproduced or amended except by written permission. No liability will be accepted for amendments made by other persons.

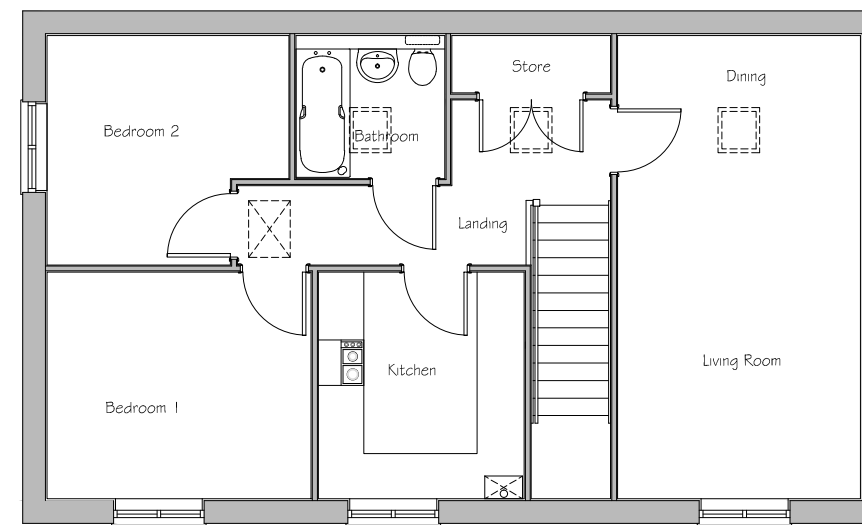


Rev	Date	Init
A	16-11-2014	KR

Porch removed and Internal layout amended
Window added to side elevation
- as planners comments.



GROUND FLOOR PLAN



FIRST FLOOR PLAN

Plots: (as) - 61

Plots: (opp) -



PROJECT:
PARCEL KMA & KMB, KINGSMERE
BICESTER

DRG TITLE:
HOUSE TYPE A1 (2T768)
FLOOR PLANS

JOB NO: 1186 DRG NO: HT - W - A1 - 2

SCALE: 1:100 DRN BY: KF REV: A

DATE: 08/14 CKD BY: NN

▪ The **NOBLE** Consultancy ▪

▪ Architectural ▪ Planning ▪ Urban Design ▪ Landscaping ▪
The Stables, Says Court Farm, Badminton Road
Frampton Cotterell, South Gloucestershire, BS36 2NY
□ T: 0844 7452033 □
E: design@noble-consultancy.co.uk
W: www.noble-consultancy.co.uk

PARCEL KMA & KMB, KINGSMERE, BICESTER

HOUSE TYPE A2 : WHITELANDS

© The drawing and works depicted are copyright of The Noble Consultancy Ltd. and may not be reproduced or amended except by written permission. No liability will be accepted for amendments made by other persons.

0 1m 2m 3m 4m 5m Sheet Size
A3

Rev	Date	Int
A	16-11-2014	KR
Porch removed and internal layout amended - as planners comments.		



FRONT ELEVATION

SIDE ELEVATION

Plots: (as) 107

Plots: (opp)



REAR ELEVATION

SIDE ELEVATION



PROJECT:
PARCEL KMA & KMB, KINGSMERE
BICESTER

DRG TITLE:
HOUSE TYPE A2 (2T768)
ELEVATIONS

JOB NO: 1186 DRG NO: HT - W - A2-1

SCALE: 1:100 DRN BY: KF REV: A

DATE: 08/14 CKD BY: NN

▪ **The NOBLE Consultancy** ▪

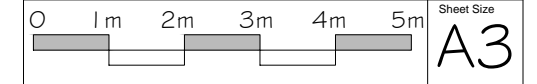
▪ *Architectural* ▪ *Planning* ▪ *Urban Design* ▪ *Landscaping* ▪
The Stables, Says Court Farm, Badminton Road
Frampton Cotterell, South Gloucestershire, BS36 2NY

T: 0844 7452033
E: design@noble-consultancy.co.uk
W: www.noble-consultancy.co.uk

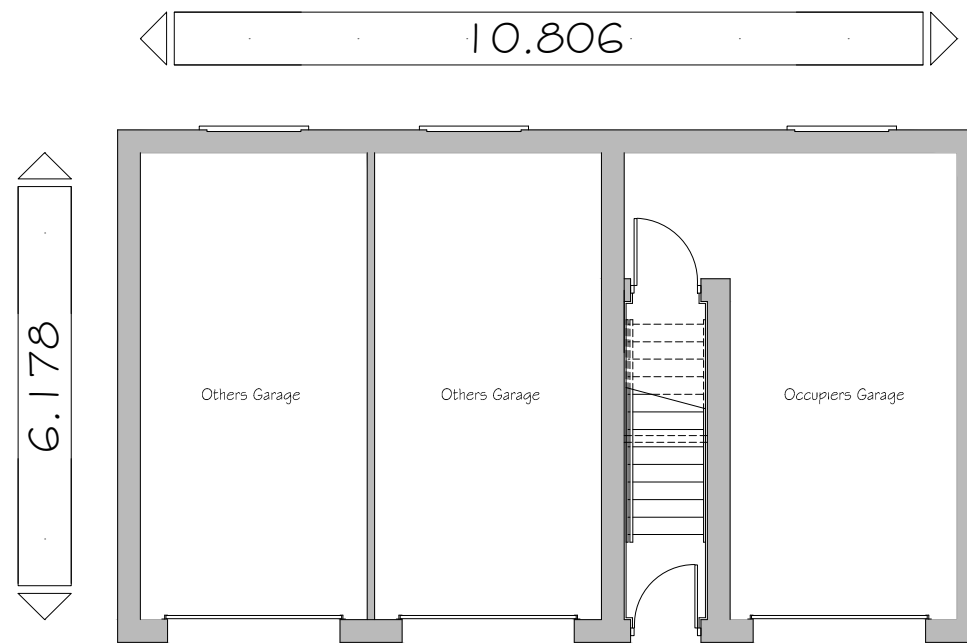
PARCEL KMA & KMB, KINGSMERE, BICESTER

HOUSE TYPE A2 : WHITELANDS

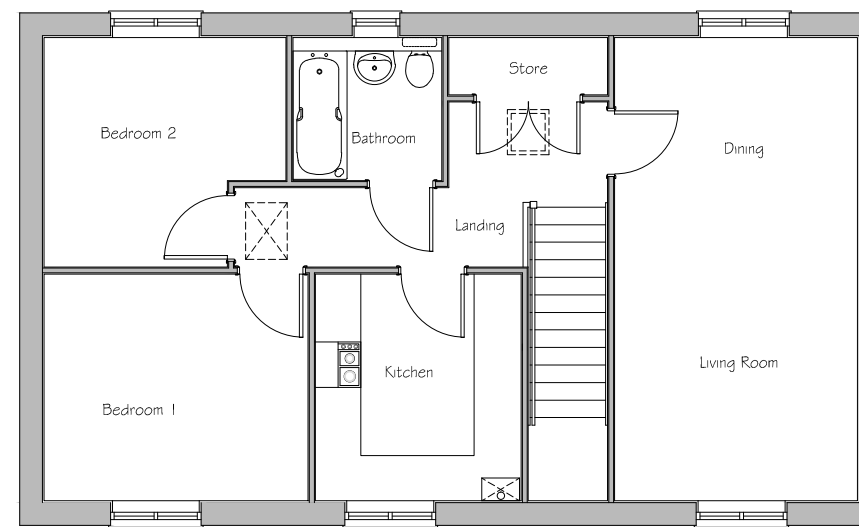
© This drawing and works depicted are copyright of The Noble Consultancy Ltd. and may not be reproduced or amended except by written permission. No liability will be accepted for amendments made by other persons.



Rev	Date	Init
A	16-11-2014	KR
Porch removed and Internal layout amended - as planners comments.		



GROUND FLOOR PLAN



FIRST FLOOR PLAN

Plots: (as) 107

Plots: (opp)



PROJECT:
PARCEL KMA & KMB, KINGSMERE
BICESTER

DRG TITLE:
HOUSE TYPE A2 (2T768)
FLOOR PLANS

JOB NO: 1186 DRG NO: HT - W - A2 - 2

SCALE: 1:100 DRN BY: KF REV: A

DATE: 08/14 CKD BY: NN

▪ **The NOBLE Consultancy** ▪
 ▪ *Architectural* ▪ *Planning* ▪ *Urban Design* ▪ *Landscaping* ▪
 The Stables, Says Court Farm, Badminton Road
 Frampton Cotterell, South Gloucestershire, BS36 2NY
 □ T: 0844 7452033 □
 E: design@noble-consultancy.co.uk
 W: www.noble-consultancy.co.uk

PARCEL KMA & KMB, KINGSMERE, BICESTER

HOUSE TYPE A3 : WHITELANDS

© The drawing and works depicted are copyright of The Noble Consultancy Ltd. and may not be reproduced or amended except by written permission. No liability will be accepted for amendments made by other persons.



Rev: A Date: 16-11-2014 Int: KR
 Porch & brick headers removed. Stone headers, stone plynth & window to end gable added. Internal layout & plot handings amended - all as planners comments.



SIDE ELEVATION
Plot 151

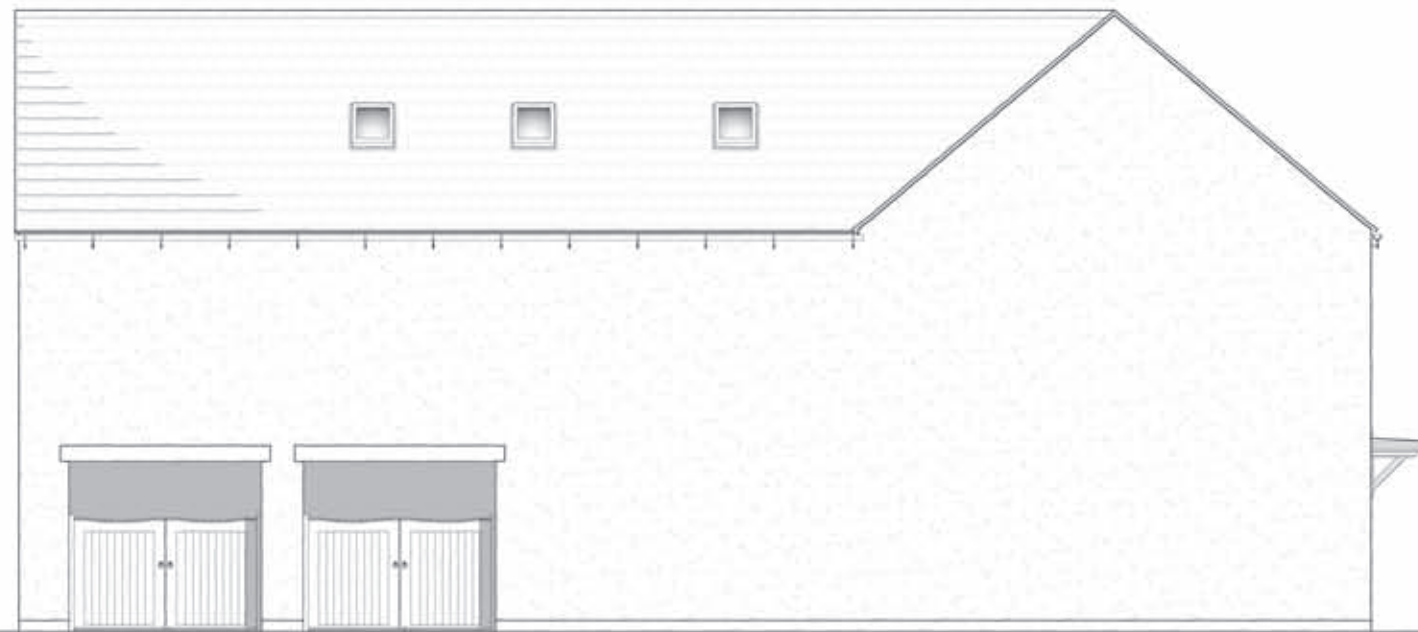
FRONT ELEVATION
Plot 150



FRONT ELEVATION
Plot 151

Plots: (as) 150 & 151

Plots: (opp) -



REAR ELEVATION
Plot 150

SIDE ELEVATION
Plot 151



REAR ELEVATION
Plot 151

SIDE ELEVATION
Plot 150

PROJECT:
PARCEL KMA & KMB, KINGSMERE
BICESTER

DRG TITLE:
HOUSE TYPE A3 (2T768)
ELEVATIONS

JOB NO: 1186 DRG NO: HT - W - A3-1

SCALE: 1:100 DRN BY: KF REV: A

DATE: 09/14 CKD BY: NN

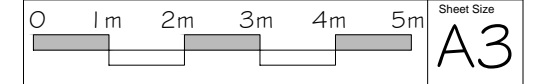
■ The **NOBLE** Consultancy ■

■ Architectural ■ Planning ■ Urban Design ■ Landscaping ■
 The Stables, Says Court Farm, Badminton Road
 Frampton Cotterell, South Gloucestershire, BS36 2NY
 T: 0844 7452033
 E: design@noble-consultancy.co.uk
 W: www.noble-consultancy.co.uk

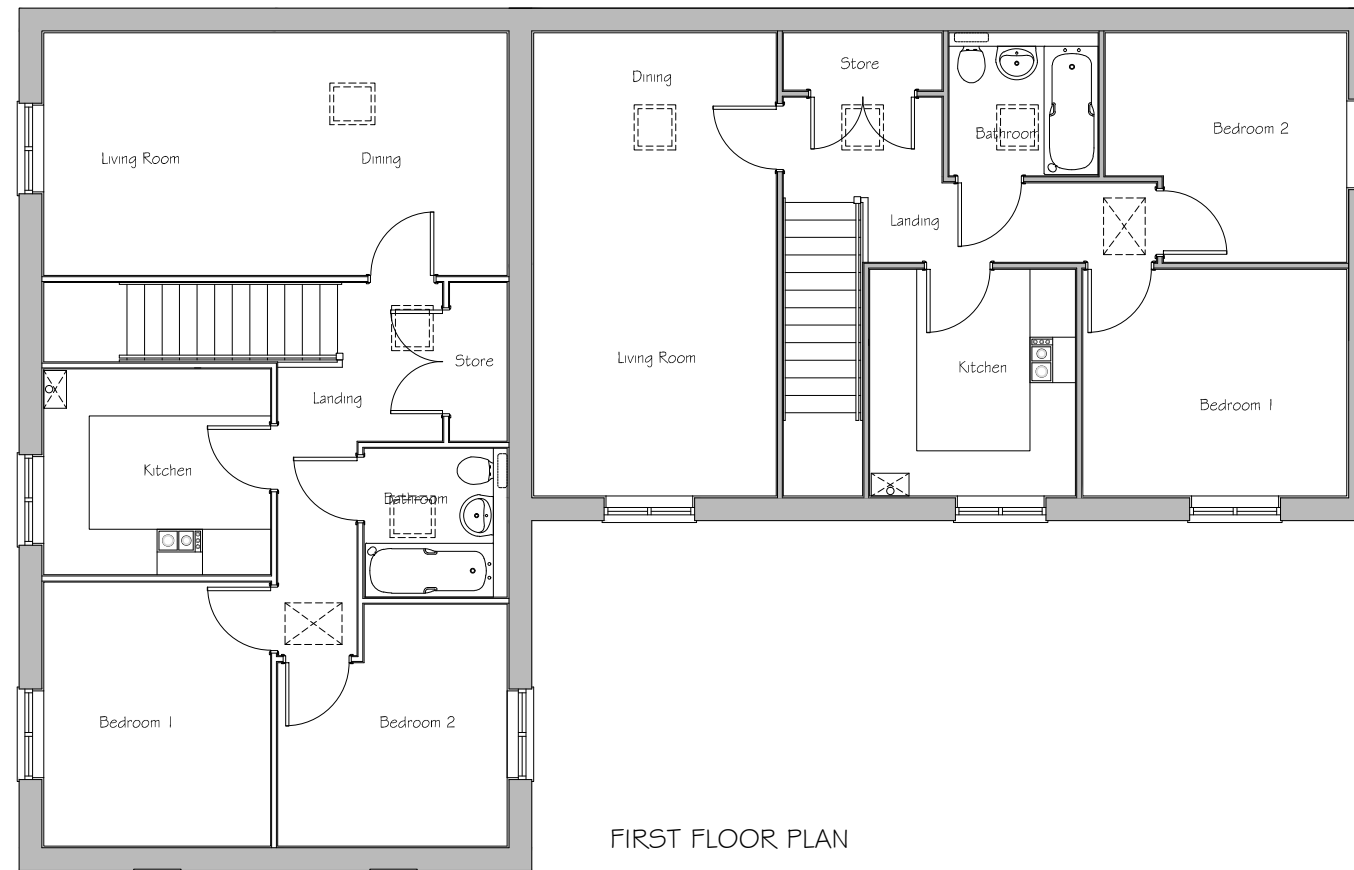
PARCEL KMA & KMB, KINGSMERE, BICESTER

HOUSE TYPE A3 : WHITELANDS

© This drawing and works depicted are copyright of The Noble Consultancy Ltd. and may not be reproduced or amended except by written permission. No liability will be accepted for amendments made by other persons.

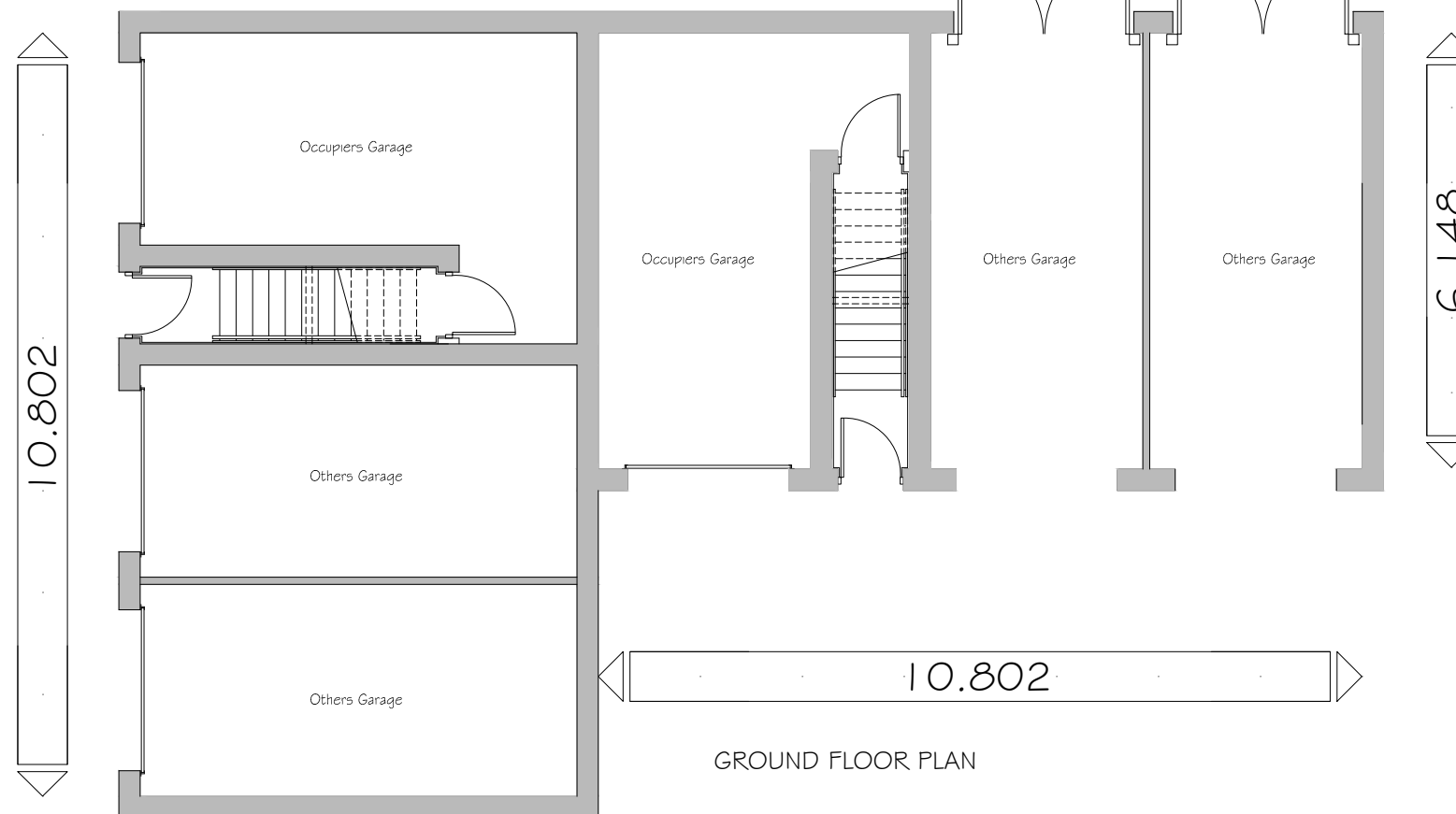


Rev Date Init
 A 16-11-2014 KR
 Porch & brick headers removed. Stone headers, stone plynth & window to end gable added. Internal layout & plot handings amended - all as planners comments.



FIRST FLOOR PLAN

6.148



GROUND FLOOR PLAN

10.802

6.148

10.802

Plots: (as) 150 & 151

Plots: (opp) -



PROJECT:
 PARCEL KMA & KMB, KINGSMERE
 BICESTER

DRG TITLE:
 HOUSE TYPE A3 (2T768)
 FLOOR PLANS

JOB NO: 1186 DRG NO: HT - W - A3 - 2

SCALE: 1:100 DRN BY: KF REV: A

DATE: 09/14 CKD BY: NN

▪ The **NOBLE** Consultancy ▪

▪ Architectural ▪ Planning ▪ Urban Design ▪ Landscaping ▪
 The Stables, Says Court Farm, Badminton Road
 Frampton Cotterell, South Gloucestershire, BS36 2NY

T: 0844 7452033
 E: design@noble-consultancy.co.uk
 W: www.noble-consultancy.co.uk

PARCEL KMA & KMB, KINGSMERE, BICESTER

HOUSE TYPE B1 & B2 : WHITELANDS

© The drawing and works depicted are copyright of The Noble Consultancy Ltd. and may not be reproduced or amended except by written permission. No liability will be accepted for amendments made by other persons.



Rev: A Date: 12/11/14 Int: PK
 Brck verge and detail removed, Render heads added to windows.
 - as planners comments



FRONT ELEVATION

Type B1 (as)
 Plot 105

Type B2 (opp)
 Plot 106

Note: All windows to front elevation to be clear glazed

SIDE ELEVATION

Type B1 (as)
 Plot 105

Notes:-
 - Roof material varies, refer to material schedule for details.
 - For render colour refer to material schedule for details.

Plots: (as) 105

Plots: (opp) 106



REAR ELEVATION

Type B2 (opp)
 Plot 106

Type B1 (as)
 Plot 105

SIDE ELEVATION

Type B1 (opp)
 Plot 106

PROJECT:
 PARCEL KMA & KMB, KINGSMERE
 BICESTER

DRG TITLE:
 HOUSE TYPE B1 & B2 (2T734)
 ELEVATIONS

JOB NO: 1186 DRG NO: HT - W - B1 - B2 - 1

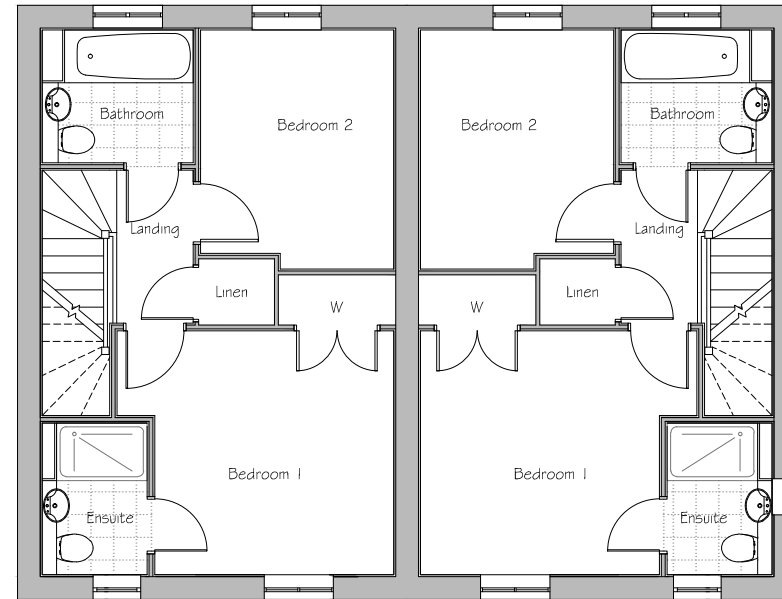
SCALE: 1:100 DRN BY: TE REV: A

DATE: 08/14 CKD BY: NN

•The **NOBLE** Consultancy•
 ■ Architectural ■ Planning ■ Urban Design ■ Landscaping ■
 The Stables, Says Court Farm, Badminton Road
 Frampton Cotterell, South Gloucestershire, BS36 2NY
 ☐ T: 0844 7452033 ☐
 E: design@noble-consultancy.co.uk
 W: www.noble-consultancy.co.uk

PARCEL KMA & KMB, KINGSMERE, BICESTER

HOUSE TYPE B1 & B2 : WHITELANDS



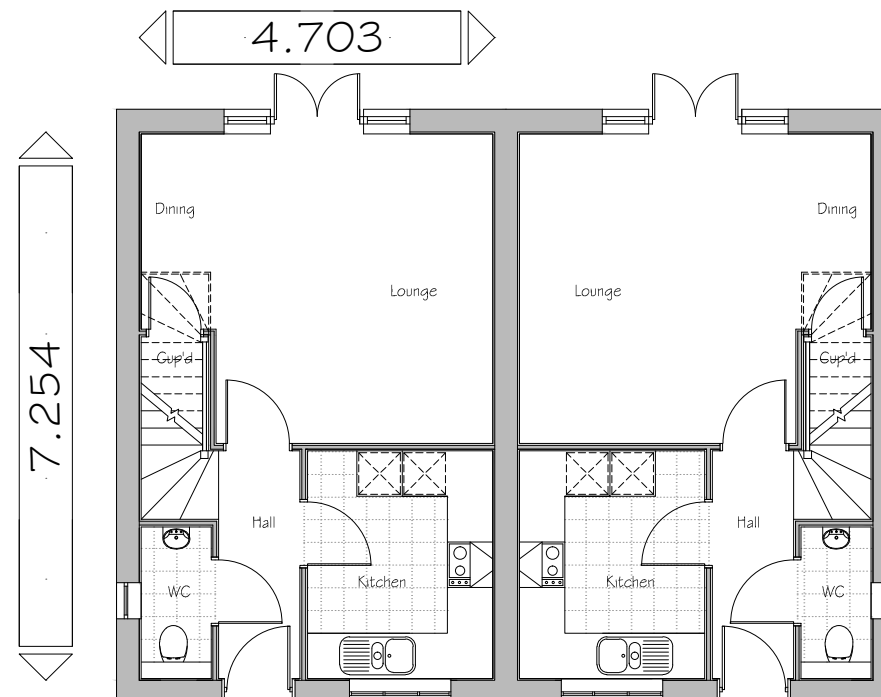
FIRST FLOOR PLAN

Type B1 (as)
Plot 105

Type B2 (opp)
Plot 106

Plots: (as) 105

Plots: (opp) 106



GROUND FLOOR PLAN

Type B1 (as)
Plot 105

Type B2 (opp)
Plot 106



PROJECT:
PARCEL KMA & KMB, KINGSMERE
BICESTER

DRG TITLE:
HOUSE TYPE B1 & B2 (2T734)
FLOOR PLANS

JOB NO: 1186 DRG NO: HT - W - B1 - B2 - 2

SCALE: 1:100 DRN BY: TE REV: -

DATE: 08/14 CKD BY: NN


▪The **NOBLE** Consultancy▪

▪ Architectural ▪ Planning ▪ Urban Design ▪ Landscaping ▪
The Stables, Says Court Farm, Badminton Road
Frampton Cotterell, South Gloucestershire, BS36 2NY
□ T: 0844 7452033 □
E: design@noble-consultancy.co.uk
W: www.noble-consultancy.co.uk

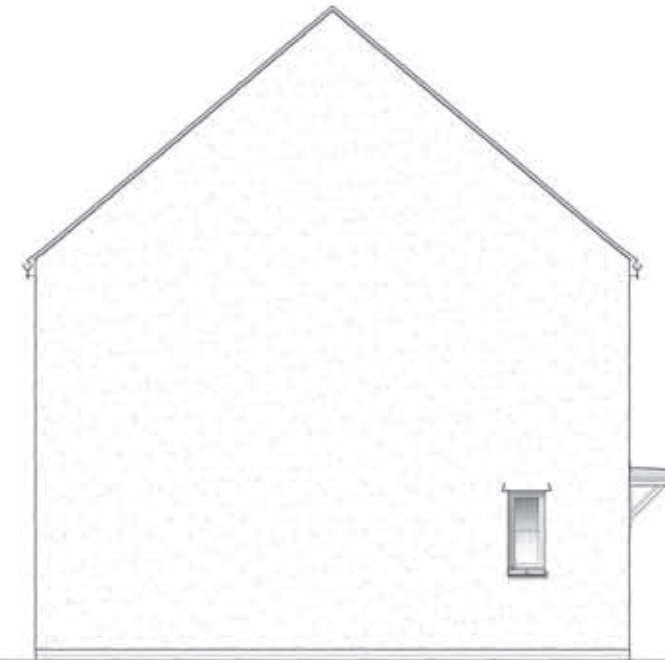
PARCEL KMA & KMB, KINGSMERE, BICESTER

HOUSE TYPE B1, B3 & B1 : WHITELANDS

© This drawing and works depicted are copyright of The Noble Consultancy Ltd. and may not be reproduced or amended except by written permission. No liability will be accepted for amendments made by other persons.



Rev: A Date: 12/11/14 Int: PK
 Brick verge and detail removed, Render heads added to windows.
 Plot numbers updated.
 - as planners comments



FRONT ELEVATION

Type B1 (as) Type B3 (as) Type B1 (opp)

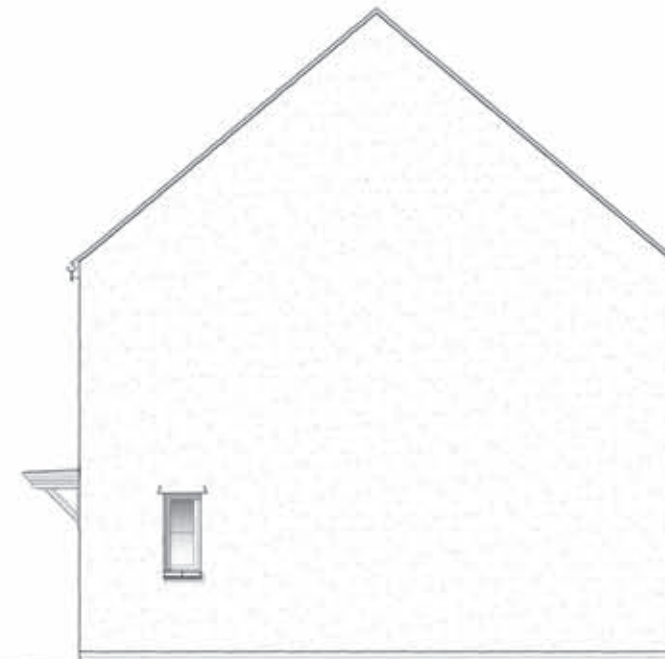
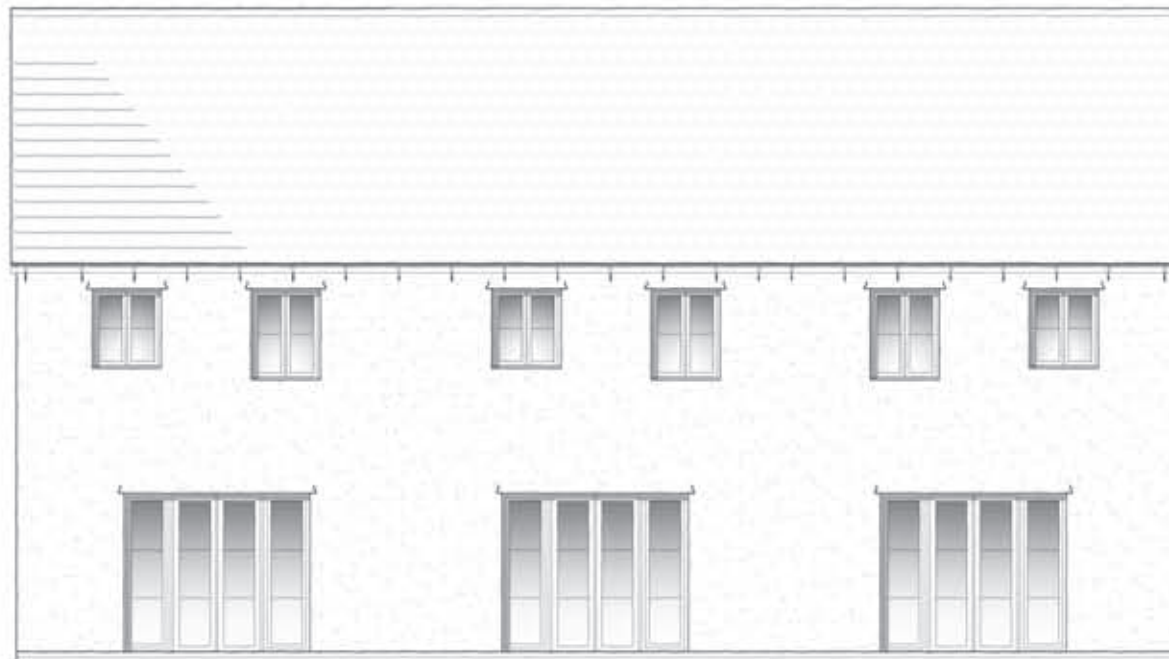
Note: All windows to front elevation to be clear glazed

SIDE ELEVATION

Type B1 (as)

Plots: (as) 144 & 145

Plots: (opp) 146



REAR ELEVATION

Type B1 (opp) Type B3 (as) Type B1 (as)

SIDE ELEVATION

Type B1 (opp)

PROJECT:
 PARCEL KMA & KMB, KINGSMERE
 BICESTER

DRG TITLE:
 HOUSE TYPE B1, B3 & B1
 (2T734) - ELEVATIONS

JOB NO: 1186 DRG NO: HT - W - B1-B3-B1-1

SCALE: 1:100 DRN BY: PK REV: A

DATE: 09/14 CKD BY: NN

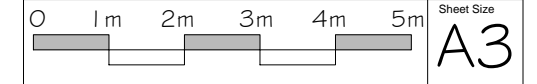
▪ The **NOBLE** Consultancy ▪

▪ Architectural ▪ Planning ▪ Urban Design ▪ Landscaping ▪
 The Stables, Says Court Farm, Badminton Road
 Frampton Cotterell, South Gloucestershire, BS36 2NY
 T: 0844 7452033
 E: design@noble-consultancy.co.uk
 W: www.noble-consultancy.co.uk

PARCEL KMA & KMB, KINGSMERE, BICESTER

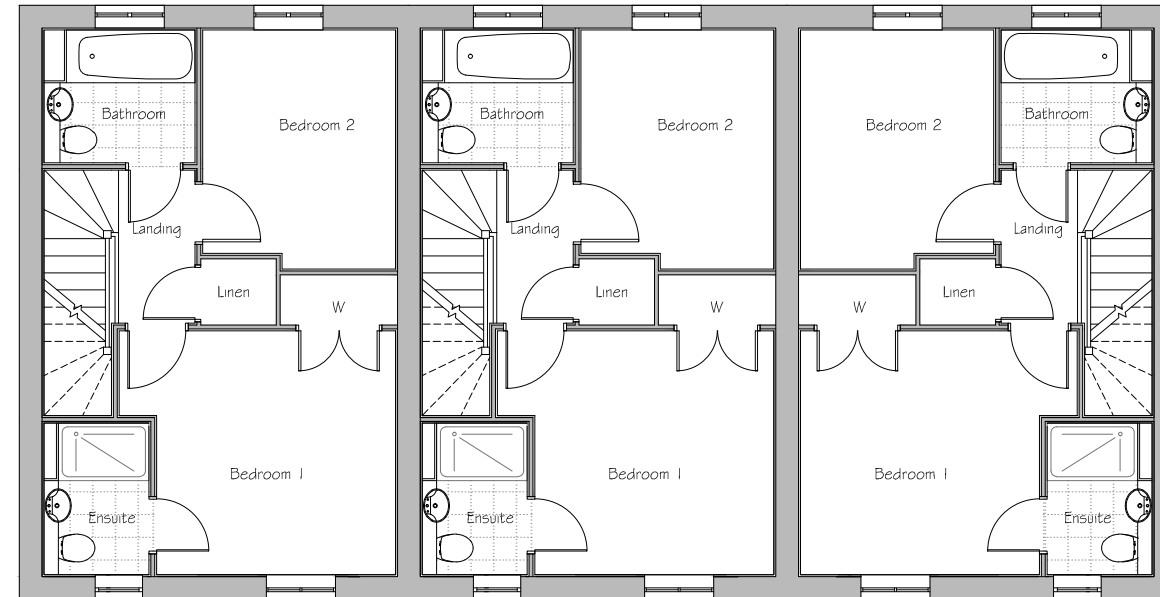
HOUSE TYPE B1, B3 & B1 : WHITELANDS

© This drawing and works depicted are copyright of The Noble Consultancy Ltd. and may not be reproduced or amended except by written permission. No liability will be accepted for amendments made by other persons.



Rev	Date	Init
A	19-11-14	TE

Plot numbers and updated



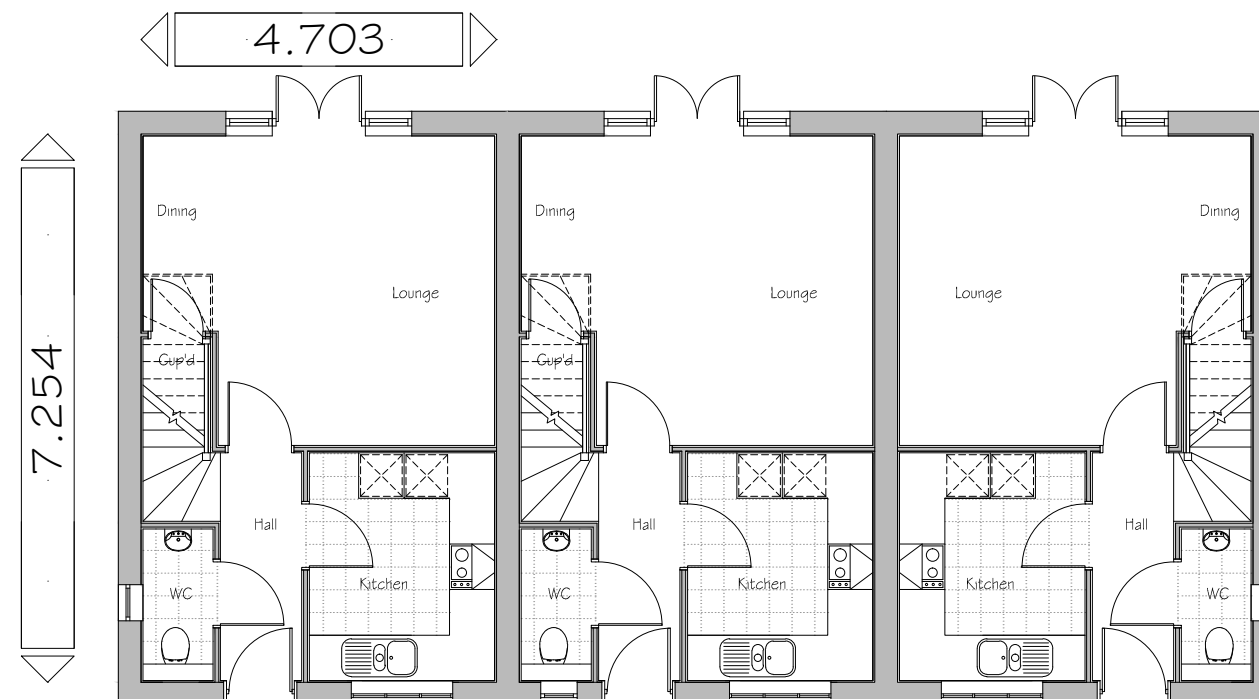
FIRST FLOOR PLAN
Type B1 (as)

Type B3 (as)

Type B1 (opp)

Plots: (as) 144 & 145

Plots: (opp) 146



GROUND FLOOR PLAN
Type B1 (as)

Type B3 (as)

Type B1 (opp)



PROJECT:
PARCEL KMA & KMB, KINGSMERE
BICESTER

DRG TITLE:
HOUSE TYPE B1, B3 & B1
(2T734) - FLOOR PLANS

JOB NO: 1186 DRG NO: HT - W - B1-B3-B1-2

SCALE: 1:100 DRN BY: PK REV: A

DATE: 09/14 CKD BY: NN

▪ **The NOBLE Consultancy** ▪
 ▪ Architectural ▪ Planning ▪ Urban Design ▪ Landscaping ▪
 The Stables, Says Court Farm, Badminton Road
 Frampton Cotterell, South Gloucestershire, BS36 2NY
 □ T: 0844 7452033 □
 E: design@noble-consultancy.co.uk
 W: www.noble-consultancy.co.uk

PARCEL KMA & KMB, KINGSMERE, BICESTER

HOUSE TYPE B1, B3 & B4 : WHITELANDS

© This drawing and works depicted are copyright of The Noble Consultancy Ltd. and may not be reproduced or amended except by written permission. No liability will be accepted for amendments made by other persons.

0 1m 2m 3m 4m 5m Sheet Size
A3
Rev Date Int



FRONT ELEVATION

Type B1 (as)

Type B3 (as)

Type B4 (opp)

Note: All windows to front elevation to be clear glazed

SIDE ELEVATION

Type B4 (opp)

Notes:-

- For render colour refer to material schedule for details.

Plots: (as) 101 & 102

Plots: (opp) 103




REAR ELEVATION

Type B4 (opp)

Type B3 (as)

Type B1 (as)



SIDE ELEVATION

Type B1 (as)



PROJECT:
PARCEL KMA & KMB, KINGSMERE
BICESTER

DRG TITLE:
HOUSE TYPE B1, B3 & B4
(2T734) - ELEVATIONS

JOB NO: 1186 DRG NO: HT - W - B1-B3-B4-1

SCALE: 1:100 DRN BY: PK REV: -

DATE: 09/14 CKD BY: NN

▪The **NOBLE** Consultancy▪

▪ Architectural ▪ Planning ▪ Urban Design ▪ Landscaping ▪
The Stables, Says Court Farm, Badminton Road
Frampton Cotterell, South Gloucestershire, BS36 2NY

T: 0844 7452033
E: design@noble-consultancy.co.uk
W: www.noble-consultancy.co.uk

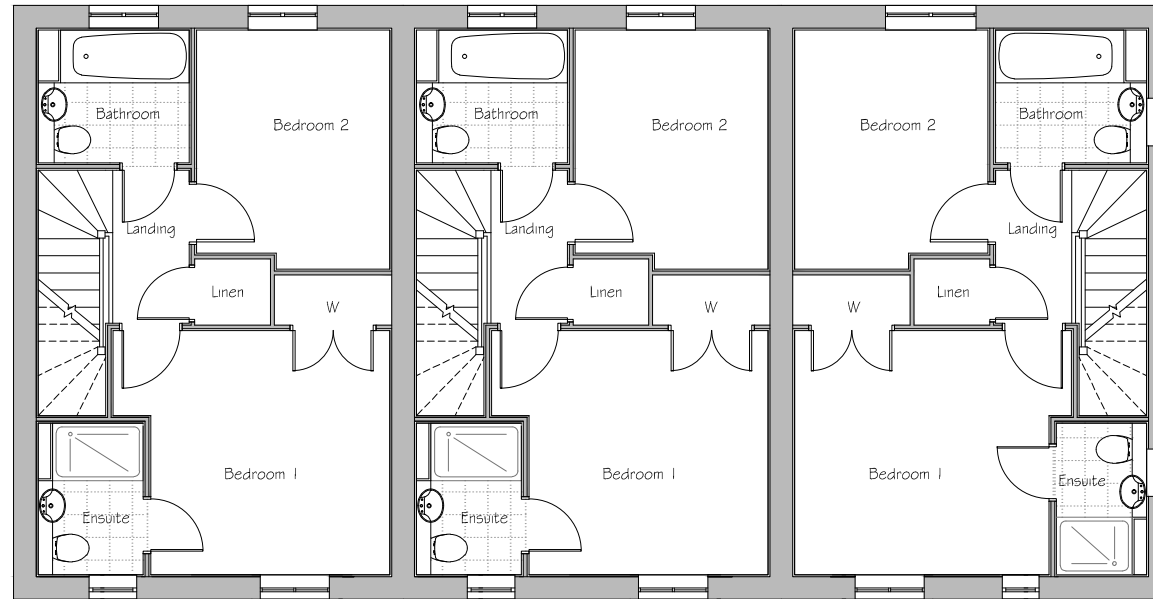
PARCEL KMA & KMB, KINGSMERE, BICESTER

HOUSE TYPE B1, B3 & B4 : WHITELANDS

© This drawing and works depicted are copyright of The Noble Consultancy Ltd. and may not be reproduced or amended except by written permission. No liability will be accepted for amendments made by other persons.

0 1m 2m 3m 4m 5m Sheet Size A3

Rev Date Int



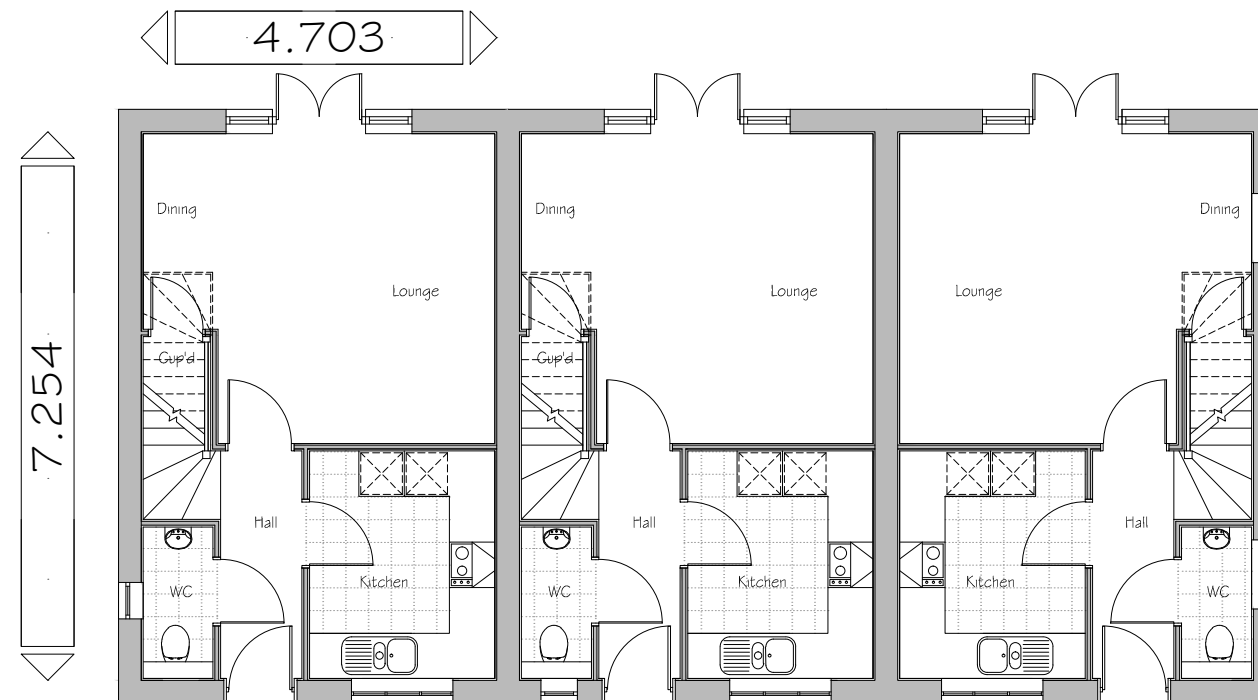
FIRST FLOOR PLAN
Type B1 (as)

Type B3 (as)

Type B4 (opp)

Plots: (as) 101 & 102

Plots: (opp) 103



GROUND FLOOR PLAN
Type B1 (as)

Type B3 (as)

Type B4 (opp)



PROJECT:
PARCEL KMA & KMB, KINGSMERE
BICESTER

DRG TITLE:
HOUSE TYPE B1, B3 & B4
(2T734) - FLOOR PLANS

JOB NO: 1186 DRG NO: HT - W - B1-B3-B4-2

SCALE: 1:100 DRN BY: PK REV: -

DATE: 09/14 CKD BY: NN

▪The **NOBLE** Consultancy▪
 ▪ Architectural ▪ Planning ▪ Urban Design ▪ Landscaping ▪
 The Stables, Says Court Farm, Badminton Road
 Frampton Cotterell, South Gloucestershire, BS36 2NY
 □ T: 0844 7452033 □
 E: design@noble-consultancy.co.uk
 W: www.noble-consultancy.co.uk

PARCEL KMA & KMB, KINGSMERE, BICESTER

HOUSE TYPE B3 : WHITELANDS

© The drawing and works depicted are copyright of The Noble Consultancy Ltd. and may not be reproduced or amended except by written permission. No liability will be accepted for amendments made by other persons.



Rev	Date	Init
A	12/11/14	PK

Brick verge and detail removed, Brick soldier heads added to windows.
- as planners comments



FRONT ELEVATION

Type B3 (as)

Type B3 (opp)

Note: All windows to front elevation to be clear glazed

SIDE ELEVATION

Type B3 (as)

Notes:-

- Roof material varies, refer to material schedule for details.

Plots: (as) 39

Plots: (opp) 40



REAR ELEVATION

Type B3 (opp)

Type B3 (as)

SIDE ELEVATION

Type B3 (opp)

PROJECT:
PARCEL KMA & KMB, KINGSMERE
BICESTER

DRG TITLE:
HOUSE TYPE B3 (2T734)
ELEVATIONS

JOB NO: 1186 DRG NO: HT - W - B3 - 1

SCALE: 1:100 DRN BY: PK REV: A

DATE: 09/14 CKD BY: NN

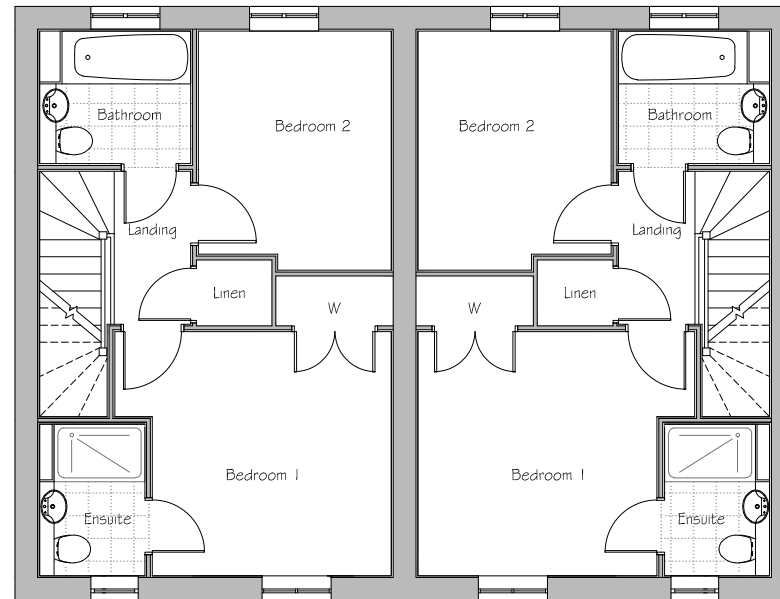
•The **NOBLE** Consultancy•

• Architectural • Planning • Urban Design • Landscaping •
The Stables, Says Court Farm, Badminton Road
Frampton Cotterell, South Gloucestershire, BS36 2NY

T: 0844 7452033
E: design@noble-consultancy.co.uk
W: www.noble-consultancy.co.uk

PARCEL KMA & KMB, KINGSMERE, BICESTER

HOUSE TYPE B3 : WHITELANDS

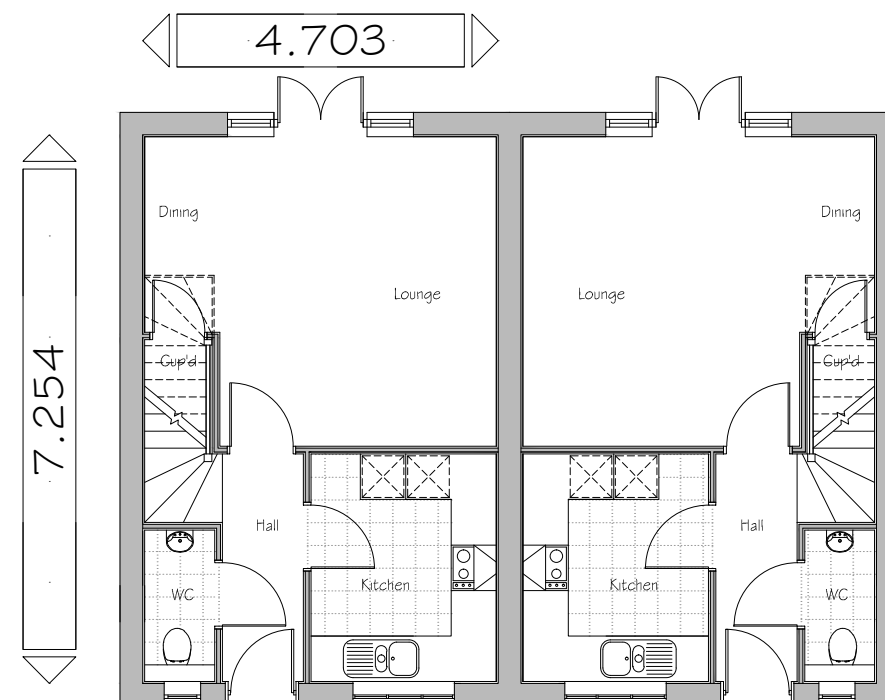


FIRST FLOOR PLAN
Type B3 (as)

Type B3 (opp)

Plots: (as) 39

Plots: (opp) 40



GROUND FLOOR PLAN
Type B3 (as)

Type B3 (opp)



PROJECT:
PARCEL KMA & KMB, KINGSMERE
BICESTER

DRG TITLE:
HOUSE TYPE B3 (2T734)
FLOOR PLANS

JOB NO: 1186 DRG NO: HT - W - B3 - 2

SCALE: 1:100 DRN BY: PK REV: -

DATE: 09/14 CKD BY: NN

▪ **The NOBLE Consultancy** ▪
 ▪ Architectural ▪ Planning ▪ Urban Design ▪ Landscaping ▪
 The Stables, Says Court Farm, Badminton Road
 Frampton Cotterell, South Gloucestershire, BS36 2NY
 □ T: 0844 7452033 □
 E: design@noble-consultancy.co.uk
 W: www.noble-consultancy.co.uk

PARCEL KMA & KMB, KINGSMERE, BICESTER

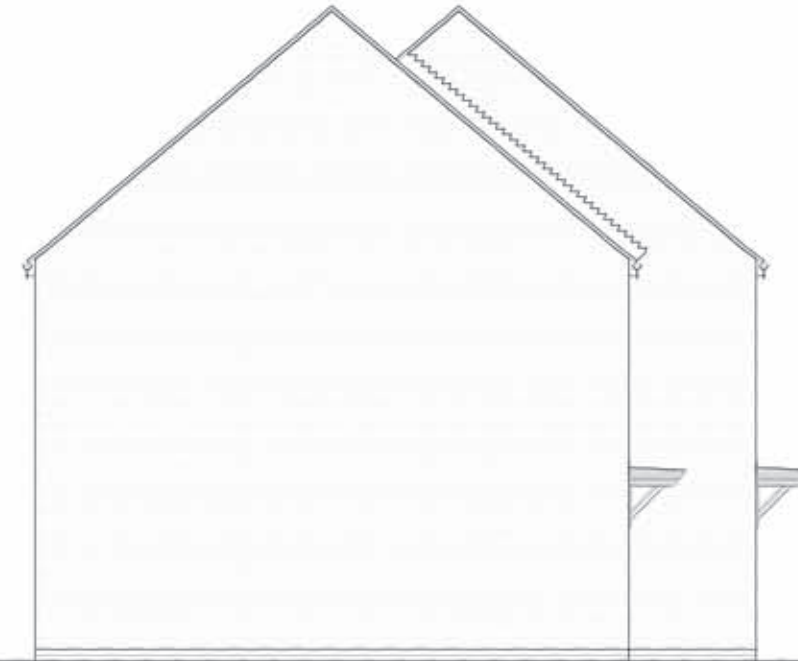
HOUSE TYPE B3 : WHITELANDS

© This drawing and works depicted are copyright of The Noble Consultancy Ltd. and may not be reproduced or amended except by written permission. No liability will be accepted for amendments made by other persons.



Rev	Date	Inst
A	12/11/14	PK

Brick verge and detail removed, Brick soldier heads added to windows.
- as planners comments



Notes:-
- Roof material varies, refer to material schedule for details.

Plots: (as) 153, 154, 155 & 156

Plots: (opp)

FRONT ELEVATION

Type B3 (as)

Type B3 (opp)

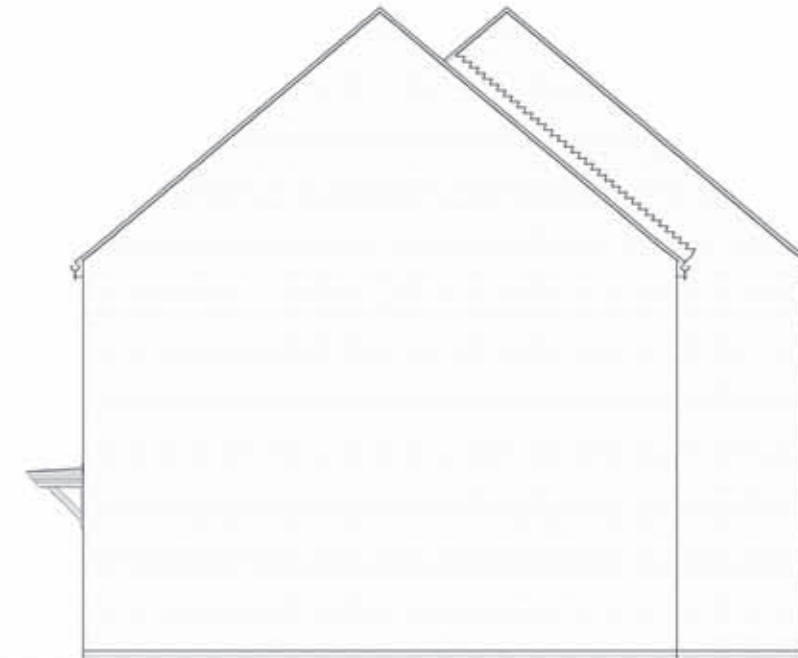
Type B3 (as)

Type B3 (opp)

Note: All windows to front elevation to be clear glazed

SIDE ELEVATION

Type B3 (as)



PROJECT:
PARCEL KMA & KMB, KINGSMERE
BICESTER

DRG TITLE:
HOUSE TYPE B3 (2T734)
ELEVATIONS

JOB NO: 1186 DRG NO: HT - W - B3 - 3

SCALE: 1:100 DRN BY: PK REV: A

DATE: 09/14 CKD BY: NN

REAR ELEVATION

Type B3 (opp)

Type B3 (as)

REAR ELEVATION

Type B3 (opp)

Type B3 (as)

SIDE ELEVATION

Type B3 (opp)

■ The **NOBLE** Consultancy ■

■ Architectural ■ Planning ■ Urban Design ■ Landscaping ■
The Stables, Says Court Farm, Badminton Road
Frampton Cotterell, South Gloucestershire, BS36 2NY
T: 0844 7452033
E: design@noble-consultancy.co.uk
W: www.noble-consultancy.co.uk

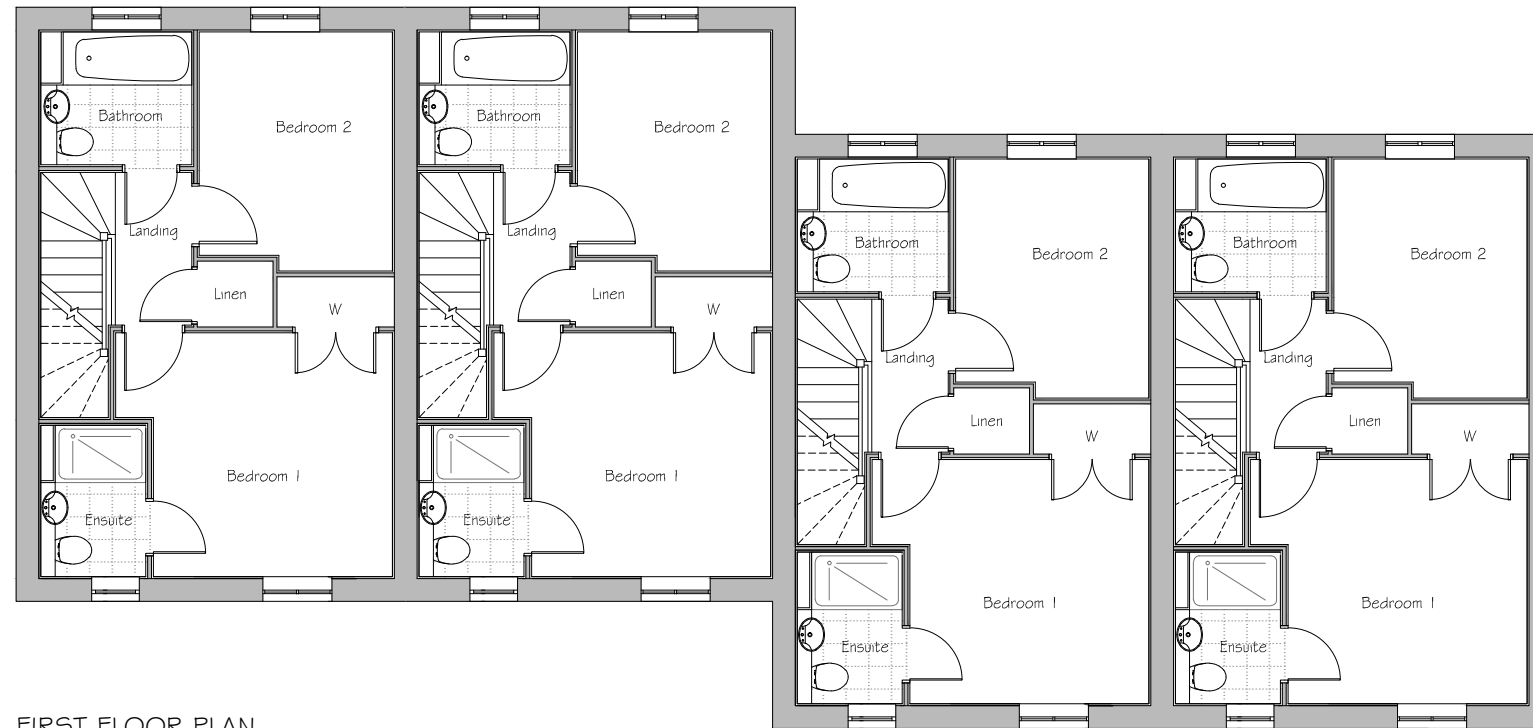
PARCEL KMA & KMB, KINGSMERE, BICESTER

HOUSE TYPE B3 : WHITELANDS

© This drawing and works depicted are copyright of The Noble Consultancy Ltd. and may not be reproduced or amended except by written permission. No liability will be accepted for amendments made by other persons.

0 1m 2m 3m 4m 5m Sheet Size A3

Rev Date Int



FIRST FLOOR PLAN
Type B3 (as)

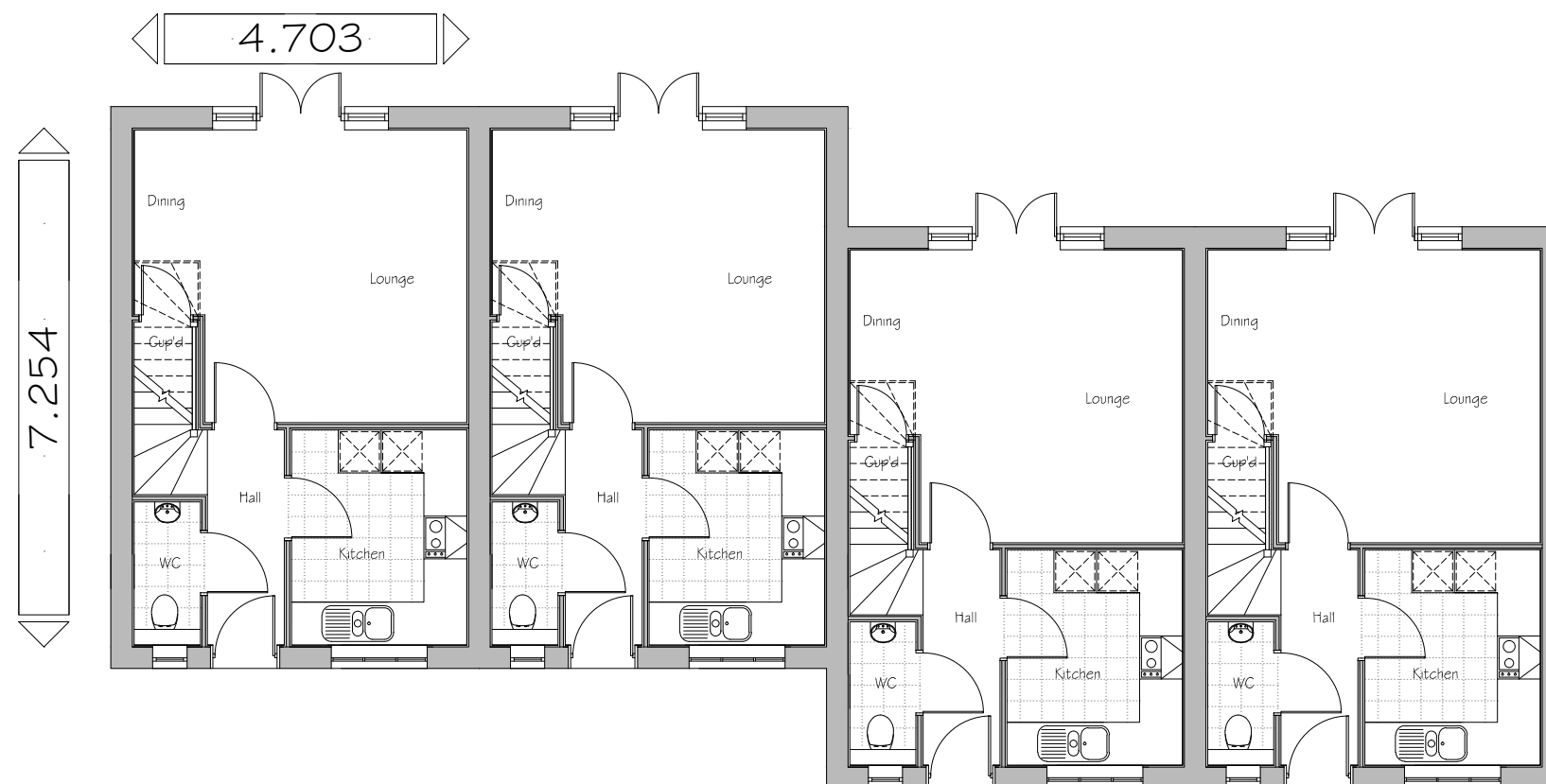
Type B3 (as)

Type B3 (as)

Type B3 (as)

Plots: (as) 151, 152, 153 & 154

Plots: (opp)



GROUND FLOOR PLAN
Type B3 (as)

Type B3 (as)

Type B3 (as)

Type B3 (as)



PROJECT:
PARCEL KMA & KMB, KINGSMERE
BICESTER

DRG TITLE:
HOUSE TYPE B3 (2T734)
FLOOR PLANS

JOB NO: 1186 DRG NO: HT - W - B3 - 4

SCALE: 1:100 DRN BY: PK REV: -

DATE: 09/14 CKD BY: NN

▪ The **NOBLE** Consultancy ▪

▪ Architectural ▪ Planning ▪ Urban Design ▪ Landscaping ▪
The Stables, Says Court Farm, Badminton Road
Frampton Cotterell, South Gloucestershire, BS36 2NY
T: 0844 7452033
E: design@noble-consultancy.co.uk
W: www.noble-consultancy.co.uk

PARCEL KMA & KMB, KINGSMERE, BICESTER

HOUSE TYPE C1 : WHITELANDS

© The drawing and works depicted are copyright of The Noble Consultancy Ltd. and may not be reproduced or amended except by written permission. No liability will be accepted for amendments made by other persons.

0 1m 2m 3m 4m 5m **Sheet Size A3**
 Rev. Date Int.



FRONT ELEVATION

SIDE ELEVATION

Plots: (as) 159

Plots: (opp) -



REAR ELEVATION

SIDE ELEVATION



PROJECT:
 PARCEL KMA & KMB, KINGSMERE
 BICESTER

DRG TITLE:
 HOUSE TYPE C1 (3T855)
 ELEVATIONS

JOB NO: 1186 DRG NO: HT - W - C1 - 1

SCALE: 1:100 DRN BY: TE REV: -

DATE: 11/14 CKD BY: NN

•The **NOBLE** Consultancy•
 ■ Architectural ■ Planning ■ Urban Design ■ Landscaping ■
 The Stables, Says Court Farm, Badminton Road
 Frampton Cotterell, South Gloucestershire, BS36 2NY
 □ T: 0844 7452033 □
 E: design@noble-consultancy.co.uk
 W: www.noble-consultancy.co.uk

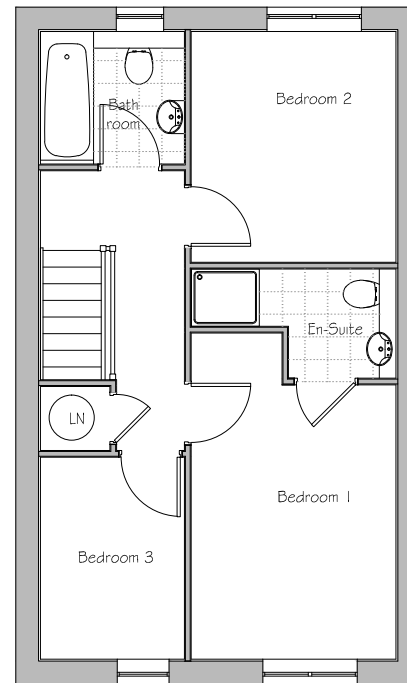
PARCEL KMA & KMB, KINGSMERE, BICESTER

HOUSE TYPE C1 : WHITELANDS

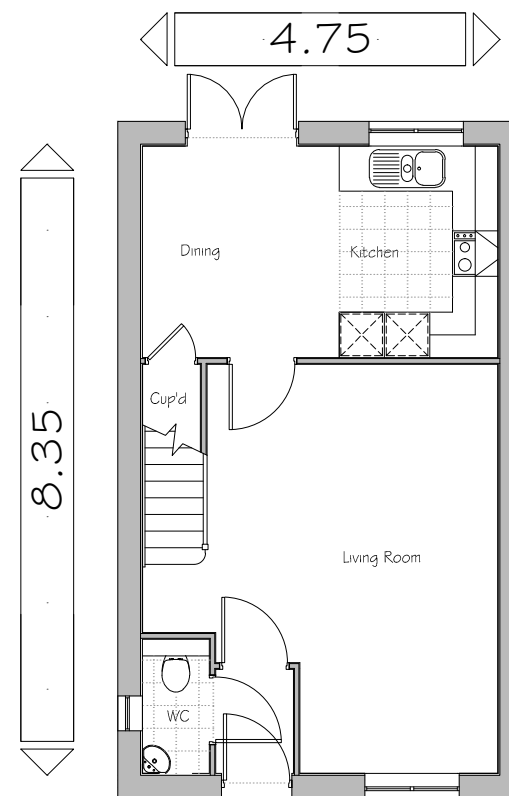
© This drawing and works depicted are copyright of The Noble Consultancy Ltd. and may not be reproduced or amended except by written permission. No liability will be accepted for amendments made by other persons.

0 1m 2m 3m 4m 5m Sheet Size A3

Rev Date Int



FIRST FLOOR PLAN
Type C1 (as)



GROUND FLOOR PLAN
Type C1 (as)

Plots: (as) 159

Plots: (opp) -



PROJECT:
PARCEL KMA & KMB, KINGSMERE
BICESTER

DRG TITLE:
HOUSE TYPE C1 (3T855)
FLOOR PLANS

JOB NO: 1186 DRG NO: HT - W - C1 - 2

SCALE: 1:100 DRN BY: TE REV: -

DATE: 11/14 CKD BY: NN

▪ The **NOBLE** Consultancy ▪
 ▪ Architectural ▪ Planning ▪ Urban Design ▪ Landscaping ▪
 The Stables, Says Court Farm, Badminton Road
 Frampton Cotterell, South Gloucestershire, BS36 2NY
 □ T: 0844 7452033 □
 E: design@noble-consultancy.co.uk
 W: www.noble-consultancy.co.uk

PARCEL KMA & KMB, KINGSMERE, BICESTER

HOUSE TYPE C1 & C2 : WHITELANDS

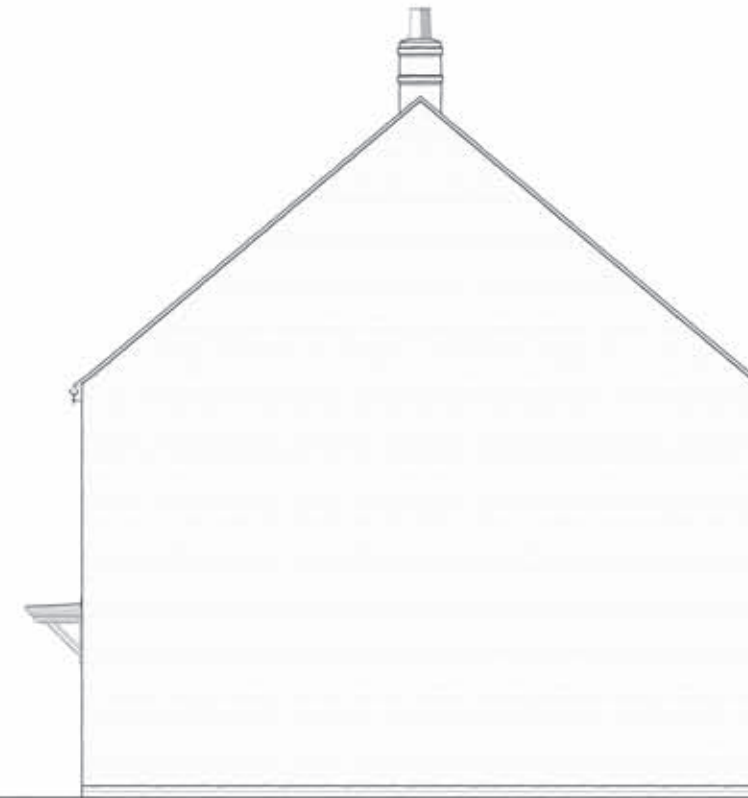
© This drawing and works depicted are copyright of The Noble Consultancy Ltd. and may not be reproduced or amended except by written permission. No liability will be accepted for amendments made by other persons.



Rev: A Date: 12/11/14 Int: PK
 Brick verge and detail removed, Bay window removed, Brick soldier heads added to windows - as planners comments



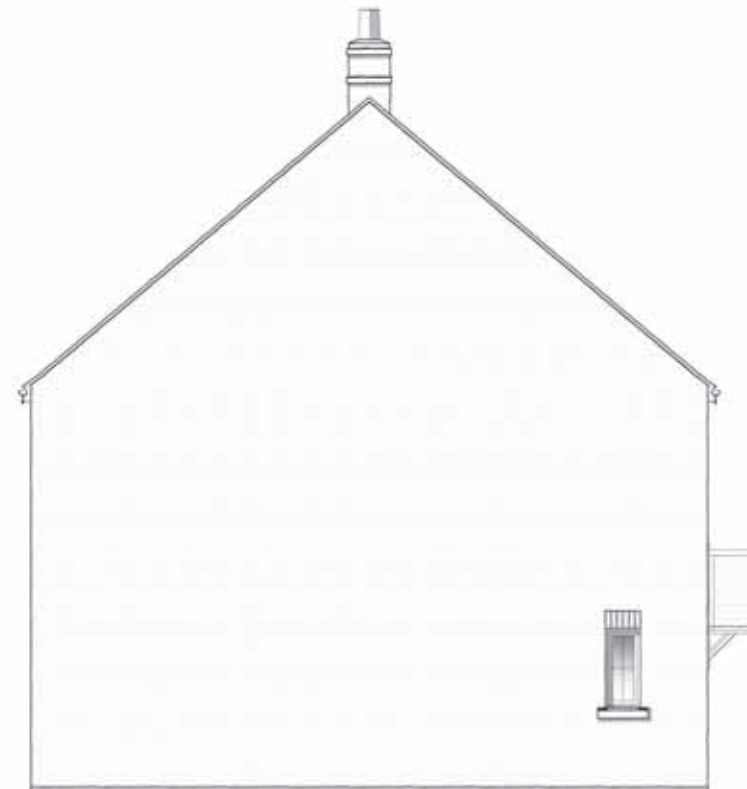
FRONT ELEVATION
Type C1 (opp)



SIDE ELEVATION
Type C2 (as)



REAR ELEVATION
Type C2 (as)



SIDE ELEVATION
Type C1 (opp)

Plots: (as) 137

Plots: (opp) 138



PROJECT:
PARCEL KMA & KMB, KINGSMERE
BICESTER

DRG TITLE:
HOUSE TYPE C1 & C2 (3T855)
ELEVATIONS

JOB NO: 1186 DRG NO: HT - W - C1 - C2 - 1

SCALE: 1:100 DRN BY: TE REV: A

DATE: 08/14 CKD BY: NN

•The **NOBLE** Consultancy•

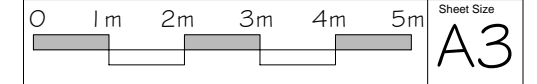
• Architectural • Planning • Urban Design • Landscaping •
The Stables, Says Court Farm, Badminton Road
Frampton Cotterell, South Gloucestershire, BS36 2NY

T: 0844 7452033
E: design@noble-consultancy.co.uk
W: www.noble-consultancy.co.uk

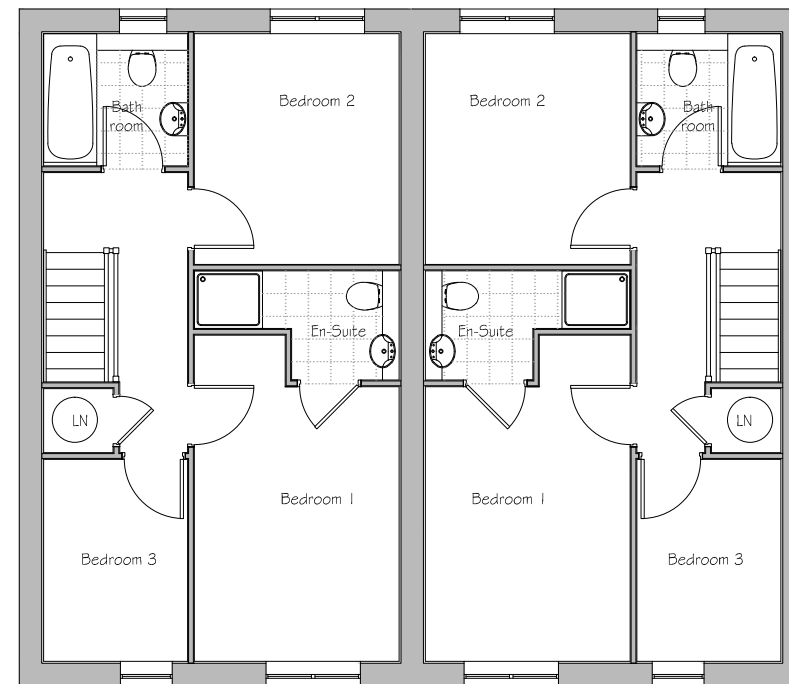
PARCEL KMA & KMB, KINGSMERE, BICESTER

HOUSE TYPE C1 & C2 : WHITELANDS

© This drawing and works depicted are copyright of The Noble Consultancy Ltd. and may not be reproduced or amended except by written permission. No liability will be accepted for amendments made by other persons.



Rev	Date	Init
A	12/11/14	PK
Bay window removed. - as planners comments		

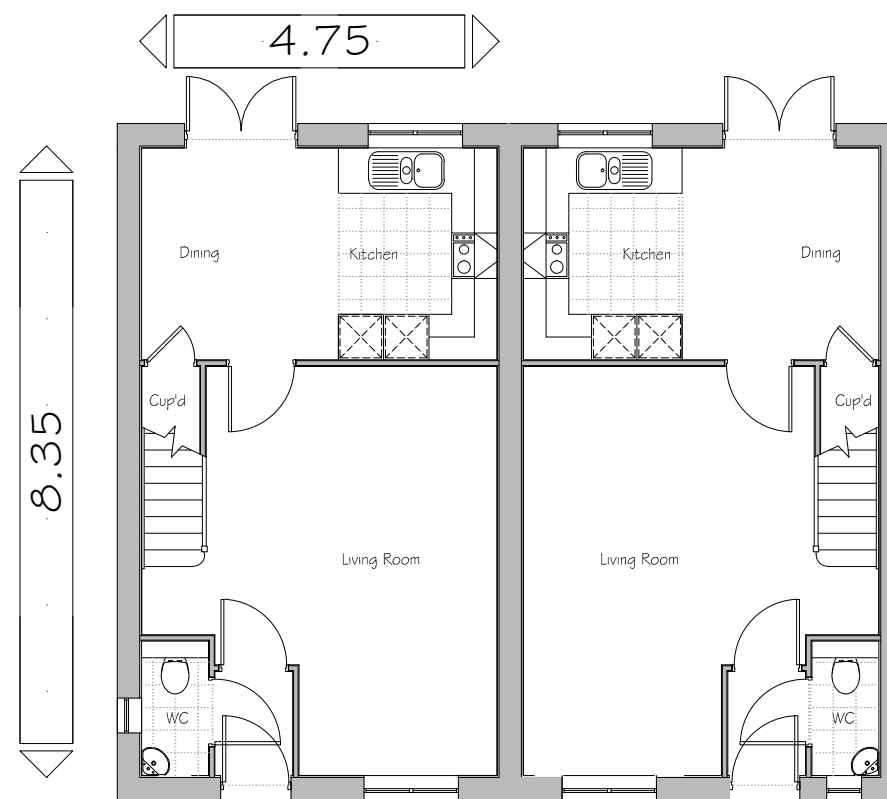


FIRST FLOOR PLAN
Type C1 (opp)

FIRST FLOOR PLAN
Type C2 (as)

Plots: (as) 137

Plots: (opp) 138



GROUND FLOOR PLAN
Type C1 (opp)

GROUND FLOOR PLAN
Type C2 (as)



PROJECT:
PARCEL KMA & KMB, KINGSMERE
BICESTER

DRG TITLE:
HOUSE TYPE C1 & C2 (3T855)
FLOOR PLANS

JOB NO: 1186 DRG NO: HT - W - C1 - C2 - 2

SCALE: 1:100 DRN BY: TE REV: A

DATE: 08/14 CKD BY: NN

▪ **The NOBLE Consultancy** ▪
 ▪ Architectural ▪ Planning ▪ Urban Design ▪ Landscaping ▪
 The Stables, Says Court Farm, Badminton Road
 Frampton Cotterell, South Gloucestershire, BS36 2NY
 □ T: 0844 7452033 □
 E: design@noble-consultancy.co.uk
 W: www.noble-consultancy.co.uk

PARCEL KMA & KMB, KINGSMERE, BICESTER

HOUSE TYPE C1 & C2 : WHITELANDS

© The drawing and works depicted are copyright of The Noble Consultancy Ltd. and may not be reproduced or amended except by written permission. No liability will be accepted for amendments made by other persons.

0 1m 2m 3m 4m 5m Sheet Size
A3

Rev	Date	Int:
A	18/11/14	NPH
Bay window omitted. Brick detailing removed. Reconstituted stone heads added. - all as planners comments.		



FRONT ELEVATION
Type C1

Type C2

SIDE ELEVATION
Type C2

Plots: (as) 49, 92, 142, 163

Plots: (opp) 50, 93, 141, 162



REAR ELEVATION
Type C2

Type C1

SIDE ELEVATION
Type C1



PROJECT:
PARCEL KMA & KMB, KINGSMERE
BICESTER

DRG TITLE:
HOUSE TYPE C1 & C2 (3T855)
ELEVATIONS

JOB NO: 1186 DRG NO: HT - W - C1 - C2 - 3

SCALE: 1:100 DRN BY: TE REV: A

DATE: 09/14 CKD BY: NN

•The **NOBLE** Consultancy•

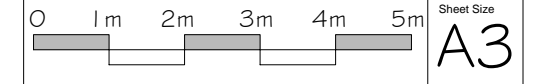
• Architectural • Planning • Urban Design • Landscaping •
The Stables, Says Court Farm, Badminton Road
Frampton Cotterell, South Gloucestershire, BS36 2NY

T: 0844 7452033
E: design@noble-consultancy.co.uk
W: www.noble-consultancy.co.uk

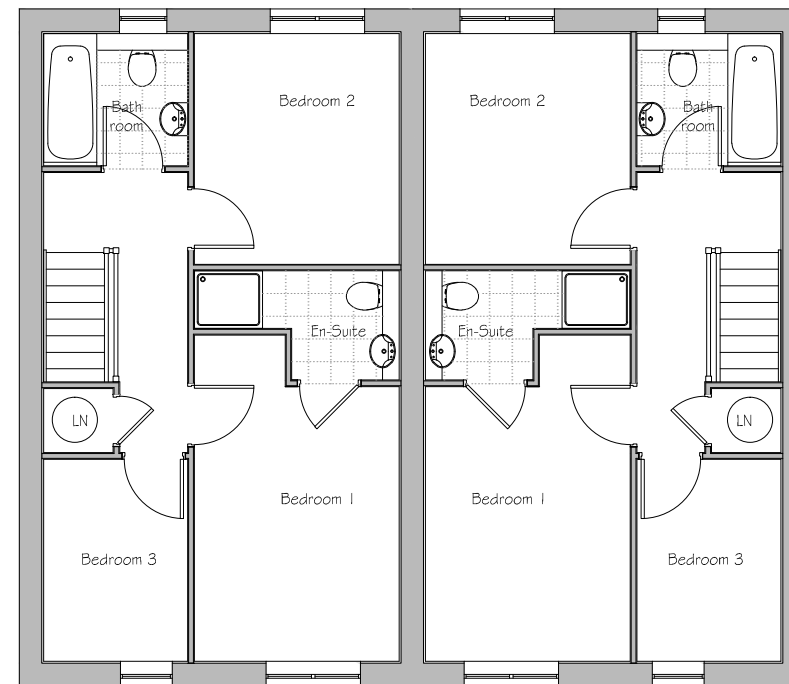
PARCEL KMA & KMB, KINGSMERE, BICESTER

HOUSE TYPE C1 & C2 : WHITELANDS

© This drawing and works depicted are copyright of The Noble Consultancy Ltd. and may not be reproduced or amended except by written permission. No liability will be accepted for amendments made by other persons.

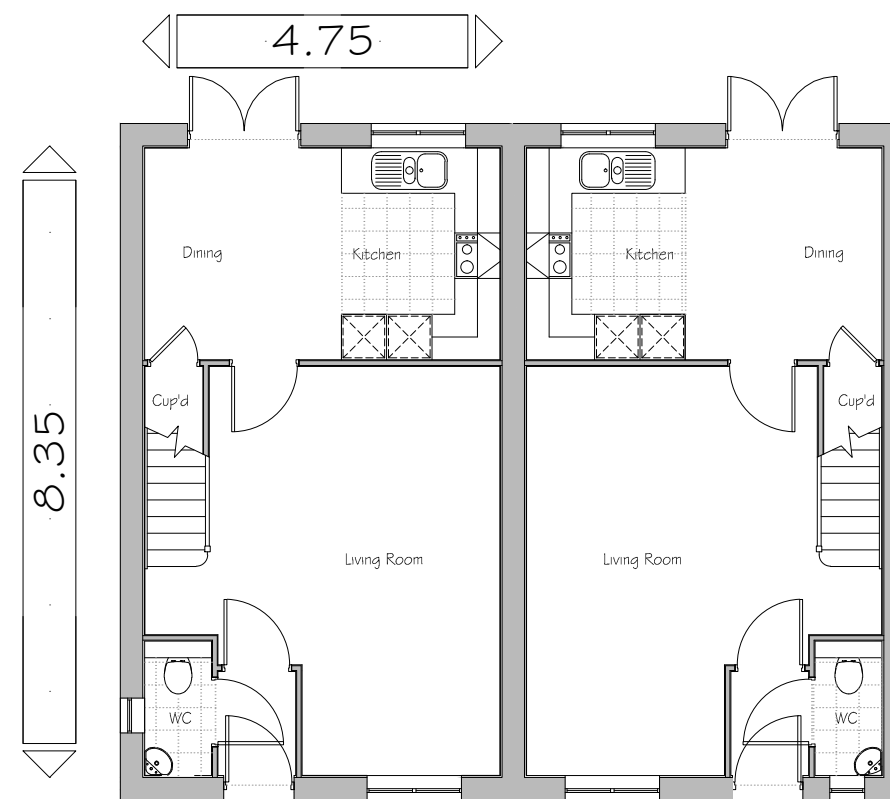


Rev Date Init
 A 18/11/14 NFH
 Bay window omitted.
 - all as planners comments.



FIRST FLOOR PLAN
Type C1

FIRST FLOOR PLAN
Type C2



GROUND FLOOR PLAN
Type C1

GROUND FLOOR PLAN
Type C2

Plots: (as) 49, 92, 142, 163
 Plots: (opp) 50, 93, 141, 162



PROJECT:
 PARCEL KMA & KMB, KINGSMERE
 BICESTER

DRG TITLE:
 HOUSE TYPE C1 & C2 (3T855)
 FLOOR PLANS

JOB NO: 1186 DRG NO: HT - W - C1 - C2 - 4

SCALE: 1:100 DRN BY: TE REV: A

DATE: 09/14 CKD BY: NN

▪ **The NOBLE Consultancy** ▪
 ▪ Architectural ▪ Planning ▪ Urban Design ▪ Landscaping ▪
 The Stables, Says Court Farm, Badminton Road
 Frampton Cotterell, South Gloucestershire, BS36 2NY
 □ T: 0844 7452033 □
 E: design@noble-consultancy.co.uk
 W: www.noble-consultancy.co.uk

PARCEL KMA & KMB, KINGSMERE, BICESTER

HOUSE TYPE C1 & D1 : WHITELANDS

© The drawing and works depicted are copyright of The Noble Consultancy Ltd. and may not be reproduced or amended except by written permission. No liability will be accepted for amendments made by other persons.



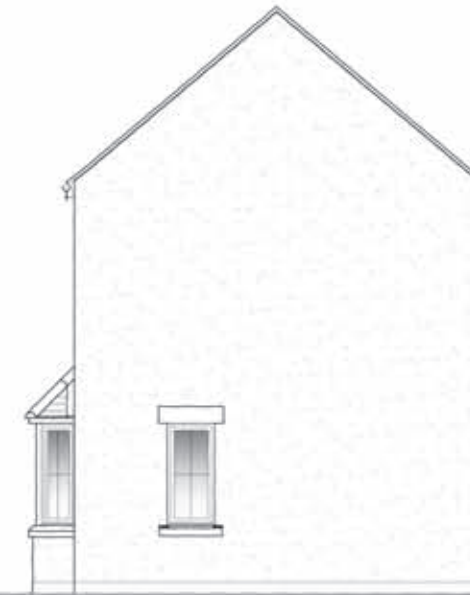
Rev	Date	Init
A	12/11/14	PK

Brck verge and detail removed, Stone heads added to windows and doors.
- as planners comments



FRONT ELEVATION
Type C1 (opp)

Type D1 (as)



SIDE ELEVATION
Type D1 (as)

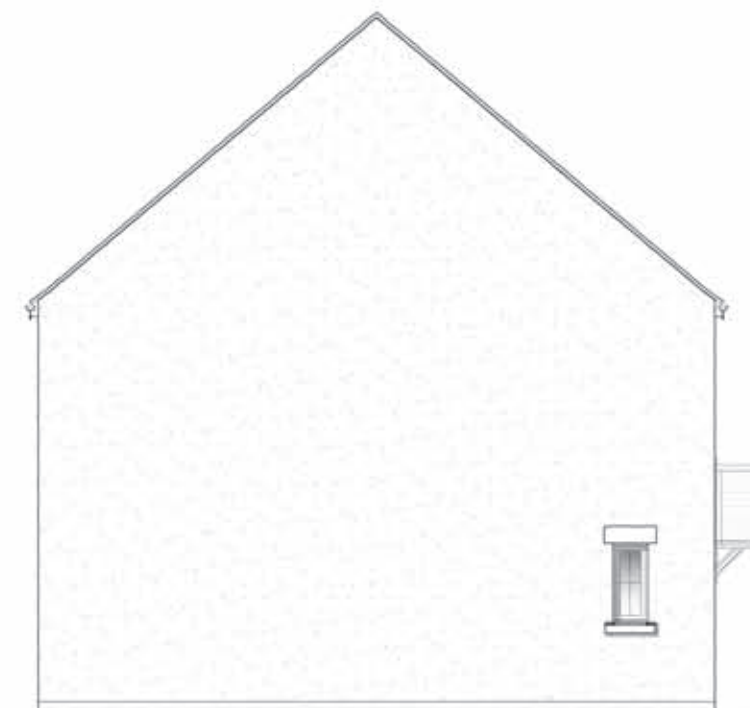
Plots: (as) - 52

Plots: (opp) - 51



REAR ELEVATION
Type D1 (as)

Type C1 (opp)



SIDE ELEVATION
Type C1 (opp)



PROJECT:
PARCEL KMA & KMB, KINGSMERE
BICESTER

DRG TITLE:
HOUSE TYPE C1 & D1
ELEVATIONS

JOB NO: 1186 DRG NO: HT - W - C1 & D1 - 1

SCALE: 1:100 DRN BY: KF REV: A

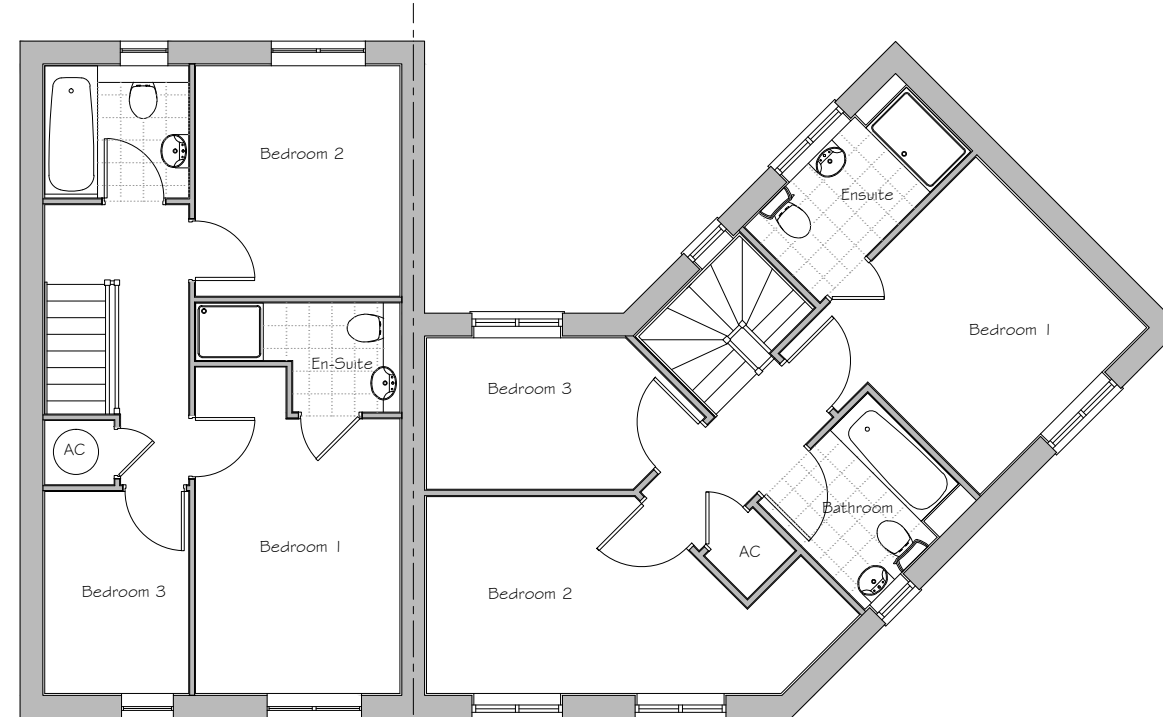
DATE: 09/14 CKD BY: NN

• The **NOBLE** Consultancy •

• Architectural • Planning • Urban Design • Landscaping •
The Stables, Says Court Farm, Badminton Road
Frampton Cotterell, South Gloucestershire, BS36 2NY
T: 0844 7452033
E: design@noble-consultancy.co.uk
W: www.noble-consultancy.co.uk

PARCEL KMA & KMB, KINGSMERE, BICESTER

HOUSE TYPE C1 & D1 : WHITELANDS

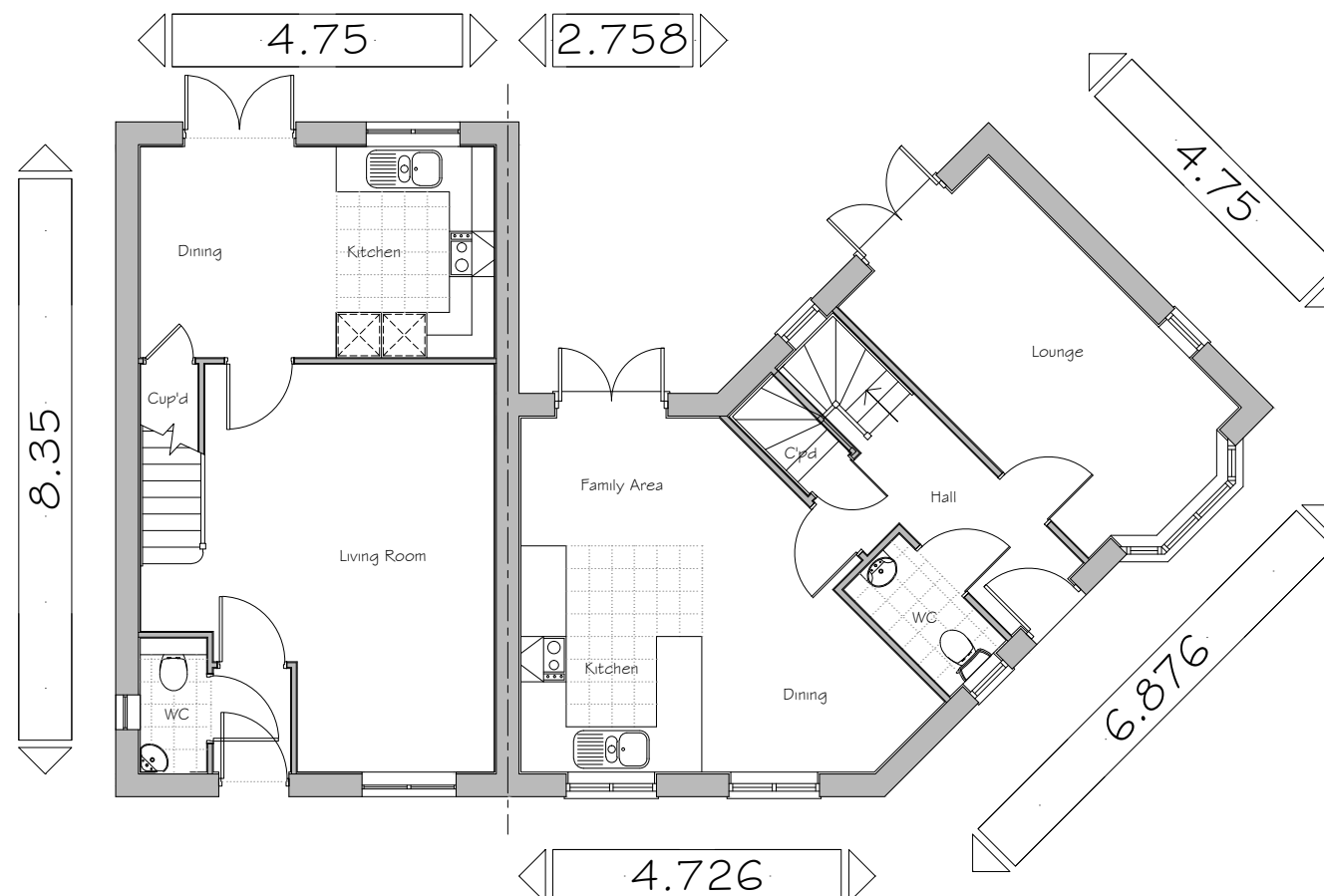


FIRST FLOOR PLAN
Type C1 (opp)

Type D1 (as)

Plots: (as) - 52

Plots: (opp) - 51



GROUND FLOOR PLAN
Type C1 (opp)

Type D1 (as)



PROJECT:
PARCEL KMA & KMB, KINGSMERE
BICESTER
DRG TITLE:
HOUSE TYPE C1 & D1
FLOOR PLANS

JOB NO: 1186 DRG NO: HT - W - C1 & D1-2
SCALE: 1:100 DRN BY: KF REV: -
DATE: 09/14 CKD BY: NN

▪The **NOBLE** Consultancy▪
▪ Architectural ▪ Planning ▪ Urban Design ▪ Landscaping ▪
The Stables, Says Court Farm, Badminton Road
Frampton Cotterell, South Gloucestershire, BS36 2NY
T: 0844 7452033
E: design@noble-consultancy.co.uk
W: www.noble-consultancy.co.uk

PARCEL KMA & KMB, KINGSMERE, BICESTER

HOUSE TYPE C2 & C3 : WHITELANDS

© This drawing and works depicted are copyright of The Noble Consultancy Ltd. and may not be reproduced or amended except by written permission. No liability will be accepted for amendments made by other persons.



Rev: A Date: 12/11/14 Int: PK
 Brick verge and detail removed, Bay window removed, Brick soldier heads added to windows - as planners comments



FRONT ELEVATION
 Type C3 (opp)
 Plot 59

Type C2 (as)
 Plot 60

SIDE ELEVATION
 Type C2 (as)

Plots: (as) 60

Plots: (opp) 59



REAR ELEVATION
 Type C2 (as)

Type C3 (opp)

SIDE ELEVATION
 Type C3 (opp)



PROJECT:
 PARCEL KMA & KMB, KINGSMERE
 BICESTER
 DRG TITLE:
 HOUSE TYPE C2 & C3 (3T855)
 ELEVATIONS

JOB NO: 1186 DRG NO: HT - W - C2 - C3 - 1

SCALE: 1:100 DRN BY: TE REV: A

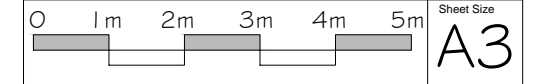
DATE: 08/14 CKD BY: NN

▪ **The NOBLE Consultancy** ▪
 ▪ Architectural ▪ Planning ▪ Urban Design ▪ Landscaping ▪
 The Stables, Says Court Farm, Badminton Road
 Frampton Cotterell, South Gloucestershire, BS36 2NY
 T: 0844 7452033
 E: design@noble-consultancy.co.uk
 W: www.noble-consultancy.co.uk

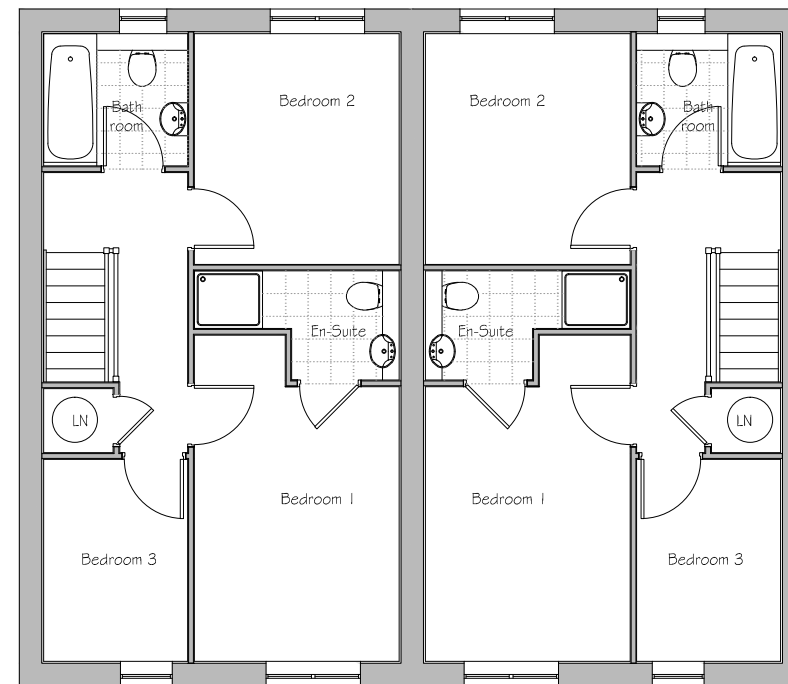
PARCEL KMA & KMB, KINGSMERE, BICESTER

HOUSE TYPE C2 & C3 : WHITELANDS

© This drawing and works depicted are copyright of The Noble Consultancy Ltd. and may not be reproduced or amended except by written permission. No liability will be accepted for amendments made by other persons.



Rev	Date	Init
A	12/11/14	PK
Bay window removed. - as planners comments		

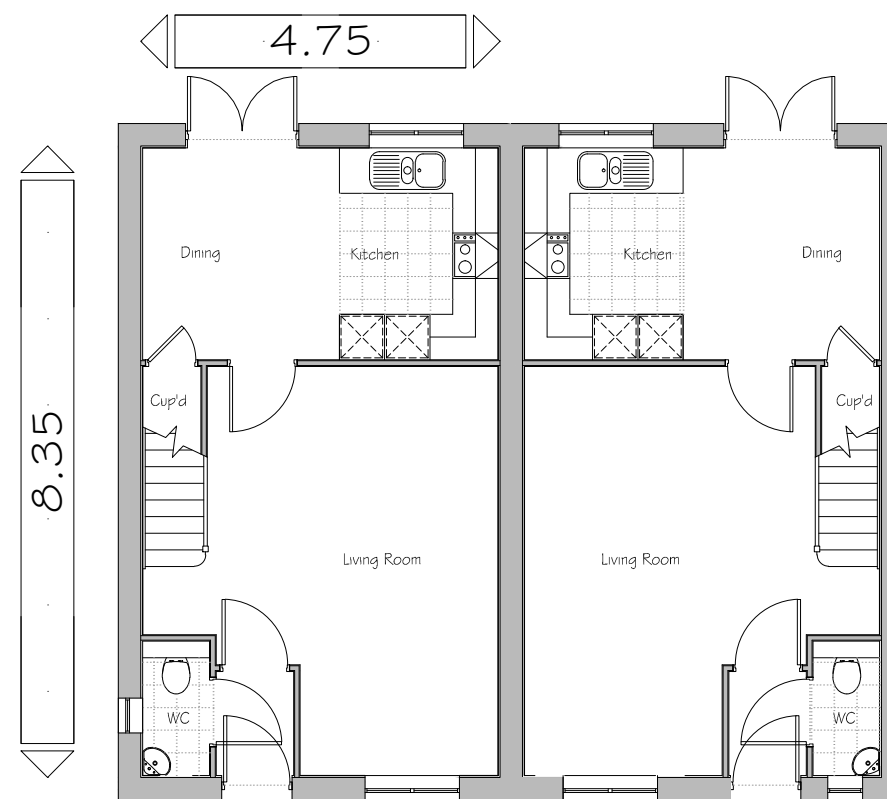


FIRST FLOOR PLAN
Type C3 (opp)

FIRST FLOOR PLAN
Type C2 (as)

Plots: (as) 60

Plots: (opp) 59



GROUND FLOOR PLAN
Type C3 (opp)

GROUND FLOOR PLAN
Type C2 (as)



PROJECT:
PARCEL KMA & KMB, KINGSMERE
BICESTER

DRG TITLE:
HOUSE TYPE C2 & C3 (3T855)
FLOOR PLANS

JOB NO: 1186 DRG NO: HT - W - C2- C3 - 2

SCALE: 1:100 DRN BY: TE REV: A

DATE: 08/14 CKD BY: NN

▪ **The NOBLE Consultancy** ▪
 ▪ Architectural ▪ Planning ▪ Urban Design ▪ Landscaping ▪
 The Stables, Says Court Farm, Badminton Road
 Frampton Cotterell, South Gloucestershire, BS36 2NY
 □ T: 0844 7452033 □
 E: design@noble-consultancy.co.uk
 W: www.noble-consultancy.co.uk

PARCEL KMA & KMB, KINGSMERE, BICESTER

HOUSE TYPE C2 & C3 : WHITELANDS

© This drawing and works depicted are copyright of The Noble Consultancy Ltd. and may not be reproduced or amended except by written permission. No liability will be accepted for amendments made by other persons.



Rev	Date	Int
A	12/11/14	PK

Brick verge and detail removed, Bay window removed, Stone heads added to windows and doors.
- as planners comments



FRONT ELEVATION
Type C2 (opp)
Plot 146

Type C3 (as)
Plot 147

SIDE ELEVATION
Type C3 (as)

Plots: (as) - 149

Plots: (opp) - 148



REAR ELEVATION
Type C3 (as)

Type C2 (opp)

SIDE ELEVATION
Type C2 (opp)

PROJECT:
PARCEL KMA & KMB, KINGSMERE
BICESTER

DRG TITLE:
HOUSE TYPE C2 & C3 (3T855)
ELEVATIONS

JOB NO: 1186 DRG NO: HT - W - C2 - C3 - 3

SCALE: 1:100 DRN BY: KF REV: A

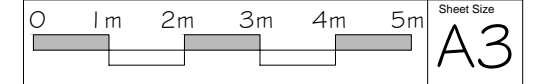
DATE: 09/14 CKD BY: NN

▪ **The NOBLE Consultancy** ▪
 ▪ *Architectural* ▪ *Planning* ▪ *Urban Design* ▪ *Landscaping* ▪
 The Stables, Says Court Farm, Badminton Road
 Frampton Cotterell, South Gloucestershire, BS36 2NY
 T: 0844 7452033
 E: design@noble-consultancy.co.uk
 W: www.noble-consultancy.co.uk

PARCEL KMA & KMB, KINGSMERE, BICESTER

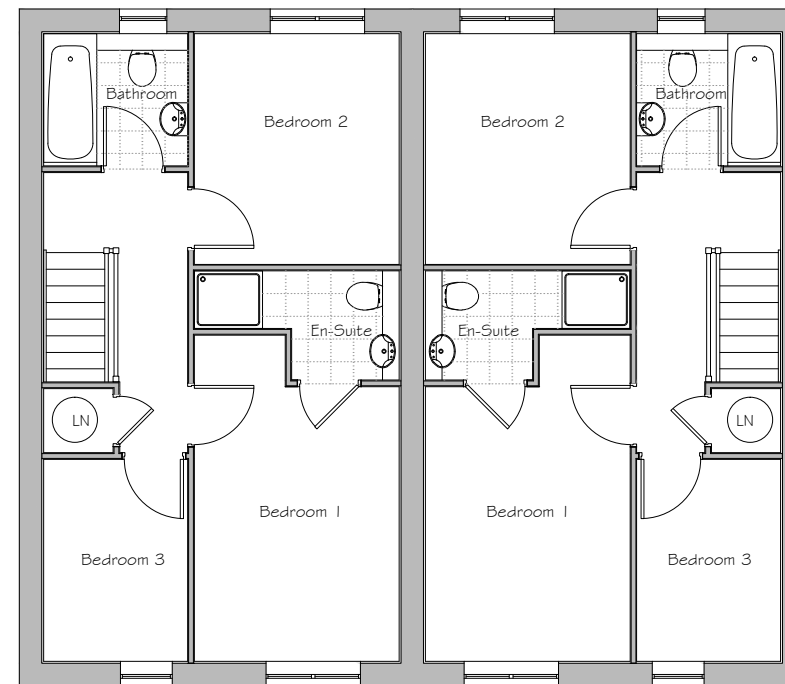
HOUSE TYPE C2 & C3 : WHITELANDS

© This drawing and works depicted are copyright of The Noble Consultancy Ltd. and may not be reproduced or amended except by written permission. No liability will be accepted for amendments made by other persons.



Rev	Date	Init
A	12/11/14	PK

Bay window removed.
- as planners comments

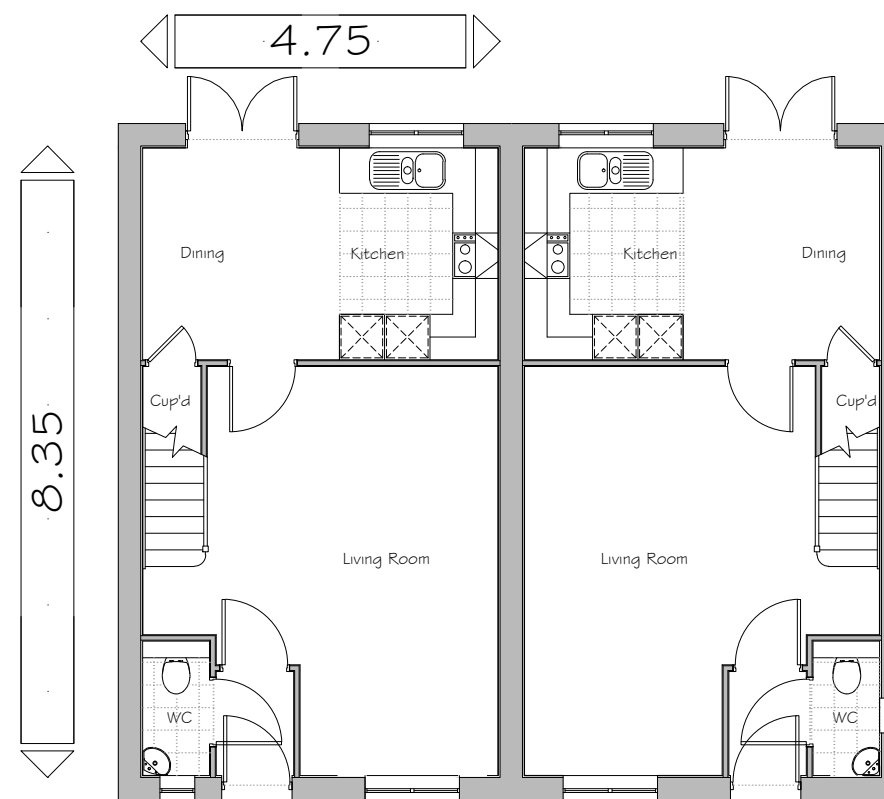


FIRST FLOOR PLAN
Type C2 (opp)

Type C3 (as)

Plots: (as) - 149

Plots: (opp) - 148



GROUND FLOOR PLAN
Type C2 (opp)

Type C3 (as)



PROJECT:
PARCEL KMA & KMB, KINGSMERE
BICESTER

DRG TITLE:
HOUSE TYPE C2 & C3 (3T855)
FLOOR PLANS

JOB NO: 1186 DRG NO: HT - W - C2- C3 - 4

SCALE: 1:100 DRN BY: KF REV: A

DATE: 09/14 CKD BY: NN

▪ **The NOBLE Consultancy** ▪
 ▪ Architectural ▪ Planning ▪ Urban Design ▪ Landscaping ▪
 The Stables, Says Court Farm, Badminton Road
 Frampton Cotterell, South Gloucestershire, BS36 2NY
 □ T: 0844 7452033 □
 E: design@noble-consultancy.co.uk
 W: www.noble-consultancy.co.uk

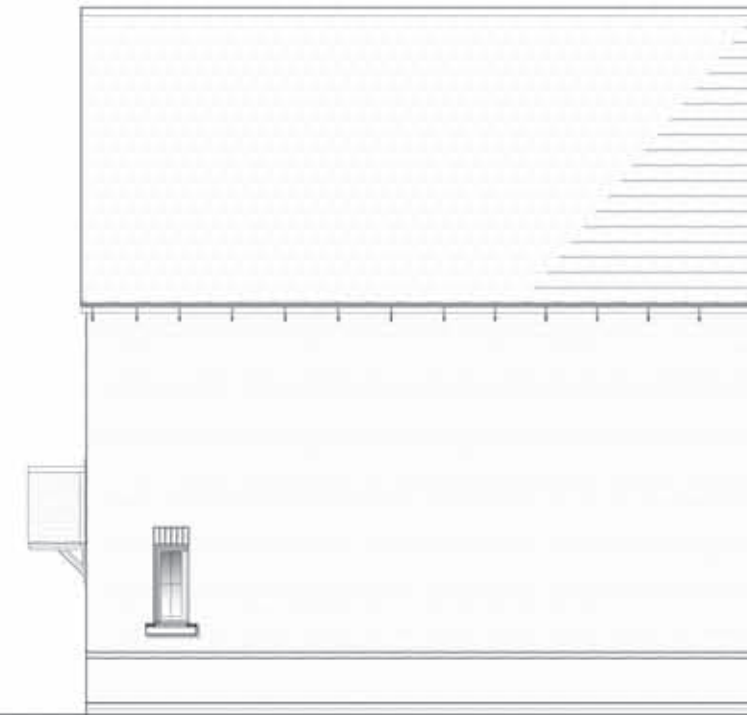
PARCEL KMA & KMB, KINGSMERE, BICESTER

HOUSE TYPE C3 & C4 : WHITELANDS

© The drawing and works depicted are copyright of The Noble Consultancy Ltd. and may not be reproduced or amended except by written permission. No liability will be accepted for amendments made by other persons.



Rev. Date Init.
 A 12/11/14 PK
 Brick verge and detail removed, Brick soldier heads added to windows.
 - as planners comments



FRONT ELEVATION
Type C3 (opp)


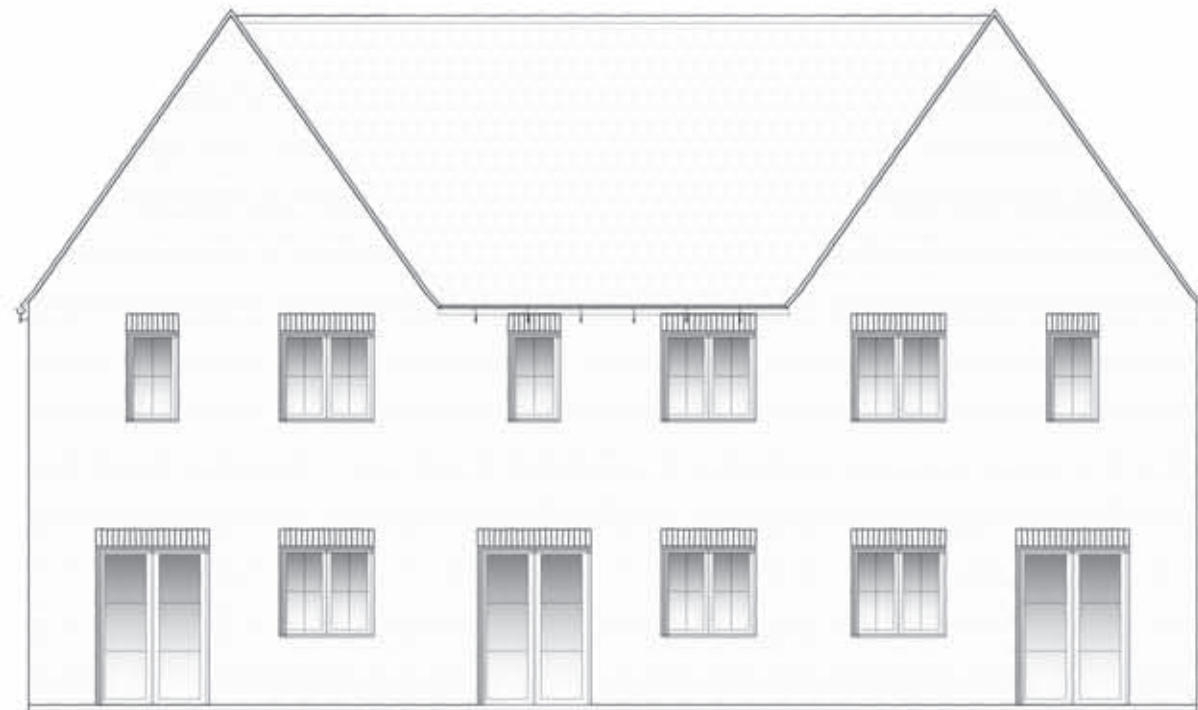
Type C4 (as)

Type C3 (as)

SIDE ELEVATION
Type C3 (as)

Plots: (as) - 57 & 58

Plots: (opp) - 56



REAR ELEVATION
Type C3 (as)

Type C4 (as)

Type C3 (opp)

SIDE ELEVATION
Type C3 (opp)

PROJECT:
PARCEL KMA & KMB, KINGSMERE
BICESTER

DRG TITLE:
HOUSE TYPES C3 & C4
(3T855)

ELEVATIONS

JOB NO: 1186 DRG NO: HT-W-C3-C4-1

SCALE: 1:100 DRN BY: PK REV: A

DATE: 09/14 CKD BY: NN

■ The **NOBLE** Consultancy ■

■ Architectural ■ Planning ■ Urban Design ■ Landscaping ■
 The Stables, Says Court Farm, Badminton Road
 Frampton Cotterell, South Gloucestershire, BS36 2NY

T: 0844 7452033
 E: design@noble-consultancy.co.uk
 W: www.noble-consultancy.co.uk

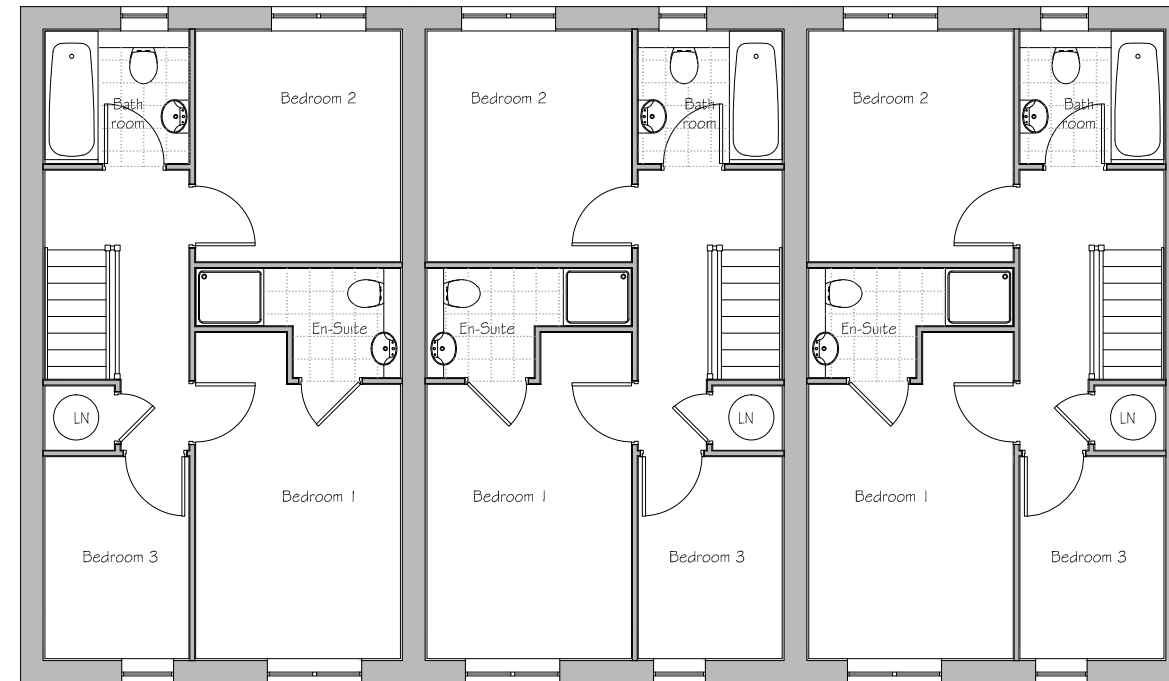
PARCEL KMA & KMB, KINGSMERE, BICESTER

HOUSE TYPE C3 & C4 : WHITELANDS

© This drawing and works depicted are copyright of The Noble Consultancy Ltd. and may not be reproduced or amended except by written permission. No liability will be accepted for amendments made by other persons.

0 1m 2m 3m 4m 5m Sheet Size A3

Rev Date Init



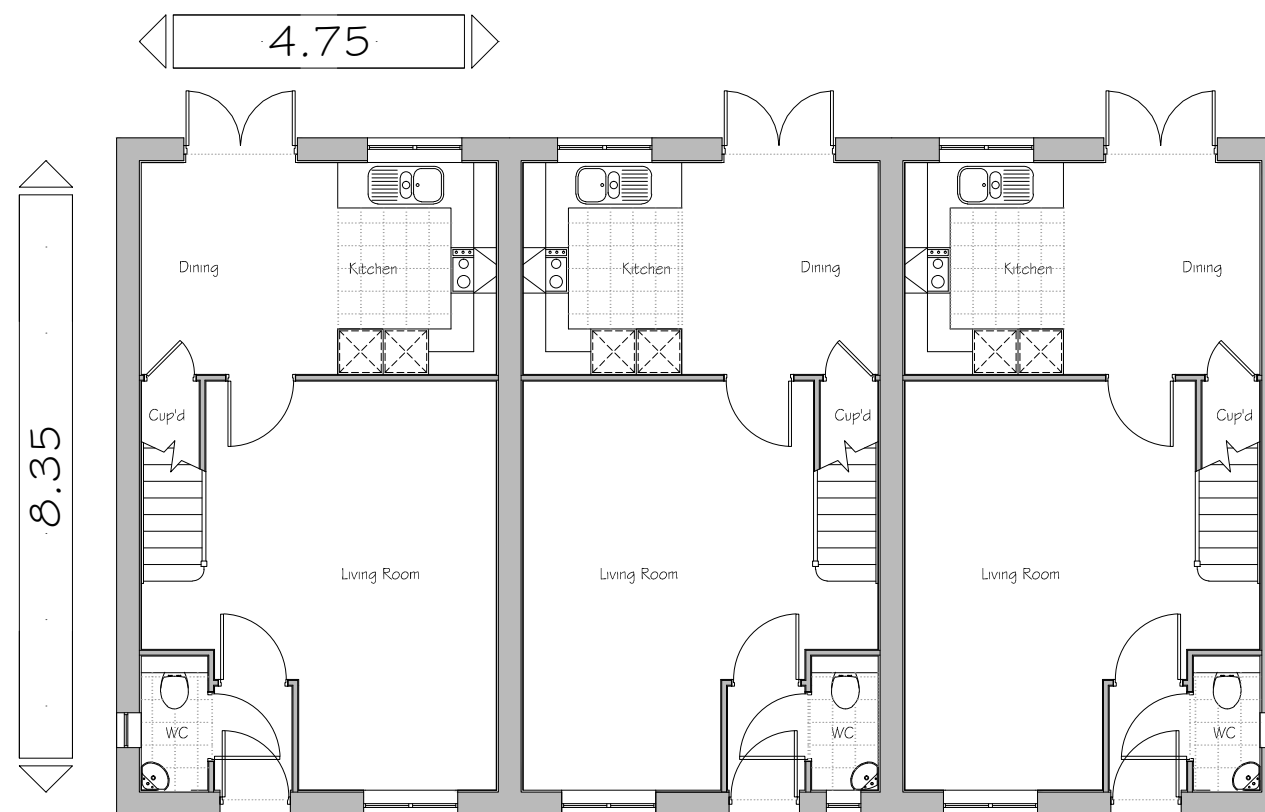
FIRST FLOOR PLAN
Type C3 (opp)

Type C4 (as)

Type C3 (as)

Plots: (as) - 57 & 58

Plots: (opp) - 56



GROUND FLOOR PLAN
Type C3 (opp)

Type C4 (as)

Type C3 (as)



PROJECT:
PARCEL KMA & KMB, KINGSMERE
BICESTER

DRG TITLE:
HOUSE TYPES C3 & C4
(3T855)

FLOOR PLANS

JOB NO: 1186 DRG NO: HT-W-C3-C4-2

SCALE: 1:100 DRN BY: PK REV: -


DATE: 09/14 CKD BY: NN

▪ The **NOBLE** Consultancy ▪
 ▪ Architectural ▪ Planning ▪ Urban Design ▪ Landscaping ▪
 The Stables, Says Court Farm, Badminton Road
 Frampton Cotterell, South Gloucestershire, BS36 2NY
 □ T: 0844 7452033 □
 E: design@noble-consultancy.co.uk
 W: www.noble-consultancy.co.uk

PARCEL KMA & KMB, KINGSMERE, BICESTER

HOUSE TYPE E1 : WHITELANDS

© This drawing and works depicted are copyright of The Noble Consultancy Ltd. and may not be reproduced or amended except by written permission. No liability will be accepted for amendments made by other persons.



Rev: A Date: 12/11/14 Int: PK
 Stone heads added to windows.
 - as planners comments



FIRST FLOOR PLAN



GROUND FLOOR PLAN


8.505



FRONT ELEVATION



SIDE ELEVATION



REAR ELEVATION



SIDE ELEVATION

Notes:-
 - Roof material varies, refer to material schedule for details.
 - For render colour refer to material schedule for details.

Plots: (as)

Plots: (opp) 23 & 47



PROJECT:
 PARCEL KMA & KMB, KINGSMERE
 BICESTER
 DRG TITLE:
 HOUSE TYPE E1 (3D1041)
 FLOOR PLANS & ELEVATIONS

JOB NO: 1186 DRG NO: HT - W - E1
 SCALE: 1:100 DRN BY: NH REV: A
 DATE: 08/14 CKD BY: NN

▪ The **NOBLE** Consultancy ▪
 ▪ Architectural ▪ Planning ▪ Urban Design ▪ Landscaping ▪
 The Stables, Says Court Farm, Badminton Road
 Frampton Cotterell, South Gloucestershire, BS36 2NY
 □ T: 0844 7452033 □
 E: design@noble-consultancy.co.uk
 W: www.noble-consultancy.co.uk

PARCEL KMA & KMB, KINGSMERE, BICESTER

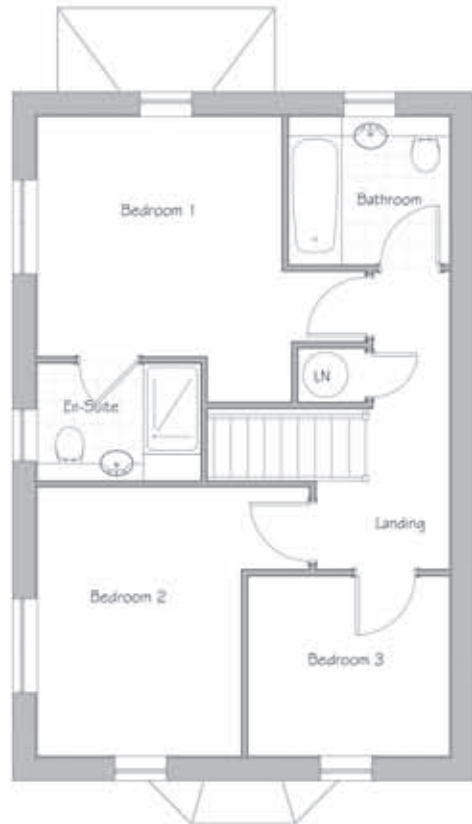
HOUSE TYPE E2 : WHITELANDS

© The drawing and works depicted are copyright of The Noble Consultancy Ltd, and may not be reproduced or amended except by written permission. No liability will be accepted for amendments made by other persons.



Rev	Date	Init
A	12/11/14	PK

Brick verge and detail removed, Stone heads added to windows.
- as planners comments
House type renamed & plot numbers updated.



FIRST FLOOR PLAN



GROUND FLOOR PLAN

8.505



FRONT ELEVATION

SIDE ELEVATION



REAR ELEVATION

SIDE ELEVATION

Notes:-
- Roof material varies, refer to material schedule for details.

Plots: (as) 91

Plots: (opp) 4



PROJECT:
PARCEL KMA & KMB, KINGSMERE
BICESTER

DRG TITLE:
HOUSE TYPE E2 (3D1041)
FLOOR PLANS & ELEVATIONS

JOB NO: 1186
DRG NO: HT - W - E2

SCALE: 1:100
DRN BY: KF
REV: A

DATE: 08/14
CKD BY: NN

•The **NOBLE** Consultancy•

• Architectural • Planning • Urban Design • Landscaping •
The Stables, Says Court Farm, Badminton Road
Frampton Cotterell, South Gloucestershire, BS36 2NY

T: 0844 7452033
E: design@noble-consultancy.co.uk
W: www.noble-consultancy.co.uk

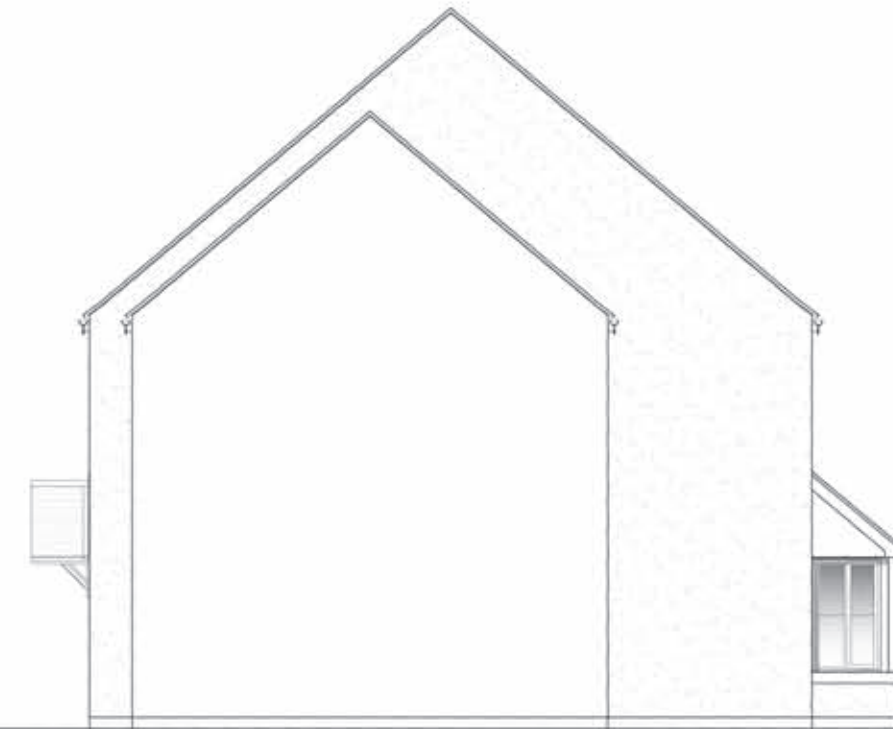
PARCEL KMA & KMB, KINGSMERE, BICESTER

HOUSE TYPE HI : WHITELANDS

© This drawing and works depicted are copyright of The Noble Consultancy Ltd. and may not be reproduced or amended except by written permission. No liability will be accepted for amendments made by other persons.

0 1m 2m 3m 4m 5m Sheet Size
A3

Rev Date Int
A 12/11/14 PK
Shone heads added to windows and doors, Door colour amended.
- as planners comments



Notes:-
- Roof material varies, refer to material schedule for details.
- For render colour refer to material schedule for details.

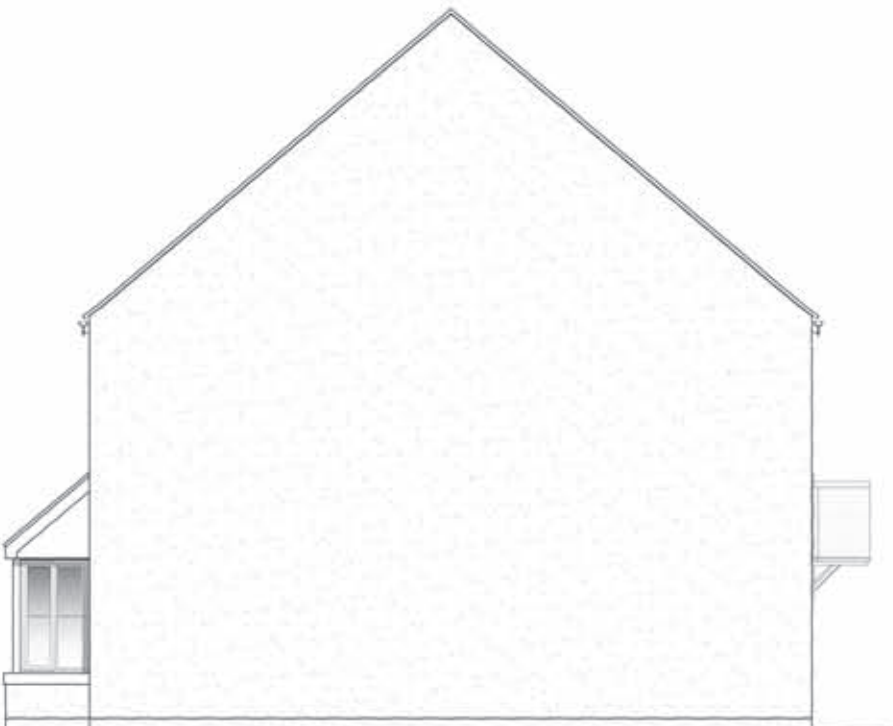
Plots: (as) 9 & 21

Plots: (opp) 10 & 22

FRONT ELEVATION

Note: All windows to front elevation to be clear glazed

SIDE ELEVATION



PROJECT:
PARCEL KMA & KMB, KINGSMERE
BICESTER

DRG TITLE:
HOUSE TYPE HI (4D1369)
ELEVATIONS

JOB NO: 1186 DRG NO: HT - W - HI - 1

SCALE: 1:100 DRN BY: KF REV: A

DATE: 08/14 CKD BY: NN

REAR ELEVATION

SIDE ELEVATION

▪ **The NOBLE Consultancy** ▪
▪ Architectural ▪ Planning ▪ Urban Design ▪ Landscaping ▪
The Stables, Says Court Farm, Badminton Road
Frampton Cotterell, South Gloucestershire, BS36 2NY
□ T: 0844 7452033 □
E: design@noble-consultancy.co.uk
W: www.noble-consultancy.co.uk

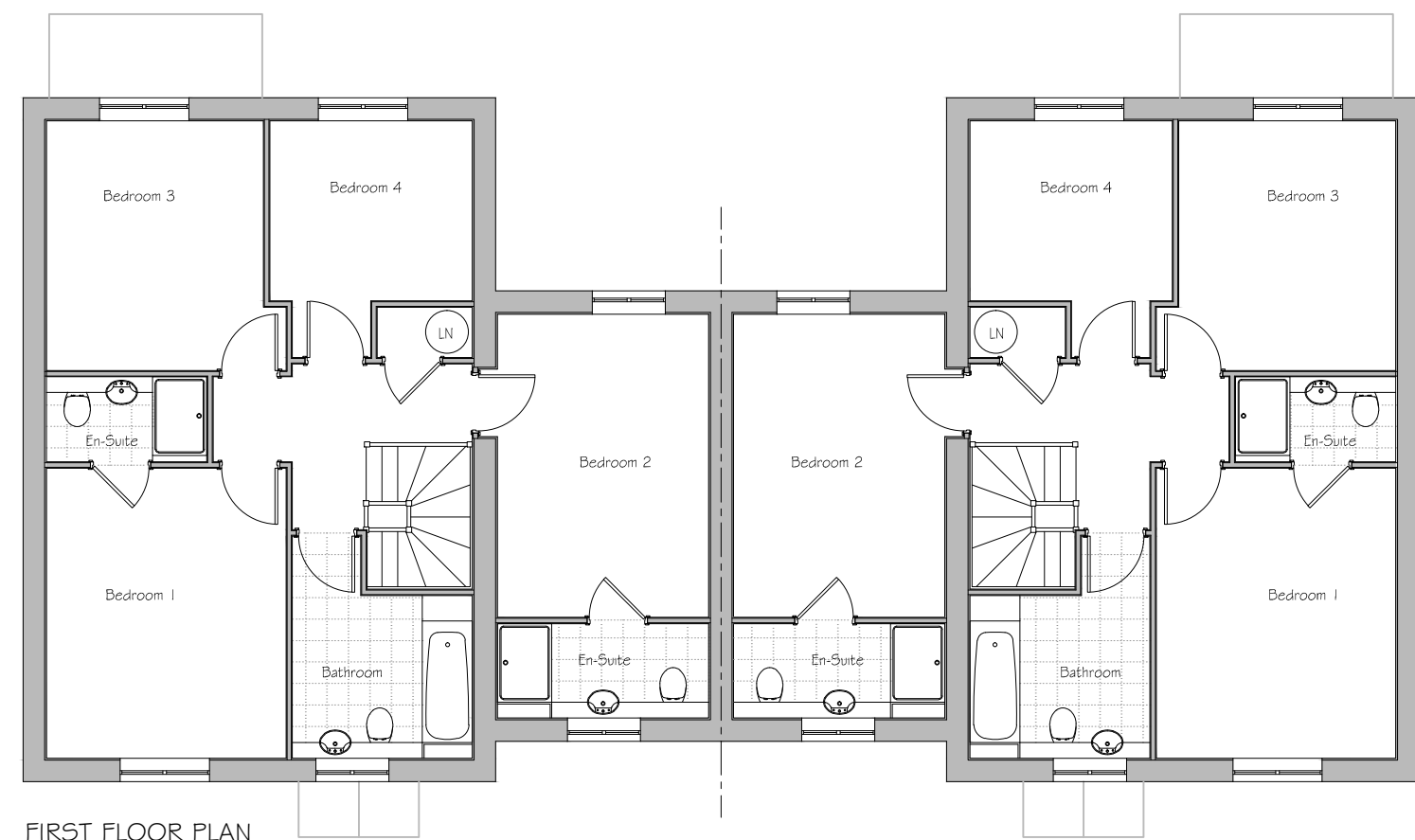
PARCEL KMA & KMB, KINGSMERE, BICESTER

HOUSE TYPE H1 : WHITELANDS

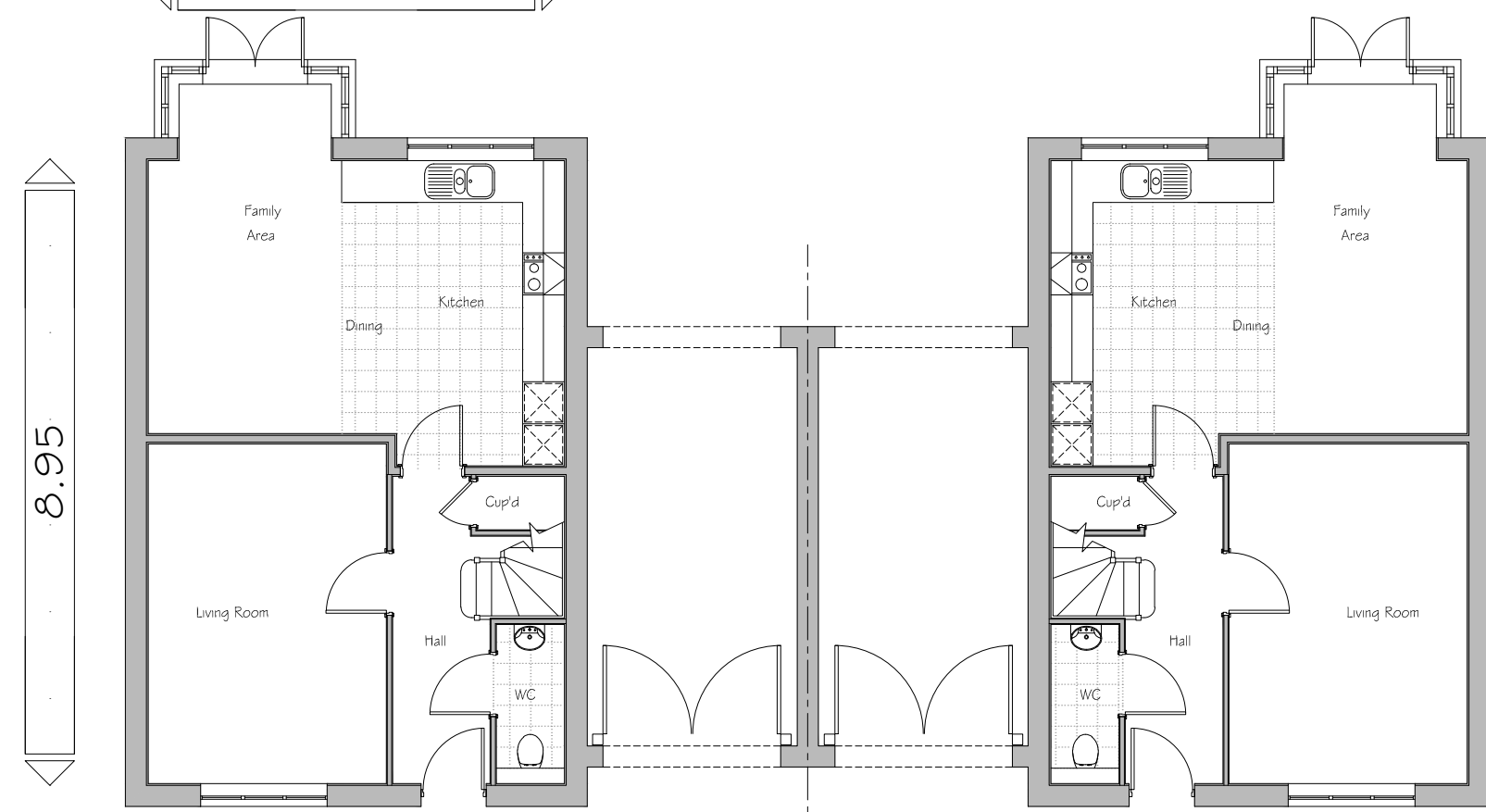

© This drawing and works depicted are copyright of The Noble Consultancy Ltd. and may not be reproduced or amended except by written permission. No liability will be accepted for amendments made by other persons.

0 1m 2m 3m 4m 5m Sheet Size A3


Rev Date Init



FIRST FLOOR PLAN



GROUND FLOOR PLAN



Plots: (as) 9 & 21
 Plots: (opp) 10 & 22



PROJECT:
 PARCEL KMA & KMB, KINGSMERE
 BICESTER

DRG TITLE:
 HOUSE TYPE H1 (4D1369)
 FLOOR PLANS

JOB NO: 1186 DRG NO: HT - W - H1-2

SCALE: 1:100 DRN BY: KF REV: -


DATE: 08/14 CKD BY: NN

▪ **The NOBLE Consultancy** ▪
 ▪ Architectural ▪ Planning ▪ Urban Design ▪ Landscaping ▪
 The Stables, Says Court Farm, Badminton Road
 Frampton Cotterell, South Gloucestershire, BS36 2NY
 ☐ T: 0844 7452033 ☐
 E: design@noble-consultancy.co.uk
 W: www.noble-consultancy.co.uk

PARCEL KMA & KMB, KINGSMERE, BICESTER

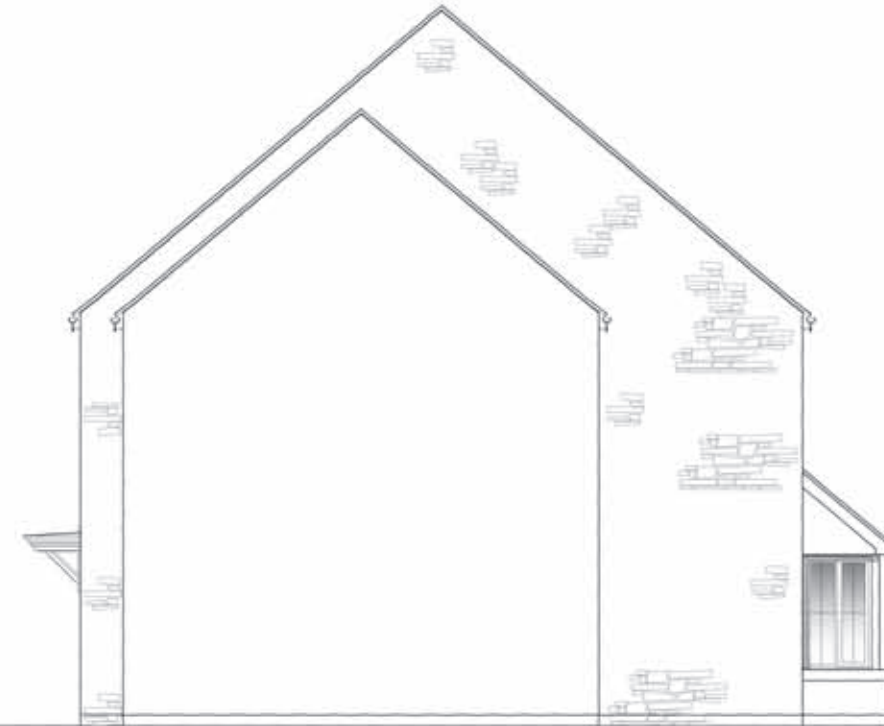
HOUSE TYPE H2 : WHITELANDS

© This drawing and works depicted are copyright of The Noble Consultancy Ltd. and may not be reproduced or amended except by written permission. No liability will be accepted for amendments made by other persons.



Rev	Date	Int
A	12/11/14	PK

Brick verge and detail removed, Stone heads added to windows.
- as planners comments



Plots: (as) 19

Plots: (opp) 20

FRONT ELEVATION

Note: All windows to front elevation to be clear glazed

SIDE ELEVATION



PROJECT:
PARCEL KMA & KMB, KINGSMERE
BICESTER

DRG TITLE:
HOUSE TYPE H2 (4D1369)
ELEVATIONS

JOB NO: 1186 DRG NO: HT - W - H2-1

SCALE: 1:100 DRN BY: KF REV: A

DATE: 08/14 CKD BY: NN

REAR ELEVATION

SIDE ELEVATION

■ **The NOBLE Consultancy** ■
 ■ Architectural ■ Planning ■ Urban Design ■ Landscaping ■
 The Stables, Says Court Farm, Badminton Road
 Frampton Cotterell, South Gloucestershire, BS36 2NY
 □ T: 0844 7452033 □
 E: design@noble-consultancy.co.uk
 W: www.noble-consultancy.co.uk

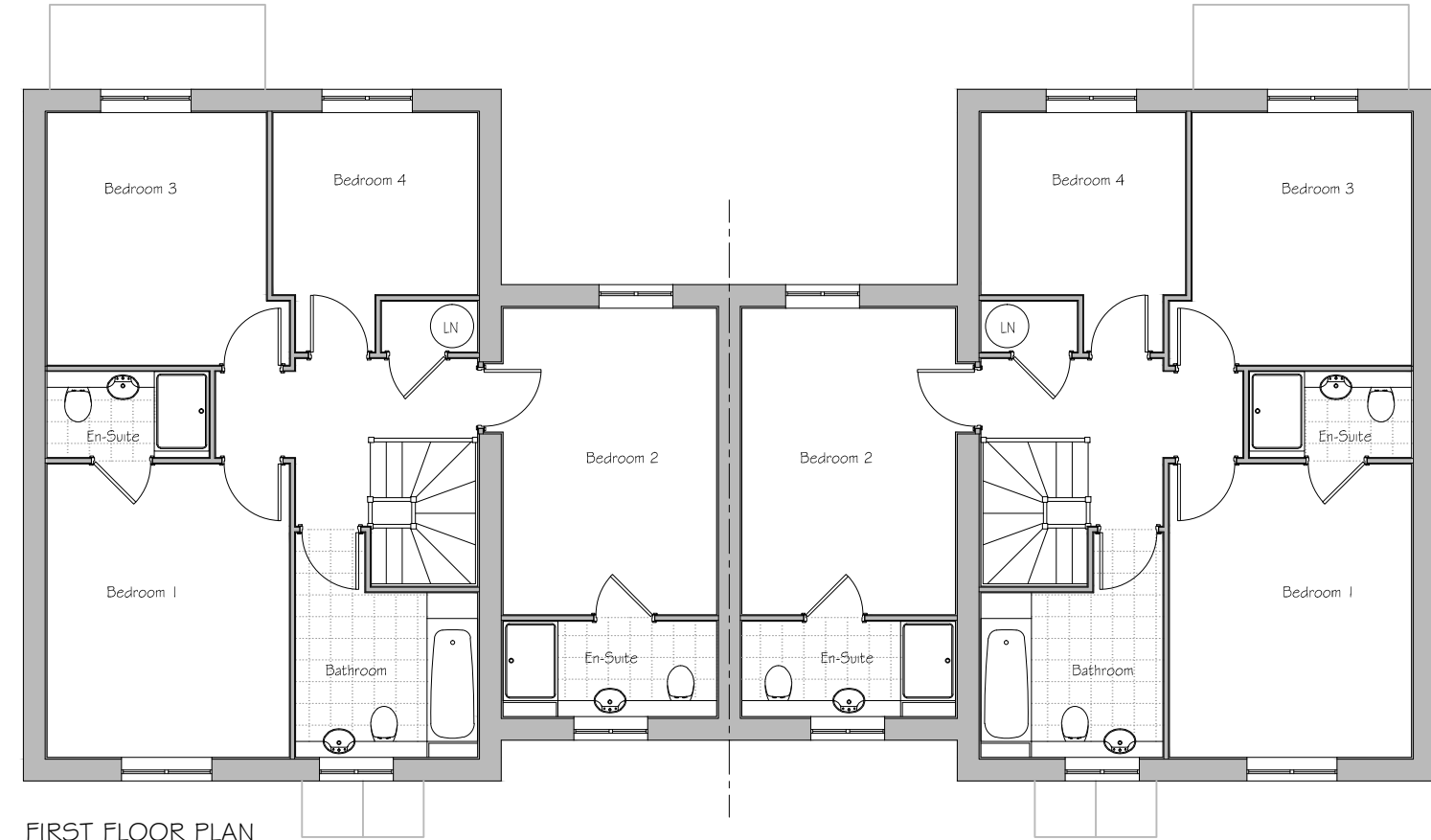
PARCEL KMA & KMB, KINGSMERE, BICESTER

HOUSE TYPE H2 : WHITELANDS

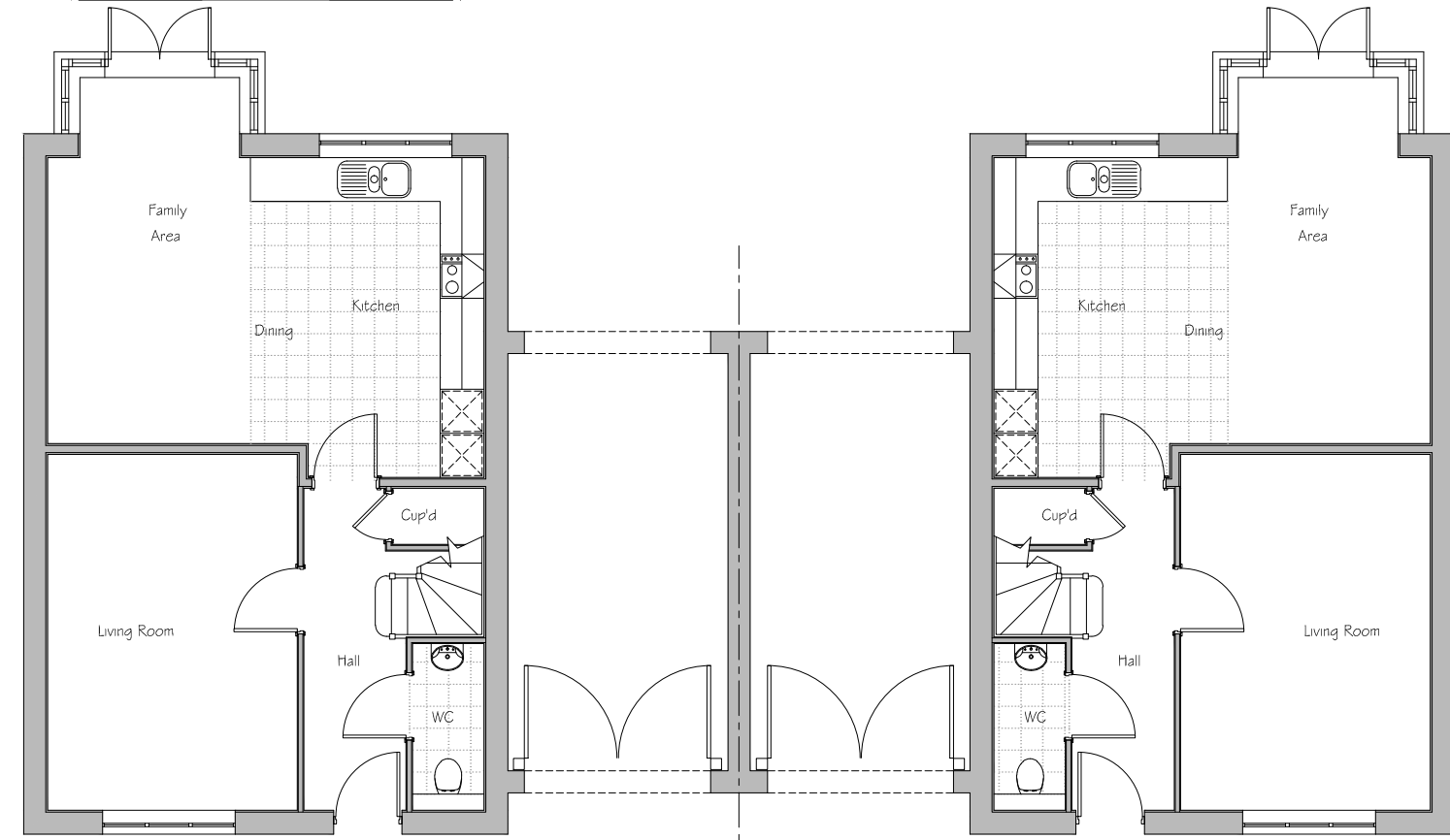

© This drawing and works depicted are copyright of The Noble Consultancy Ltd. and may not be reproduced or amended except by written permission. No liability will be accepted for amendments made by other persons.

0 1m 2m 3m 4m 5m Sheet Size A3

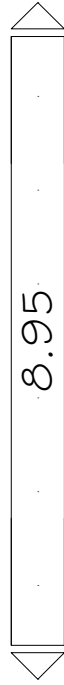
Rev Date Int



FIRST FLOOR PLAN



GROUND FLOOR PLAN



Plots: (as) 19

Plots: (opp) 20



PROJECT:
 PARCEL KMA & KMB, KINGSMERE
 BICESTER
 DRG TITLE:
 HOUSE TYPE H2 (4D1369)
 FLOOR PLANS

JOB NO: 1186 DRG NO: HT - W - H2-2

SCALE: 1:100 DRN BY: KF REV: -

DATE: 08/14 CKD BY: NN

▪ **The NOBLE Consultancy** ▪
 ▪ Architectural ▪ Planning ▪ Urban Design ▪ Landscaping ▪
 The Stables, Says Court Farm, Badminton Road
 Frampton Cotterell, South Gloucestershire, BS36 2NY
 ☐ T: 0844 7452033 ☐
 E: design@noble-consultancy.co.uk
 W: www.noble-consultancy.co.uk

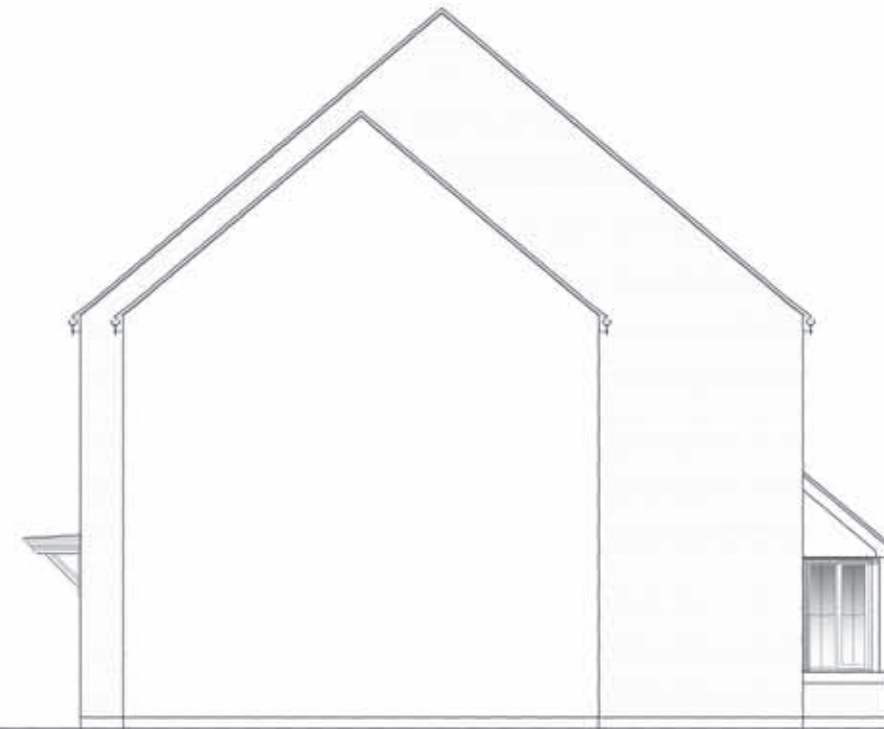
PARCEL KMA & KMB, KINGSMERE, BICESTER

HOUSE TYPE H3 : WHITELANDS

© This drawing and works depicted are copyright of The Noble Consultancy Ltd. and may not be reproduced or amended except by written permission. No liability will be accepted for amendments made by other persons.

0 1m 2m 3m 4m 5m Sheet Size
A3

Rev	Date	Int
A	12/11/14	PK
Brick verge and detail removed, Brick soldier heads added to windows. - as planners comments		




Plots: (as) 11

Plots: (opp) 12

FRONT ELEVATION

Note: All windows to front elevation to be clear glazed

SIDE ELEVATION



PROJECT:
PARCEL KMA & KMB, KINGSMERE
BICESTER

DRG TITLE:
HOUSE TYPE H3 (4D1369)
ELEVATIONS

JOB NO: 1186 DRG NO: HT - W - H3-1

SCALE: 1:100 DRN BY: KF REV: A

DATE: 08/14 CKD BY: NN

REAR ELEVATION

SIDE ELEVATION

■ The **NOBLE** Consultancy ■

■ Architectural ■ Planning ■ Urban Design ■ Landscaping ■
The Stables, Says Court Farm, Badminton Road
Frampton Cotterell, South Gloucestershire, BS36 2NY

□ T: 0844 7452033 □
E: design@noble-consultancy.co.uk
W: www.noble-consultancy.co.uk

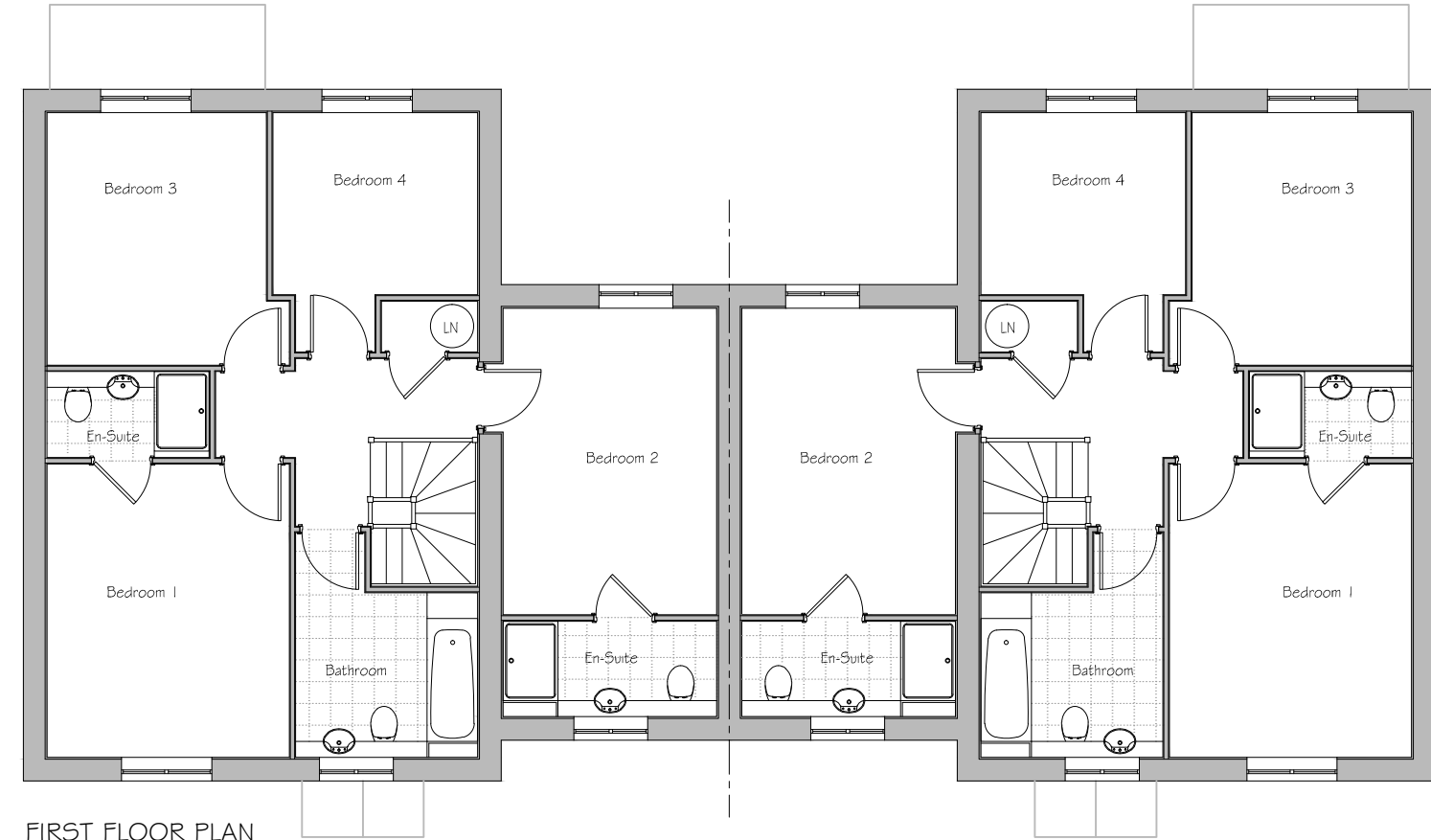
PARCEL KMA & KMB, KINGSMERE, BICESTER

HOUSE TYPE H3 : WHITELANDS

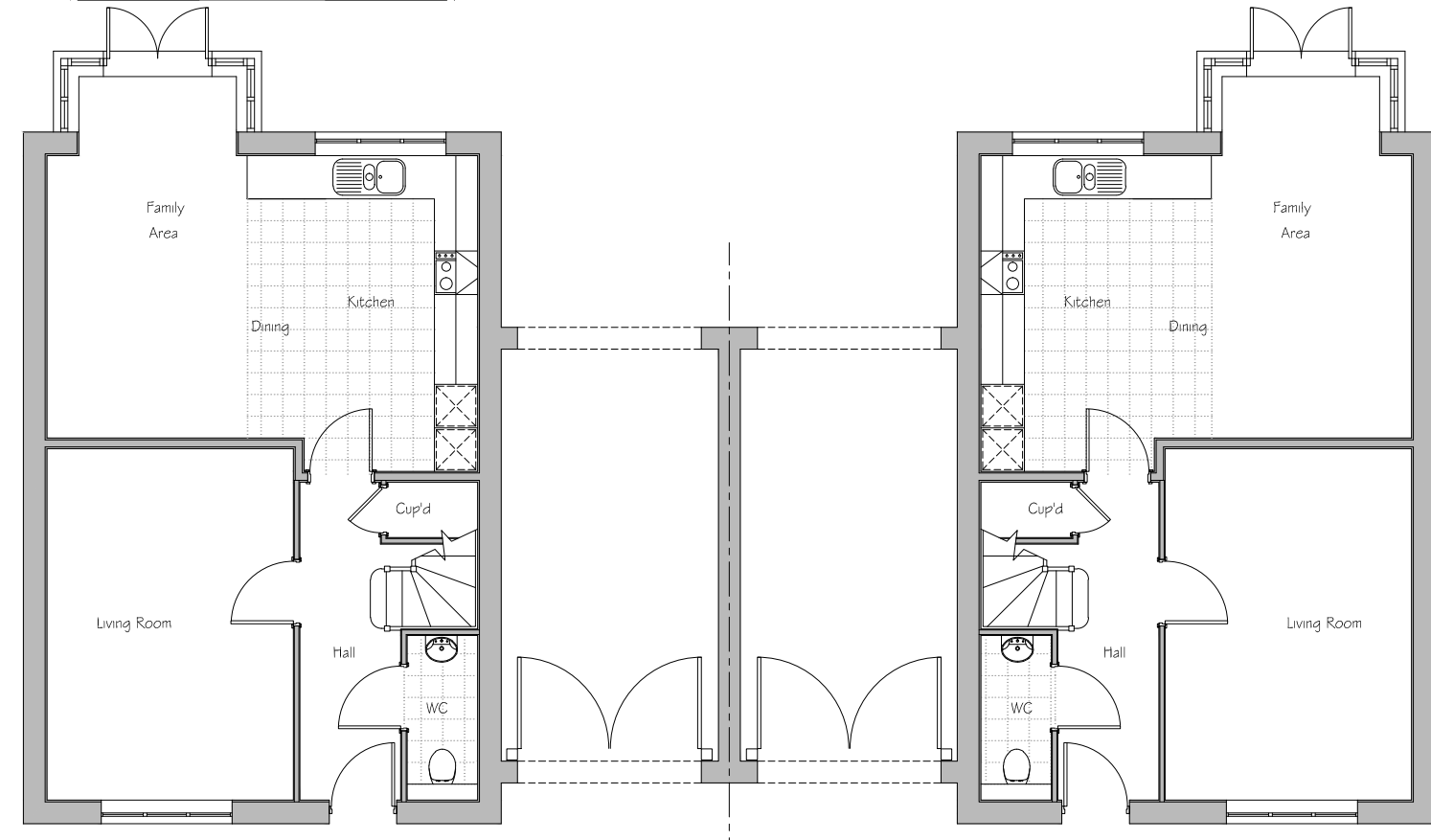

© This drawing and works depicted are copyright of The Noble Consultancy Ltd. and may not be reproduced or amended except by written permission. No liability will be accepted for amendments made by other persons.

0 1m 2m 3m 4m 5m Sheet Size
A3

Rev Date Int



FIRST FLOOR PLAN



GROUND FLOOR PLAN



Plots: (as) 11
Plots: (opp) 12



PROJECT:
PARCEL KMA & KMB, KINGSMERE
BICESTER

DRG TITLE:
HOUSE TYPE H3 (4D1369)
FLOOR PLANS

JOB NO: 1186 DRG NO: HT - W - H3-2

SCALE: 1:100 DRN BY: KF REV: -

DATE: 08/14 CKD BY: NN

▪ **The NOBLE Consultancy** ▪
 ▪ Architectural ▪ Planning ▪ Urban Design ▪ Landscaping ▪
 The Stables, Says Court Farm, Badminton Road
 Frampton Cotterell, South Gloucestershire, BS36 2NY
 ☐ T: 0844 7452033 ☐
 E: design@noble-consultancy.co.uk
 W: www.noble-consultancy.co.uk

PARCEL KMA & KMB, KINGSMERE, BICESTER

HOUSE TYPE K1 : WHITELANDS

© This drawing and works depicted are copyright of The Noble Consultancy Ltd. and may not be reproduced or amended except by written permission. No liability will be accepted for amendments made by other persons.



Rev Date Int
 A 16-11-2014 KR
 Front gable removed & internal layout amended.
 Brck detail removed & stone headers added.
 Floor area & plot numbers updated
 - all as planners comments.

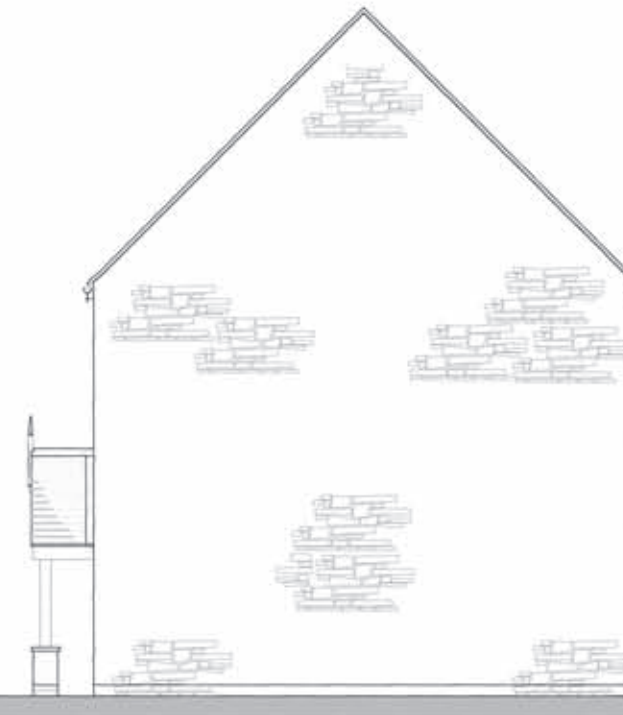


FIRST FLOOR PLAN



FRONT ELEVATION

Note: All windows to front elevation to be clear glazed



SIDE ELEVATION

Plots: (as) - 77

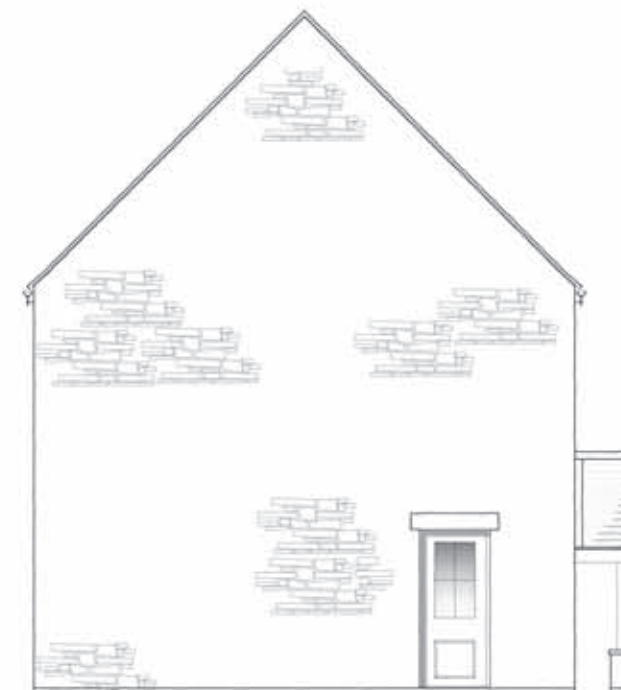
Plots: (opp)



GROUND FLOOR PLAN



REAR ELEVATION



SIDE ELEVATION



PROJECT:
 PARCEL KMA & KMB, KINGSMERE
 BICESTER

DRG TITLE:
 HOUSE TYPE K1 (4D1269)
 FLOOR PLANS & ELEVATIONS

JOB NO: 1186 DRG NO: HT - W - K1

SCALE: 1:100 DRN BY: TE REV: A

DATE: 08/14 CKD BY: NN

•The **NOBLE** Consultancy•

• Architectural • Planning • Urban Design • Landscaping •
 The Stables, Says Court Farm, Badminton Road
 Frampton Cotterell, South Gloucestershire, BS36 2NY
 T: 0844 7452033
 E: design@noble-consultancy.co.uk
 W: www.noble-consultancy.co.uk

PARCEL KMA & KMB, KINGSMERE, BICESTER

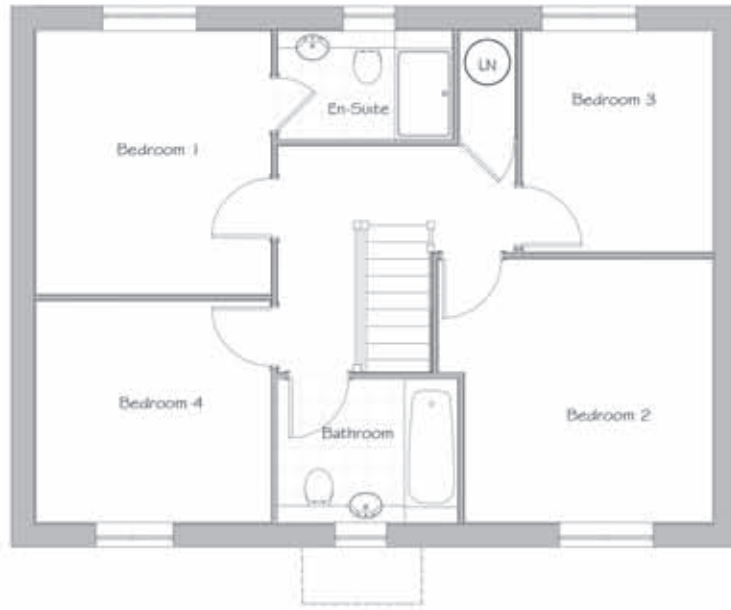
HOUSE TYPE K2 : WHITELANDS

© This drawing and works depicted are copyright of The Noble Consultancy Ltd. and may not be reproduced or amended except by written permission. No liability will be accepted for amendments made by other persons.



Rev	Date	Int
A	16-11-2014	KR

Front gable removed & internal layout amended.
Brck detail removed & stone headers added.
Floor area & plot numbers updated
- all as planners comments.




FIRST FLOOR PLAN



FRONT ELEVATION

Note: All windows to front elevation to be clear glazed



SIDE ELEVATION

Notes:-

- Roof material varies, refer to material schedule for details.
- Render colour varies, refer to material schedule for details.

Plots: (as) 26, 27 & 78

Plots: (opp) -



GROUND FLOOR PLAN



REAR ELEVATION



SIDE ELEVATION



PROJECT:
PARCEL KMA & KMB, KINGSMERE
BICESTER

DRG TITLE:
HOUSE TYPE K2 (4D1269)
FLOOR PLANS & ELEVATIONS

JOB NO: 1186 DRG NO: HT - W - K2

SCALE: 1:100 DRN BY: KF REV: A

DATE: 09/14 CKD BY: NN

•The **NOBLE** Consultancy•

• Architectural • Planning • Urban Design • Landscaping •
The Stables, Says Court Farm, Badminton Road
Frampton Cotterell, South Gloucestershire, BS36 2NY
T: 0844 7452033
E: design@noble-consultancy.co.uk
W: www.noble-consultancy.co.uk

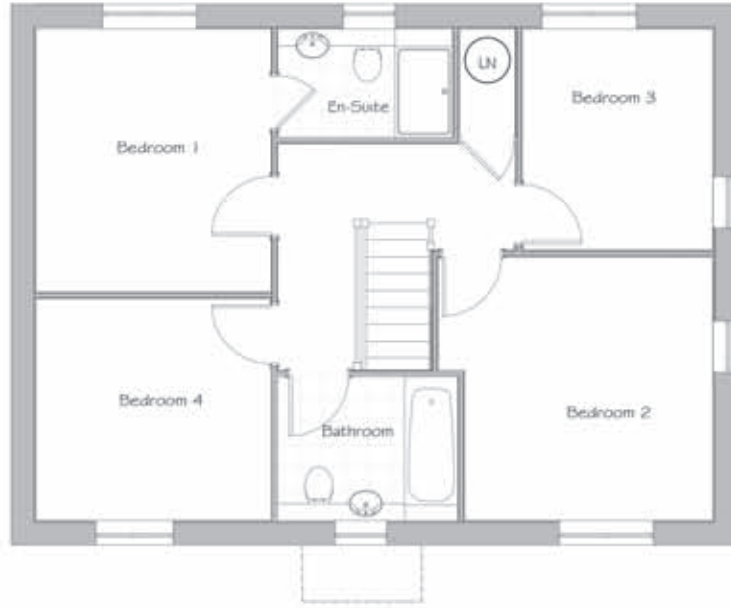
PARCEL KMA & KMB, KINGSMERE, BICESTER

HOUSE TYPE K3 : WHITELANDS

© This drawing and works depicted are copyright of The Noble Consultancy Ltd. and may not be reproduced or amended except by written permission. No liability will be accepted for amendments made by other persons.



Rev Date Int
 A 16-11-2014 KR
 Front gable removed & internal layout amended.
 Brck detail removed & stone headers added.
 Floor area & plot numbers updated
 - all as planners comments.



FIRST FLOOR PLAN



FRONT ELEVATION

Note: All windows to front elevation to be clear glazed



SIDE ELEVATION

Plots: (as) - 54

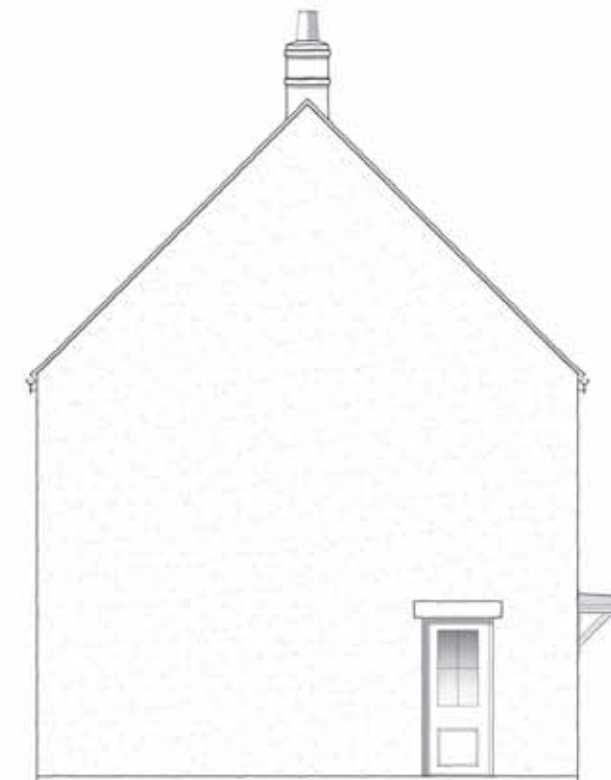
Plots: (opp)



GROUND FLOOR PLAN



REAR ELEVATION



SIDE ELEVATION



PROJECT:
 PARCEL KMA & KMB, KINGSMERE
 BICESTER

DRG TITLE:
 HOUSE TYPE K3 (4D1269)
 FLOOR PLANS & ELEVATIONS

JOB NO: 1186 DRG NO: HT - W - K3

SCALE: 1:100 DRN BY: KF REV: A

DATE: 09/14 CKD BY: NN

•The **NOBLE** Consultancy•

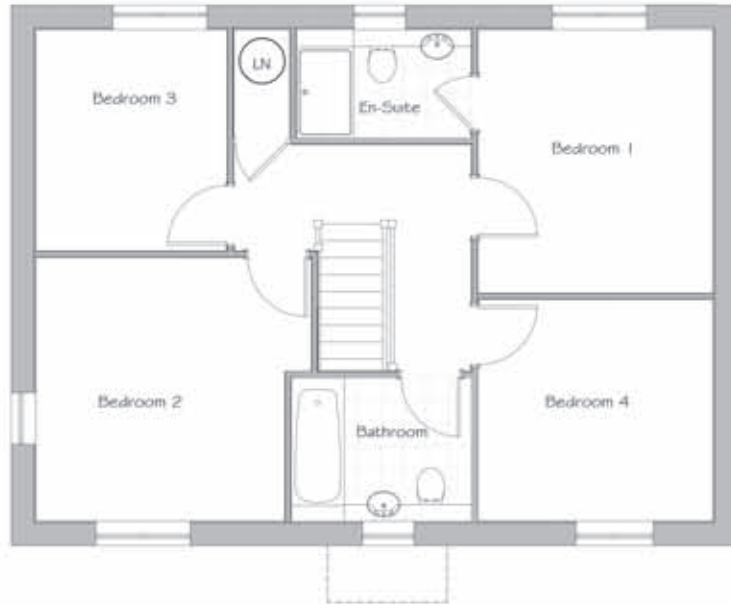
• Architectural • Planning • Urban Design • Landscaping •
 The Stables, Says Court Farm, Badminton Road
 Frampton Cotterell, South Gloucestershire, BS36 2NY
 T: 0844 7452033
 E: design@noble-consultancy.co.uk
 W: www.noble-consultancy.co.uk

PARCEL KMA & KMB, KINGSMERE, BICESTER

HOUSE TYPE K4 : WHITELANDS

© This drawing and works depicted are copyright of The Noble Consultancy Ltd. and may not be reproduced or amended except by written permission. No liability will be accepted for amendments made by other persons.

0 1m 2m 3m 4m 5m Sheet Size A3
 Rev Date Int



FIRST FLOOR PLAN



FRONT ELEVATION

Note: All windows to front elevation to be clear glazed



SIDE ELEVATION

Notes:-
 - Render colour varies, refer to material schedule for details.

Plots: (as) - 24

Plots: (opp) -



GROUND FLOOR PLAN



REAR ELEVATION



SIDE ELEVATION



PROJECT:
 PARCEL KMA & KMB, KINGSMERE
 BICESTER

DRG TITLE:
 HOUSE TYPE K4 (4D1269)
 FLOOR PLANS & ELEVATIONS

JOB NO: 1186 DRG NO: HT - W - K4

SCALE: 1:100 DRN BY: KF REV: -

DATE: 11/14 CKD BY: NN

▪ **The NOBLE Consultancy** ▪
 ▪ Architectural ▪ Planning ▪ Urban Design ▪ Landscaping ▪
 The Stables, Says Court Farm, Badminton Road
 Frampton Cotterell, South Gloucestershire, BS36 2NY
 □ T: 0844 7452033 □
 E: design@noble-consultancy.co.uk
 W: www.noble-consultancy.co.uk

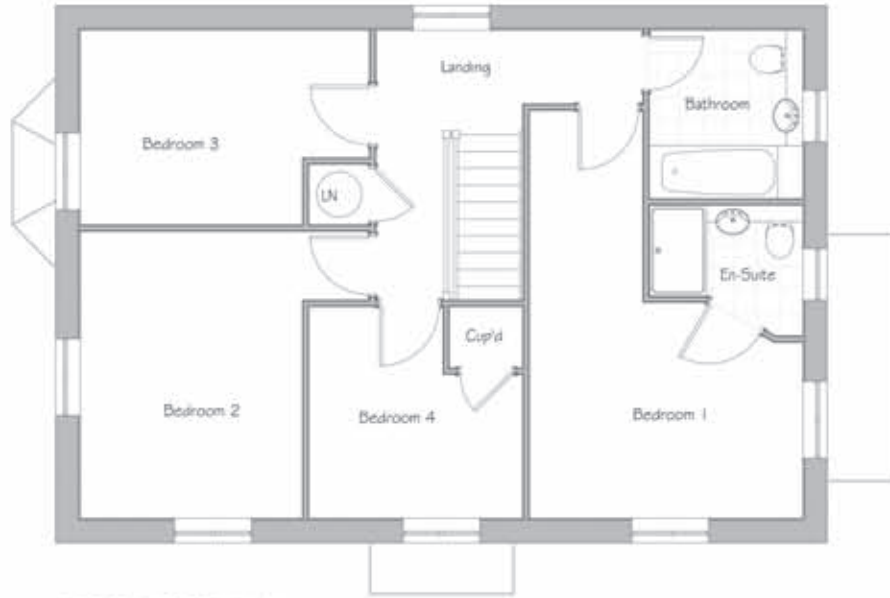
PARCEL KMA & KMB, KINGSMERE, BICESTER

HOUSE TYPE L1 : WHITELANDS

© This drawing and works depicted are copyright of The Noble Consultancy Ltd. and may not be reproduced or amended except by written permission. No liability will be accepted for amendments made by other persons.

0 1m 2m 3m 4m 5m Sheet Size
A3

Rev: A Date: 12/11/14 Init: PK
Stone heads added to windows and door.
- as client instruction



FIRST FLOOR PLAN



FRONT ELEVATION

SIDE ELEVATION

Plots: (as) 44, 46 & 55

Plots: (opp)



GROUND FLOOR PLAN



REAR ELEVATION

SIDE ELEVATION



PROJECT:
PARCEL KMA & KMB, KINGSMERE
BICESTER
DRG TITLE:
HOUSE TYPE L1 (4D1371)
FLOOR PLANS & ELEVATIONS

JOB NO: 1186 DRG NO: HT - W - L1
SCALE: 1:100 DRN BY: KF REV: A
DATE: 08/14 CKD BY: NN

▪ **The NOBLE Consultancy** ▪
▪ Architectural ▪ Planning ▪ Urban Design ▪ Landscaping ▪
The Stables, Says Court Farm, Badminton Road
Frampton Cotterell, South Gloucestershire, BS36 2NY
T: 0844 7452033
E: design@noble-consultancy.co.uk
W: www.noble-consultancy.co.uk

PARCEL KMA & KMB, KINGSMERE, BICESTER

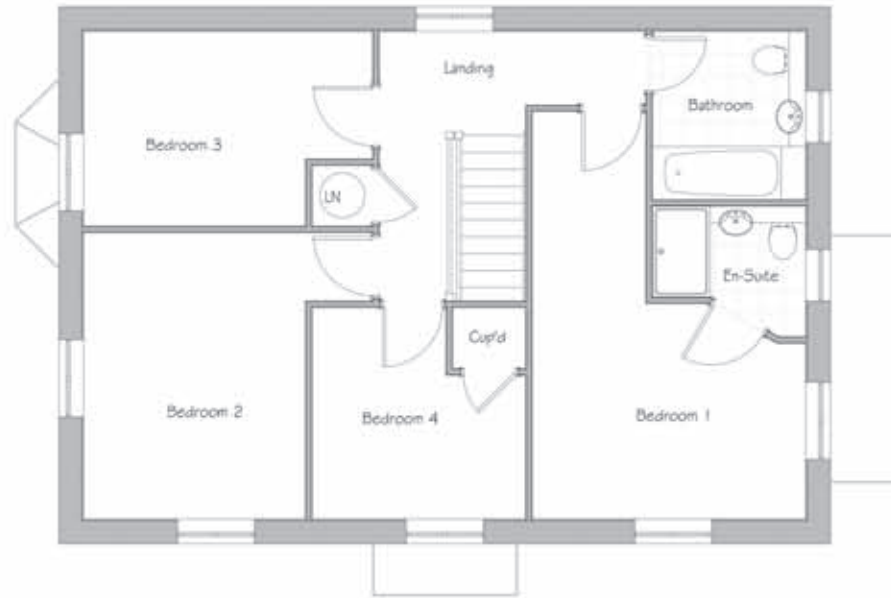
HOUSE TYPE L2 : WHITELANDS

© The drawing and works depicted are copyright of The Noble Consultancy Ltd. and may not be reproduced or amended except by written permission. No liability will be accepted for amendments made by other persons.



Rev	Date	Init
A	12/11/14	PK

Brick verge and detail removed, Stone heads added to windows and door.
- as planners comments



FIRST FLOOR PLAN



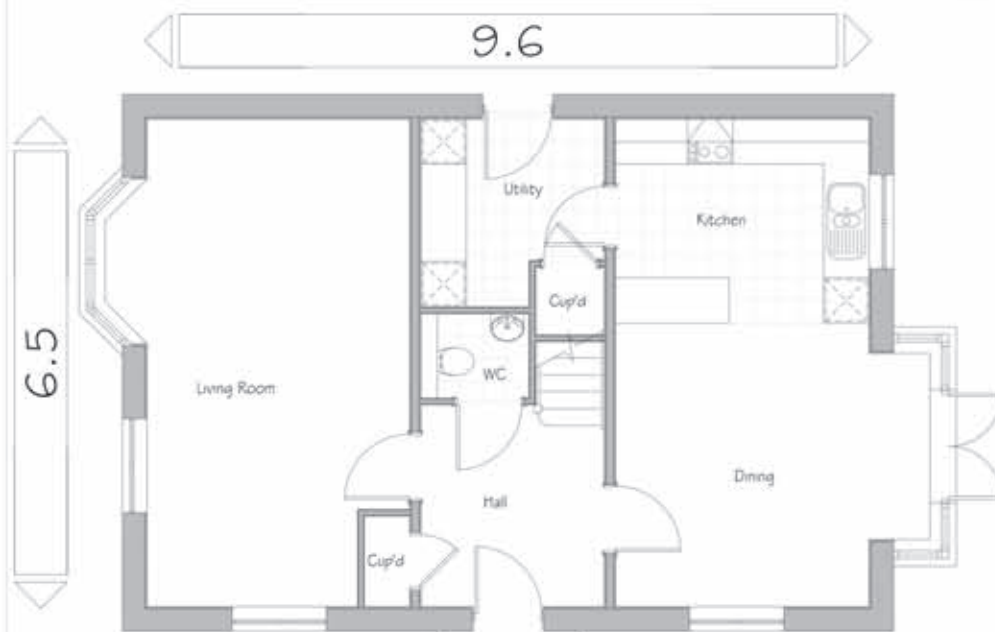
FRONT ELEVATION

SIDE ELEVATION

Notes:-
- Roof material varies, refer to material schedule for details.

Plots: (as) 48

Plots: (opp) 62



GROUND FLOOR PLAN



REAR ELEVATION

SIDE ELEVATION



PROJECT:
PARCEL KMA & KMB, KINGSMERE
BICESTER

DRG TITLE:
HOUSE TYPE L2 (4D1371)
FLOOR PLANS & ELEVATIONS

JOB NO: 1186 DRG NO: HT - W - L2

SCALE: 1:100 DRN BY: KF REV: A

DATE: 08/14 CKD BY: NN

•The **NOBLE** Consultancy•

• Architectural • Planning • Urban Design • Landscaping •
The Stables, Says Court Farm, Badminton Road
Frampton Cotterell, South Gloucestershire, BS36 2NY

T: 0844 7452033
E: design@noble-consultancy.co.uk
W: www.noble-consultancy.co.uk

PARCEL KMA & KMB, KINGSMERE, BICESTER

HOUSE TYPE M1 : WHITELANDS

© The drawing and works depicted are copyright of The Noble Consultancy Ltd. and may not be reproduced or amended except by written permission. No liability will be accepted for amendments made by other persons.

0 1m 2m 3m 4m 5m **Sheet Size**
A3

Rev	Date	Init
A	16-11-2014	KR

Front gable removed & internal layout amended.
Brick detail removed. Stone headers & plynth added.
Floor area & plot numbers updated
- all as planners comments.



FRONT ELEVATION

SIDE ELEVATION



REAR ELEVATION

SIDE ELEVATION

Notes:-

- Roof material varies, refer to material schedule for details.
- For render colour refer to material schedule for details.

Plots: (as) 3, 16, 68, 72, 152
& 161

Plots: (opp) 18, 66, 71 & 139



PROJECT:
PARCEL KMA & KMB, KINGSMERE
BICESTER

DRG TITLE:
HOUSE TYPE M1 (4D1359)
ELEVATIONS

JOB NO: 1186 DRG NO: HT - W - M1 - 1

SCALE: 1:100 DRN BY: KF REV: A

DATE: 08/14 CKD BY: NN

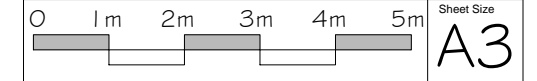
▪The **NOBLE** Consultancy▪

▪ Architectural ▪ Planning ▪ Urban Design ▪ Landscaping ▪
The Stables, Says Court Farm, Badminton Road
Frampton Cotterell, South Gloucestershire, BS36 2NY
T: 0844 7452033
E: design@noble-consultancy.co.uk
W: www.noble-consultancy.co.uk

PARCEL KMA & KMB, KINGSMERE, BICESTER

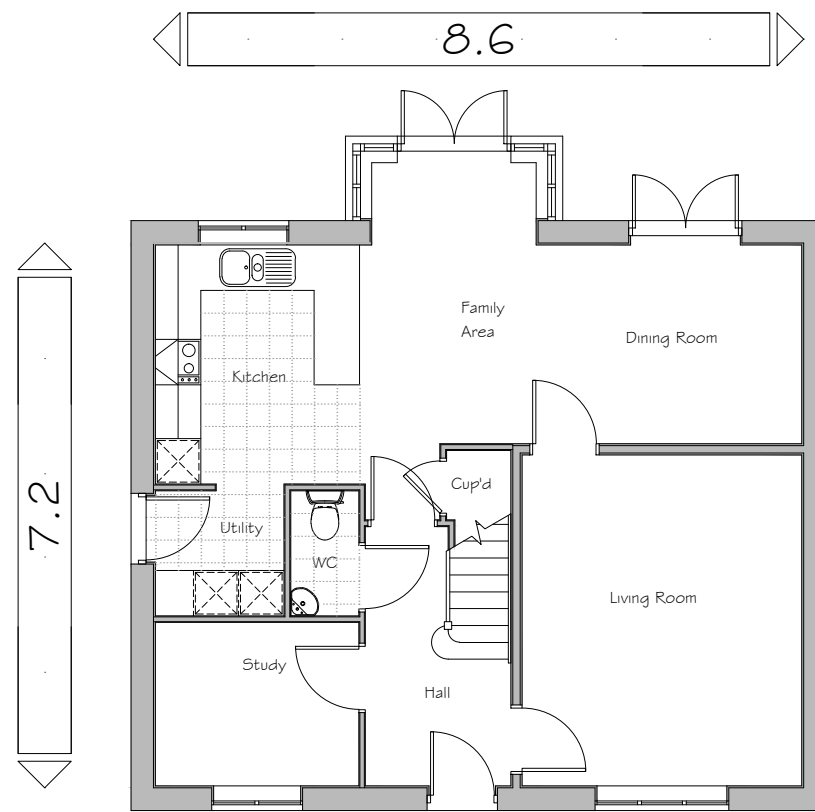
HOUSE TYPE M1 : WHITELANDS

© This drawing and works depicted are copyright of The Noble Consultancy Ltd. and may not be reproduced or amended except by written permission. No liability will be accepted for amendments made by other persons.

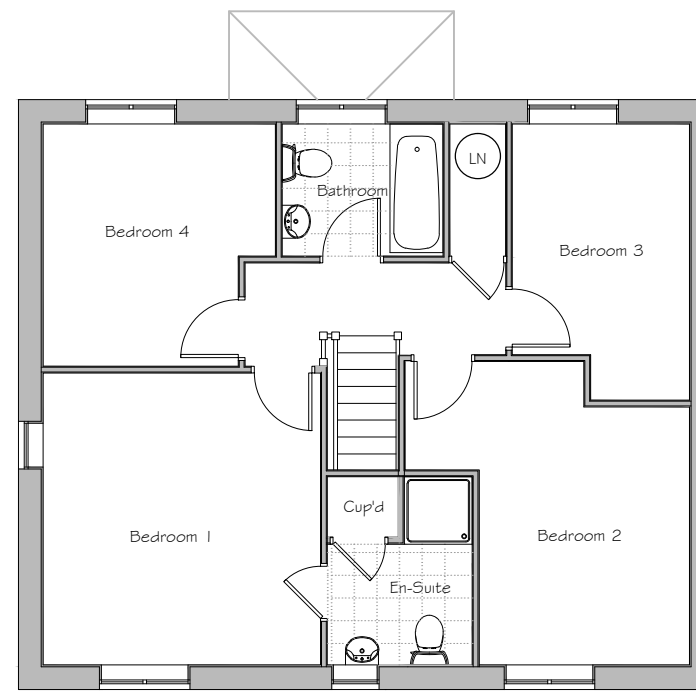


Rev	Date	Init
A	16-11-2014	KR

Front gable removed & internal layout amended.
Brick detail removed. Stone headers & plynth added.
Floor area & plot numbers updated
- all as planners comments.



GROUND FLOOR PLAN



FIRST FLOOR PLAN

Plots: (as) 3, 16, 68, 72, 152
& 161

Plots: (opp) 18, 66, 71 & 139



PROJECT:
PARCEL KMA & KMB, KINGSMERE
BICESTER

DRG TITLE:
HOUSE TYPE M1 (4D1359)
FLOOR PLANS

JOB NO: 1186 DRG NO: HT - W - M1 - 2

SCALE: 1:100 DRN BY: KF REV: A

DATE: 08/14 CKD BY: NN

▪The **NOBLE** Consultancy▪
 ▪ Architectural ▪ Planning ▪ Urban Design ▪ Landscaping ▪
 The Stables, Says Court Farm, Badminton Road
 Frampton Cotterell, South Gloucestershire, BS36 2NY
 □ T: 0844 7452033 □
 E: design@noble-consultancy.co.uk
 W: www.noble-consultancy.co.uk

PARCEL KMA & KMB, KINGSMERE, BICESTER

HOUSE TYPE M2 : WHITELANDS

© This drawing and works depicted are copyright of The Noble Consultancy Ltd. and may not be reproduced or amended except by written permission. No liability will be accepted for amendments made by other persons.



Rev	Date	Int
A	16-11-2014	KR

Front gable removed & internal layout amended.
Brick detail removed & soldier courses added. Floor area & plot numbers updated - as planners comments.



FRONT ELEVATION

SIDE ELEVATION



REAR ELEVATION

SIDE ELEVATION

Plots: (as) 76

Plots: (opp) 158



PROJECT:
PARCEL KMA & KMB, KINGSMERE
BICESTER
DRG TITLE:
HOUSE TYPE M2 (4D | 359)
ELEVATIONS

JOB NO: 1186 DRG NO: HT - W - M2 - 1

SCALE: 1:100 DRN BY: PK REV: A

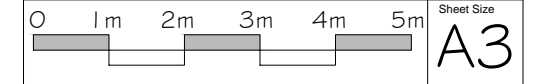
DATE: 09/14 CKD BY: NN

▪ **The NOBLE Consultancy** ▪
 ▪ Architectural ▪ Planning ▪ Urban Design ▪ Landscaping ▪
 The Stables, Says Court Farm, Badminton Road
 Frampton Cotterell, South Gloucestershire, BS36 2NY
 T: 0844 7452033
 E: design@noble-consultancy.co.uk
 W: www.noble-consultancy.co.uk

PARCEL KMA & KMB, KINGSMERE, BICESTER

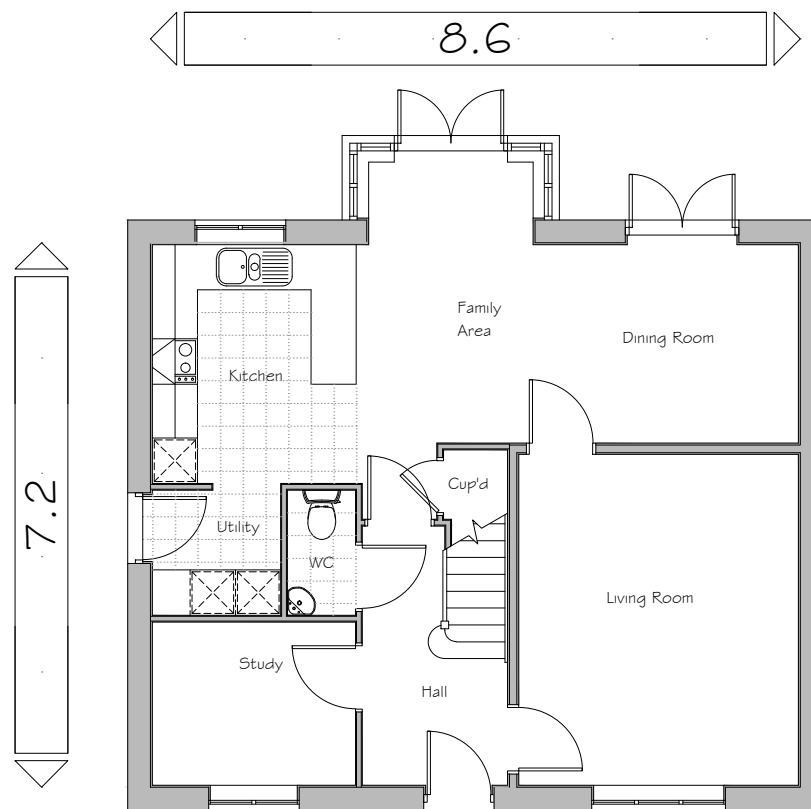
HOUSE TYPE M2 : WHITELANDS

© This drawing and works depicted are copyright of The Noble Consultancy Ltd. and may not be reproduced or amended except by written permission. No liability will be accepted for amendments made by other persons.

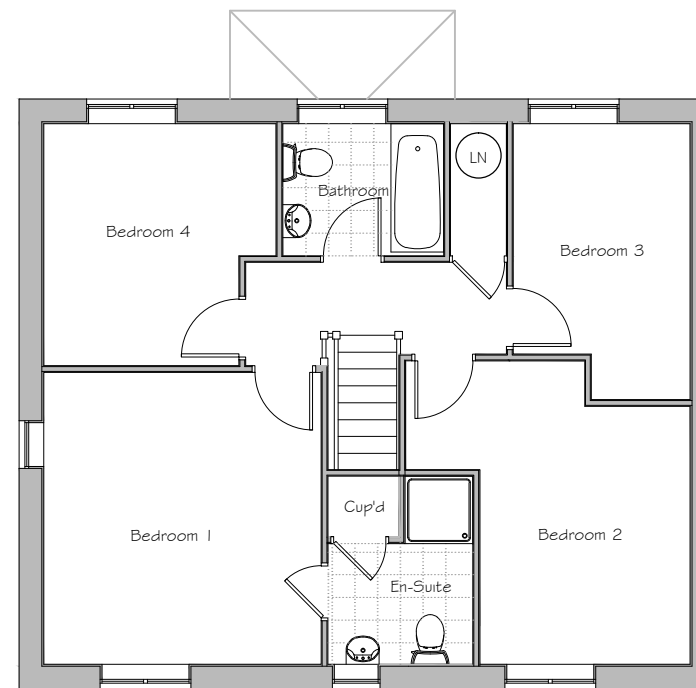


Rev	Date	Init
A	16-11-2014	KR

Front gable removed & internal layout amended.
Brick detail removed & soldier courses added. Floor area & plot numbers updated - as planners comments.



GROUND FLOOR PLAN



FIRST FLOOR PLAN

Plots: (as) 76

Plots: (opp) 158



PROJECT:
PARCEL KMA & KMB, KINGSMERE
BICESTER

DRG TITLE:
HOUSE TYPE M2 (4D | 359)
FLOOR PLANS

JOB NO: 1186 DRG NO: HT - W - M2 - 2

SCALE: 1:100 DRN BY: PK REV: A

DATE: 09/14 CKD BY: NN

▪ **The NOBLE Consultancy** ▪
 ▪ Architectural ▪ Planning ▪ Urban Design ▪ Landscaping ▪
 The Stables, Says Court Farm, Badminton Road
 Frampton Cotterell, South Gloucestershire, BS36 2NY
 □ T: 0844 7452033 □
 E: design@noble-consultancy.co.uk
 W: www.noble-consultancy.co.uk

PARCEL KMA & KMB, KINGSMERE, BICESTER

HOUSE TYPE M3 : WHITELANDS

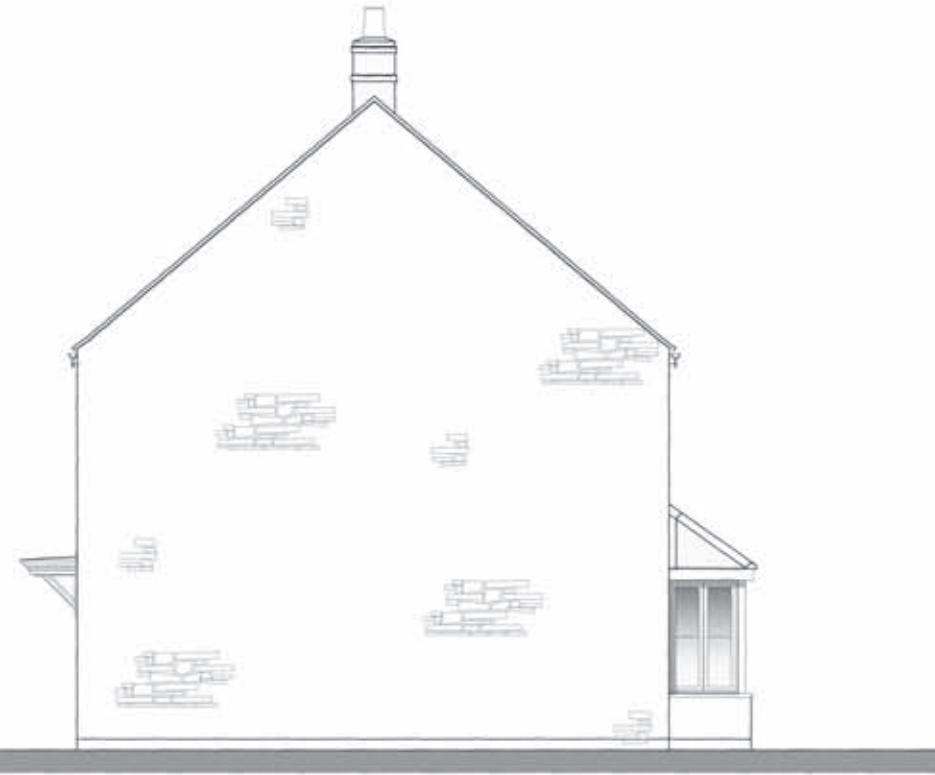
© This drawing and works depicted are copyright of The Noble Consultancy Ltd. and may not be reproduced or amended except by written permission. No liability will be accepted for amendments made by other persons.

0 1m 2m 3m 4m 5m **Sheet Size A3**

Rev Date Init
 A 16-11-2014 KR
 Front gable removed & internal layout amended.
 Brick detail removed. Floor area & plot numbers updated - all as planners comments.



FRONT ELEVATION



SIDE ELEVATION



REAR ELEVATION



SIDE ELEVATION

Plots: (as) - 164

Plots: (opp) - 15 & 75



PROJECT:
 PARCEL KMA & KMB, KINGSMERE
 BICESTER

DRG TITLE:
 HOUSE TYPE M3 (4D | 359)
 ELEVATIONS

JOB NO: 1186 DRG NO: HT - W - M3 - 1

SCALE: 1:100 DRN BY: PK REV: A

DATE: 09/14 CKD BY: NN

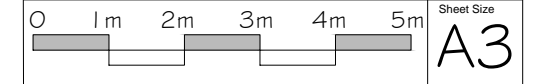
▪ The **NOBLE** Consultancy ▪

▪ Architectural ▪ Planning ▪ Urban Design ▪ Landscaping ▪
 The Stables, Says Court Farm, Badminton Road
 Frampton Cotterell, South Gloucestershire, BS36 2NY
 T: 0844 7452033
 E: design@noble-consultancy.co.uk
 W: www.noble-consultancy.co.uk

PARCEL KMA & KMB, KINGSMERE, BICESTER

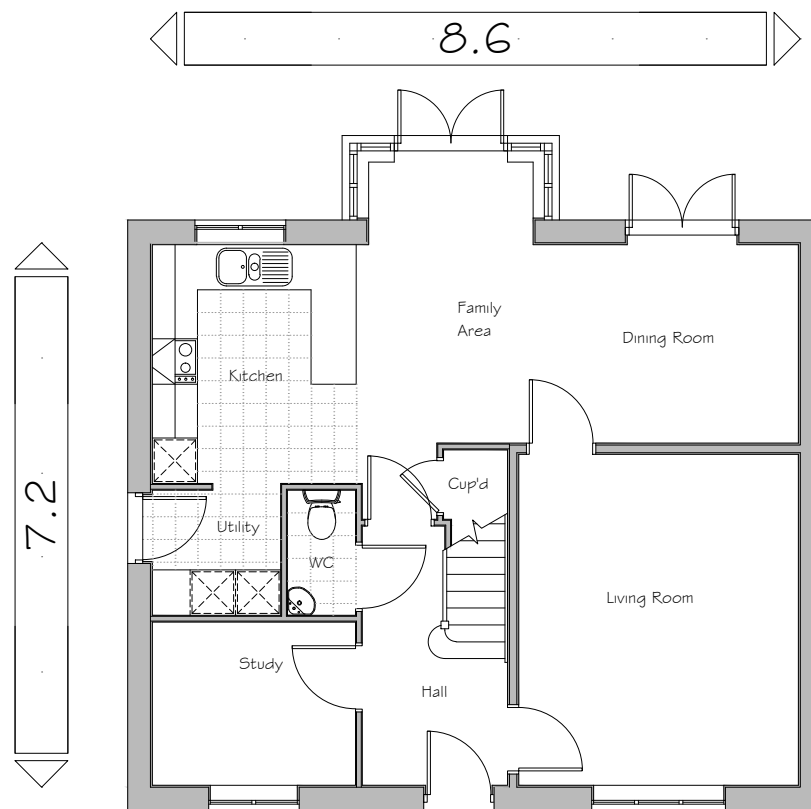
HOUSE TYPE M3 : WHITELANDS

© This drawing and works depicted are copyright of The Noble Consultancy Ltd. and may not be reproduced or amended except by written permission. No liability will be accepted for amendments made by other persons.

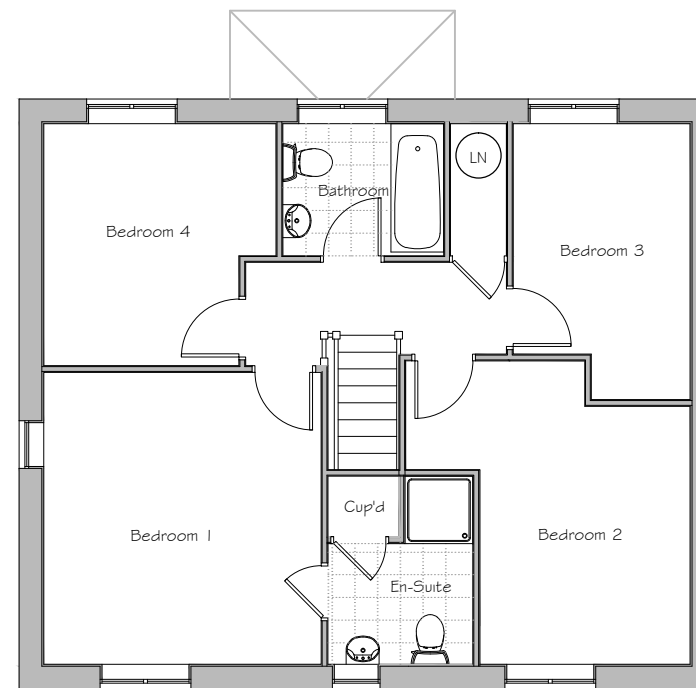


Rev	Date	Init
A	16-11-2014	KR

Front gable removed & internal layout amended.
Brick detail removed. Floor area & plot numbers updated - all as planners comments.



GROUND FLOOR PLAN



FIRST FLOOR PLAN

Plots: (as) - 164

Plots: (opp) - 15 & 75



PROJECT:
PARCEL KMA & KMB, KINGSMERE
BICESTER

DRG TITLE:
HOUSE TYPE M3 (4D | 359)
FLOOR PLANS

JOB NO: 1186 DRG NO: HT - W - M3 - 2

SCALE: 1:100 DRN BY: PK REV: A

DATE: 09/14 CKD BY: NN

▪ The **NOBLE** Consultancy ▪

▪ Architectural ▪ Planning ▪ Urban Design ▪ Landscaping ▪
The Stables, Says Court Farm, Badminton Road
Frampton Cotterell, South Gloucestershire, BS36 2NY
□ T: 0844 7452033 □
E: design@noble-consultancy.co.uk
W: www.noble-consultancy.co.uk

PARCEL KMA & KMB, KINGSMERE, BICESTER

HOUSE TYPE N1 : WHITELANDS

© The drawing and works depicted are copyright of The Noble Consultancy Ltd. and may not be reproduced or amended except by written permission. No liability will be accepted for amendments made by other persons.

0 1m 2m 3m 4m 5m Sheet Size
A3

Rev	Date	Int:
A	12/11/14	PK
Door colour amended.		
- as client instruction		



FRONT ELEVATION

Note: All windows to front elevation to be clear glazed

SIDE ELEVATION

Notes:-

- Roof material varies, refer to material schedule for details.

Plots: (as) 14, 63, 74

Plots: (opp)



PROJECT:
PARCEL KMA & KMB, KINGSMERE
BICESTER

DRG TITLE:
HOUSE TYPE N1 (4D1564)
ELEVATIONS

JOB NO: 1186 DRG NO: HT - W - N1 - 1

SCALE: 1:100 DRN BY: PK REV: A

DATE: 09/14 CKD BY: NN



REAR ELEVATION

SIDE ELEVATION

▪ **The NOBLE Consultancy** ▪

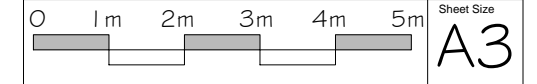
▪ Architectural ▪ Planning ▪ Urban Design ▪ Landscaping ▪
The Stables, Says Court Farm, Badminton Road
Frampton Cotterell, South Gloucestershire, BS36 2NY

T: 0844 7452033
E: design@noble-consultancy.co.uk
W: www.noble-consultancy.co.uk

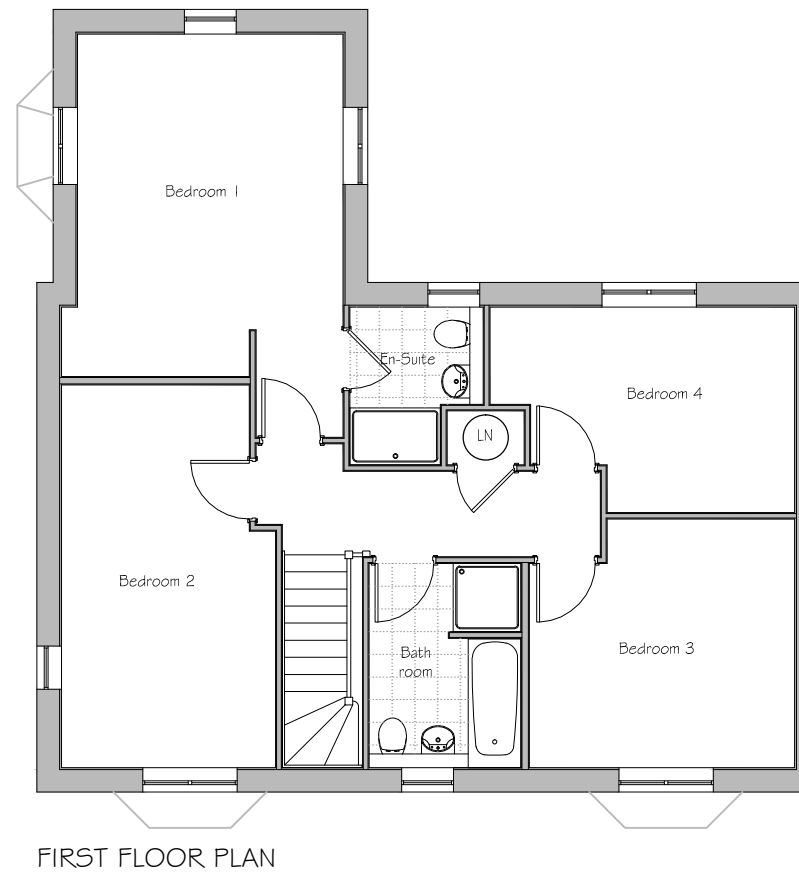
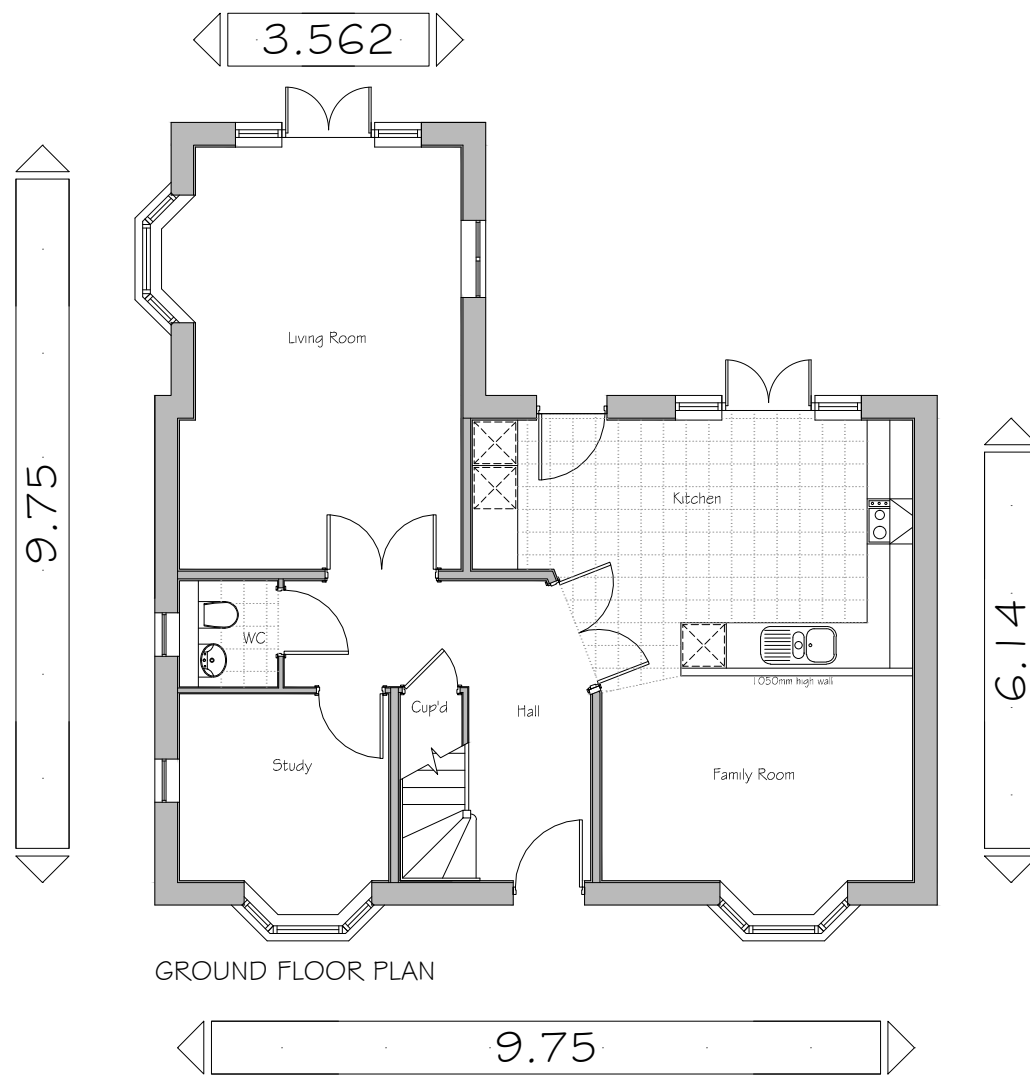
PARCEL KMA & KMB, KINGSMERE, BICESTER

HOUSE TYPE N1 : WHITELANDS

© This drawing and works depicted are copyright of The Noble Consultancy Ltd. and may not be reproduced or amended except by written permission. No liability will be accepted for amendments made by other persons.



Rev	Date	Init
A	12/11/14	PK
Plot numbers updated.		



Plots: (as) 14, 63 & 74

Plots: (opp)



PROJECT:
HIGH STREET, BLUNSDON

DRG TITLE:
HOUSE TYPE N1 (4D1564)
FLOOR PLANS

JOB NO: 1186 DRG NO: HT - W - N1 - 2

SCALE: 1:100 DRN BY: PK REV: A

DATE: 09/14 CKD BY: NN

▪ **The NOBLE Consultancy** ▪
 ▪ Architectural ▪ Planning ▪ Urban Design ▪ Landscaping ▪
 The Stables, Says Court Farm, Badminton Road
 Frampton Cotterell, South Gloucestershire, BS36 2NY
 □ T: 0844 7452033 □
 E: design@noble-consultancy.co.uk
 W: www.noble-consultancy.co.uk

PARCEL KMA & KMB, KINGSMERE, BICESTER

HOUSE TYPE N2 : WHITELANDS

© The drawing and works depicted are copyright of The Noble Consultancy Ltd. and may not be reproduced or amended except by written permission. No liability will be accepted for amendments made by other persons.

0 1m 2m 3m 4m 5m **Sheet Size A3**

Rev	Date	Init
A	12/11/14	PK

Brick verge and detail removed, Brick heads added to windows and door. Window style amended, Handings amended.
- as client instruction



FRONT ELEVATION

Note: All windows to front elevation to be clear glazed

SIDE ELEVATION

Plots: (as) 6 & 8

Plots: (opp) 165



REAR ELEVATION

SIDE ELEVATION

PROJECT:
PARCEL KMA & KMB, KINGSMERE
BICESTER

DRG TITLE:
HOUSE TYPE N2 (4D1564)
ELEVATIONS

JOB NO: 1186 DRG NO: HT - W - N2 - 1

SCALE: 1:100 DRN BY: PK REV: A

DATE: 09/14 CKD BY: NN

•The **NOBLE** Consultancy•

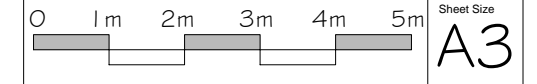
• Architectural • Planning • Urban Design • Landscaping •
The Stables, Says Court Farm, Badminton Road
Frampton Cotterell, South Gloucestershire, BS36 2NY

T: 0844 7452033
E: design@noble-consultancy.co.uk
W: www.noble-consultancy.co.uk

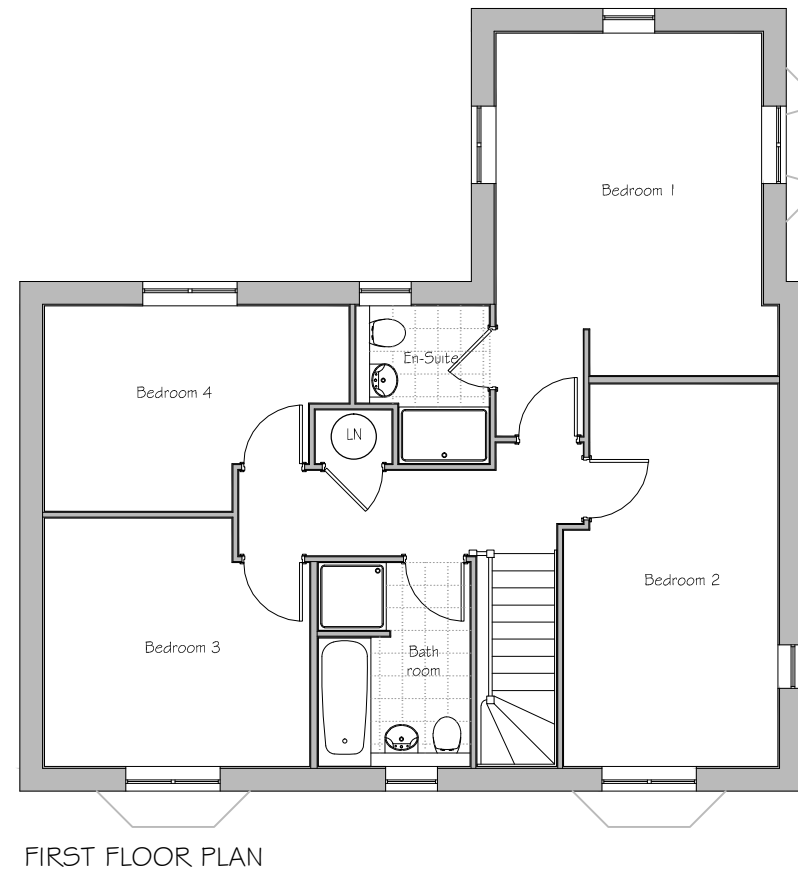
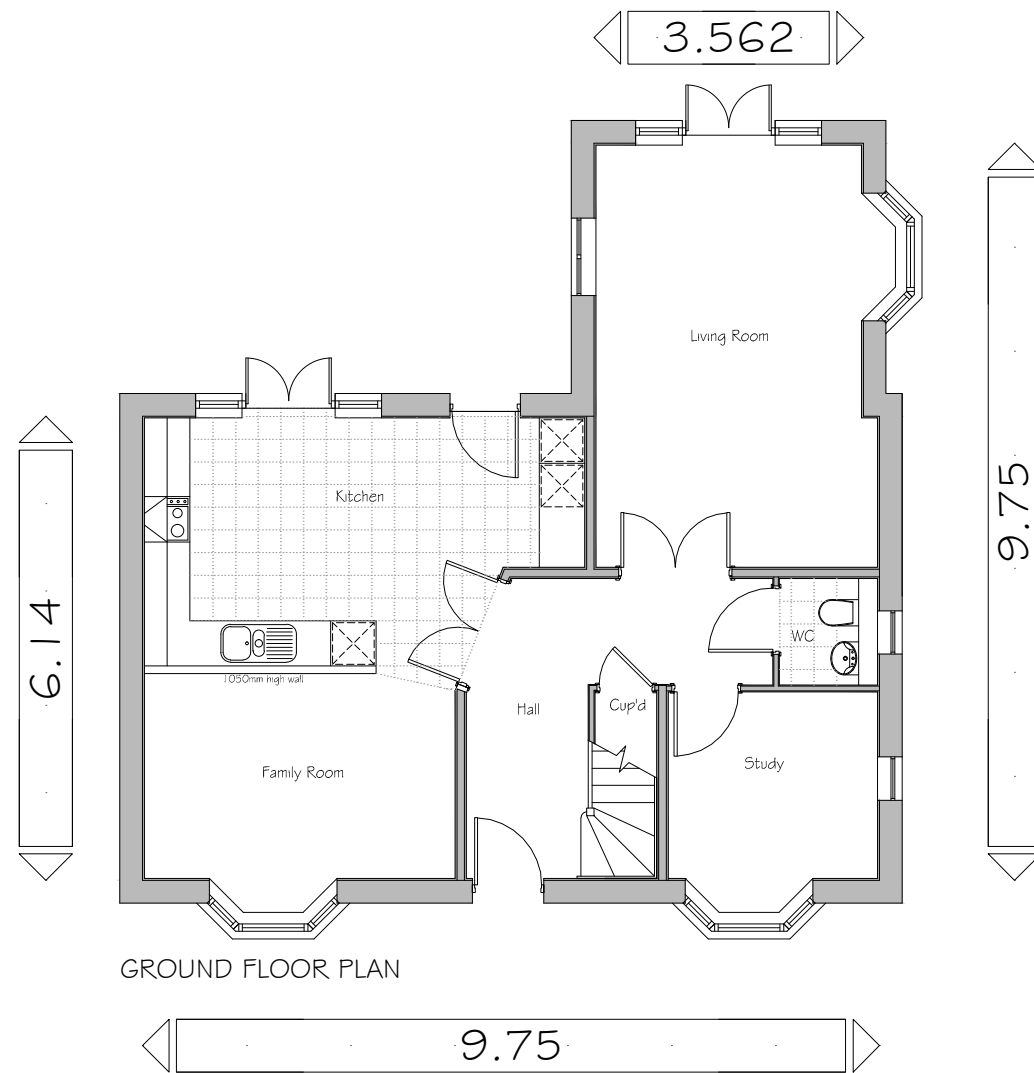
PARCEL KMA & KMB, KINGSMERE, BICESTER

HOUSE TYPE N2 : WHITELANDS

© This drawing and works depicted are copyright of The Noble Consultancy Ltd. and may not be reproduced or amended except by written permission. No liability will be accepted for amendments made by other persons.



Rev	Date	Init
A	12/11/14	PK
Handings amended. - as client instruction		



Plots: (as) 6 & 8

Plots: (opp) 1 & 5



PROJECT:
PARCEL KMA & KMB, KINGSMERE
BICESTER

DRG TITLE:
HOUSE TYPE N2 (4D1564)
FLOOR PLANS

JOB NO: 1186 DRG NO: HT - W - N2 - 2

SCALE: 1:100 DRN BY: PK REV: A

DATE: 09/14 CKD BY: NN

▪ **The NOBLE Consultancy** ▪
 ▪ Architectural ▪ Planning ▪ Urban Design ▪ Landscaping ▪
 The Stables, Says Court Farm, Badminton Road
 Frampton Cotterell, South Gloucestershire, BS36 2NY
 □ T: 0844 7452033 □
 E: design@noble-consultancy.co.uk
 W: www.noble-consultancy.co.uk

PARCEL KMA & KMB, KINGSMERE, BICESTER

HOUSE TYPE N3 : WHITELANDS

© This drawing and works depicted are copyright of The Noble Consultancy Ltd. and may not be reproduced or amended except by written permission. No liability will be accepted for amendments made by other persons.



Rev	Date	Int
A	12/11/14	PK

Brick verge and detail removed, Stone heads added to windows and door, - as client instruction



FRONT ELEVATION

Note: All windows to front elevation to be clear glazed

SIDE ELEVATION

Notes:-
- Roof material varies, refer to material schedule for details.

Plots: (as) 25, 53, 67, 96 & 147

Plots: (opp) 17 & 69



REAR ELEVATION

SIDE ELEVATION

PROJECT:
PARCEL KMA & KMB, KINGSMERE
BICESTER

DRG TITLE:
HOUSE TYPE N3 (4D1564)
ELEVATIONS

JOB NO: 1186 DRG NO: HT - W - N3 - 1

SCALE: 1:100 DRN BY: PK REV: A

DATE: 09/14 CKD BY: NN

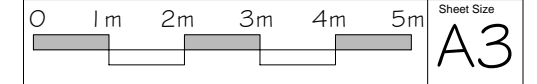
•The **NOBLE** Consultancy•

• Architectural • Planning • Urban Design • Landscaping •
The Stables, Says Court Farm, Badminton Road
Frampton Cotterell, South Gloucestershire, BS36 2NY
T: 0844 7452033
E: design@noble-consultancy.co.uk
W: www.noble-consultancy.co.uk

PARCEL KMA & KMB, KINGSMERE, BICESTER

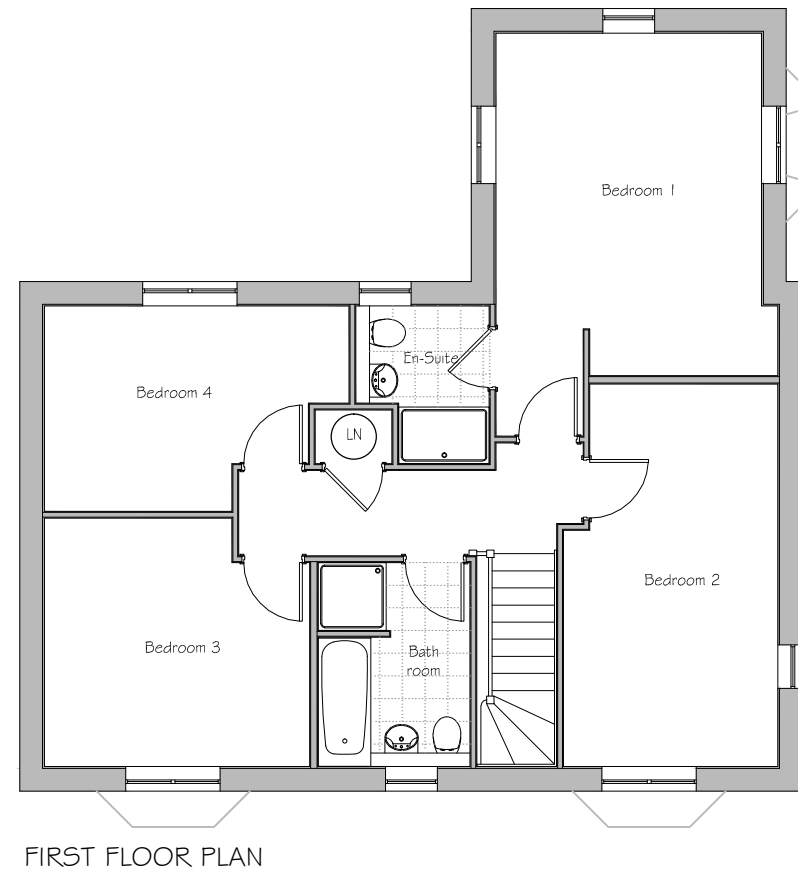
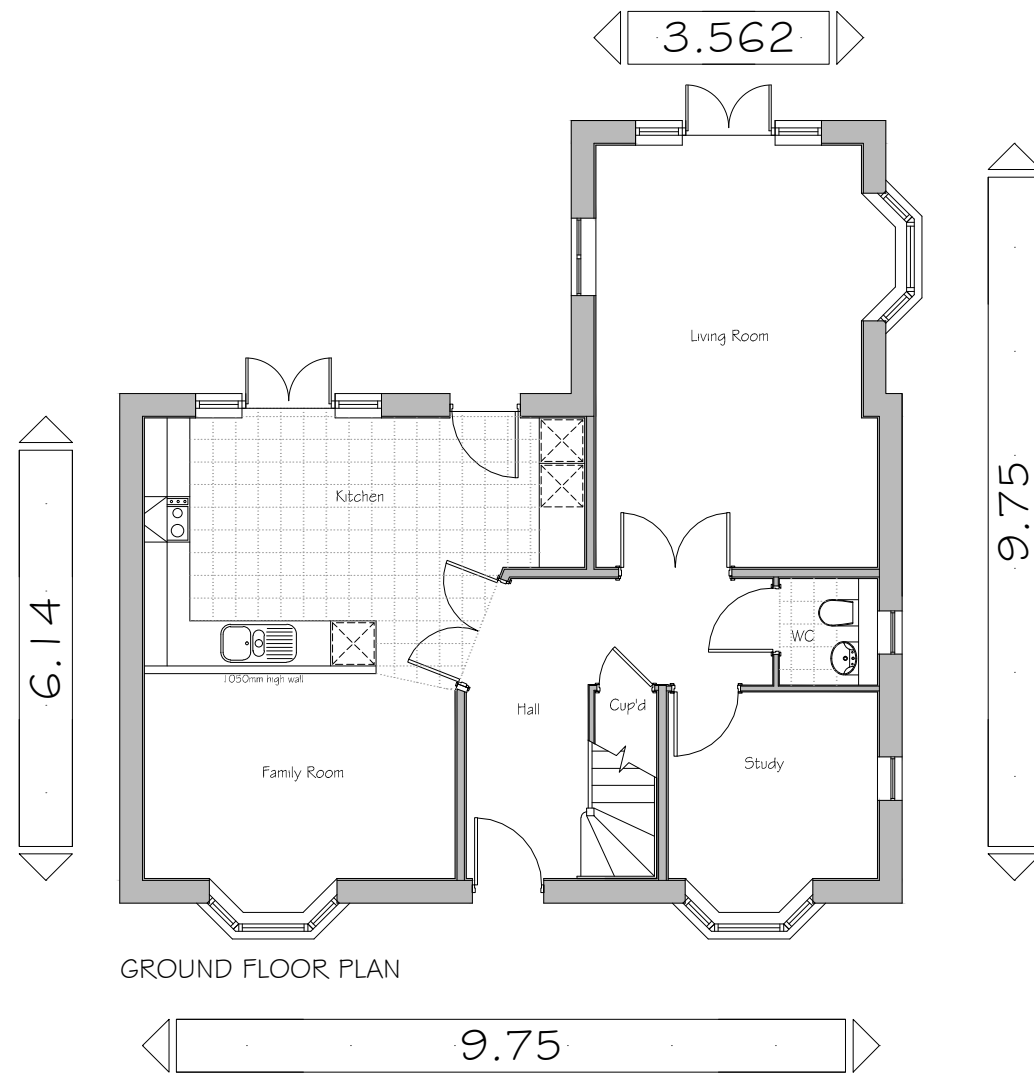
HOUSE TYPE N3 : WHITELANDS

© This drawing and works depicted are copyright of The Noble Consultancy Ltd. and may not be reproduced or amended except by written permission. No liability will be accepted for amendments made by other persons.



Rev	Date	Init
A	12/11/14	PK

Plot numbers updated.



Plots: (as) 53, 67, 96 & 147

Plots: (opp) 17 & 69



PROJECT:
PARCEL KMA & KMB, KINGSMERE
BICESTER

DRG TITLE:
HOUSE TYPE N3 (4D1564)
FLOOR PLANS

JOB NO: 1186 DRG NO: HT - W - N3 - 2

SCALE: 1:100 DRN BY: PK REV: A

DATE: 09/14 CKD BY: NN

▪ **The NOBLE Consultancy** ▪
 ▪ Architectural ▪ Planning ▪ Urban Design ▪ Landscaping ▪
 The Stables, Says Court Farm, Badminton Road
 Frampton Cotterell, South Gloucestershire, BS36 2NY
 □ T: 0844 7452033 □
 E: design@noble-consultancy.co.uk
 W: www.noble-consultancy.co.uk

PARCEL KMA & KMB, KINGSMERE, BICESTER

HOUSE TYPE N4 : WHITELANDS

© The drawing and works depicted are copyright of The Noble Consultancy Ltd. and may not be reproduced or amended except by written permission. No liability will be accepted for amendments made by other persons.



Rev: A Date: 12/11/14 Int: PK
 Brick verge and detail removed, Brick heads added to windows and door. Window style amended. - as client instruction



FRONT ELEVATION

Note: All windows to front elevation to be clear glazed

SIDE ELEVATION

Plots: (as) 45, 98

Plots: (opp)



PROJECT:
 PARCEL KMA & KMB, KINGSMERE
 BICESTER

DRG TITLE:
 HOUSE TYPE N4 (4D1564)
 ELEVATIONS

JOB NO: 1186 DRG NO: HT - W - N4 - 1

SCALE: 1:100 DRN BY: TE REV: A

DATE: 09/14 CKD BY: NN



REAR ELEVATION

SIDE ELEVATION

•The **NOBLE** Consultancy•
 ■ Architectural ■ Planning ■ Urban Design ■ Landscaping ■
 The Stables, Says Court Farm, Badminton Road
 Frampton Cotterell, South Gloucestershire, BS36 2NY
 □ T: 0844 7452033 □
 E: design@noble-consultancy.co.uk
 W: www.noble-consultancy.co.uk

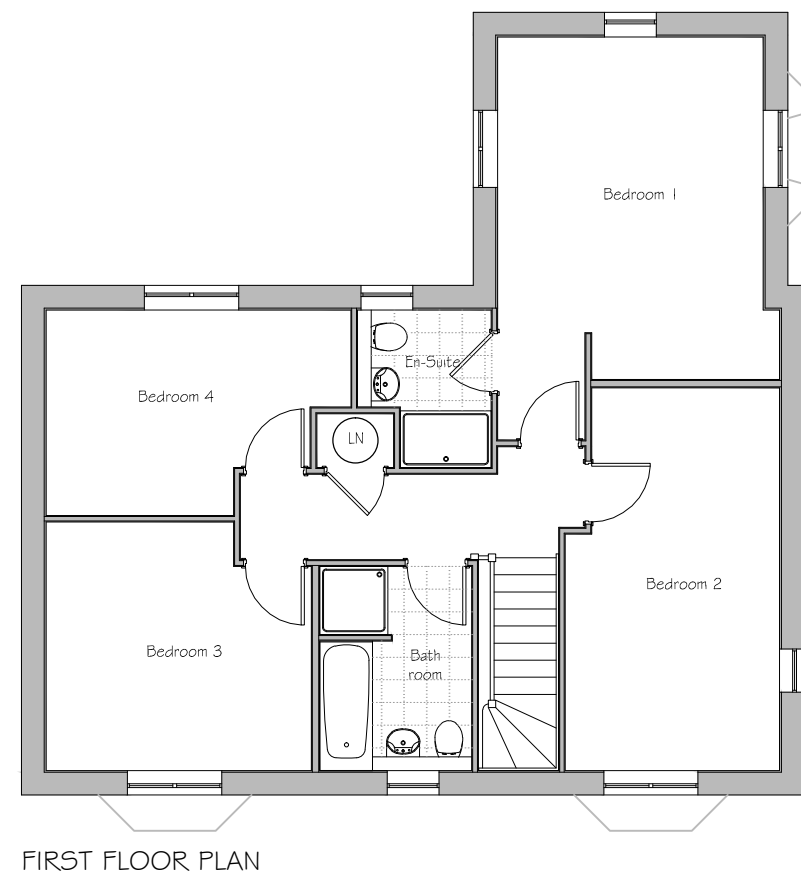
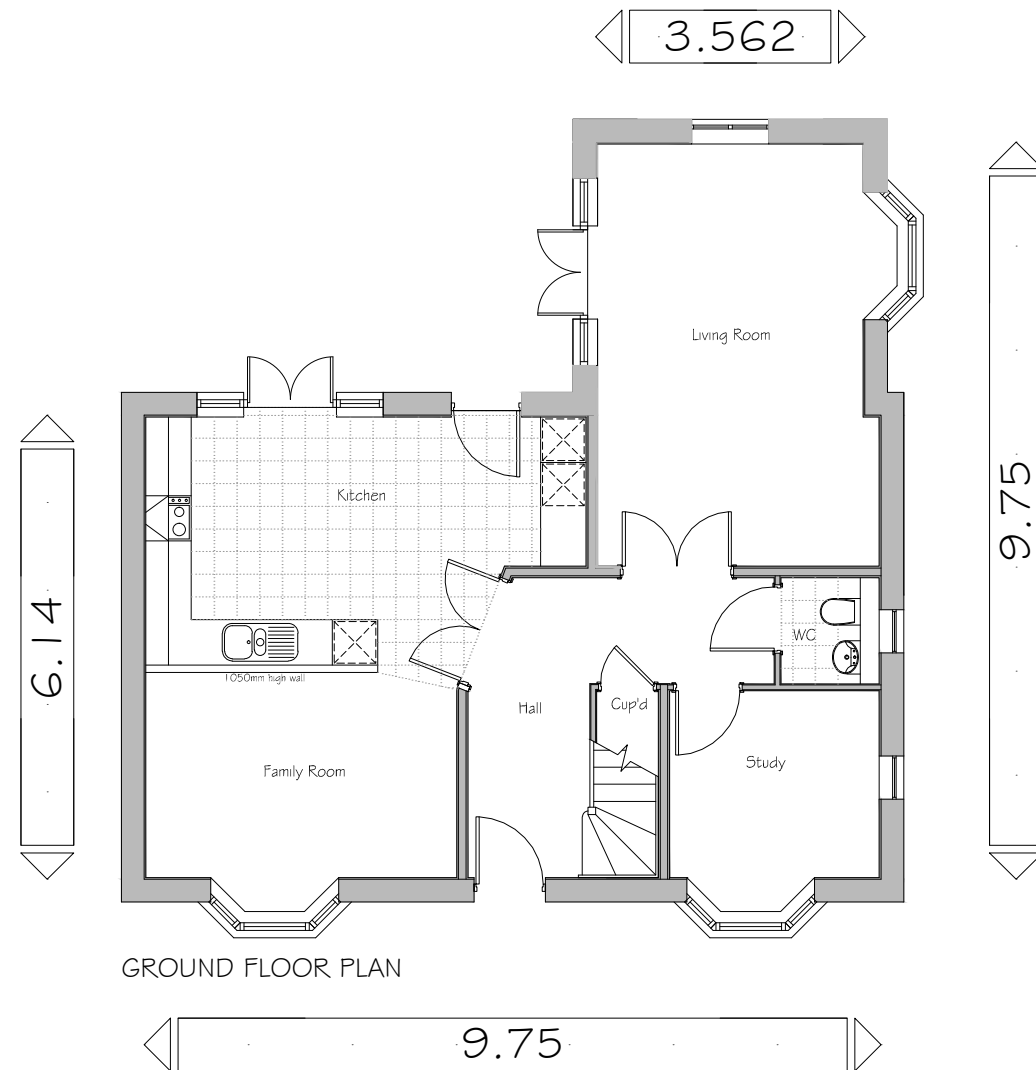
PARCEL KMA & KMB, KINGSMERE, BICESTER

HOUSE TYPE N4 : WHITELANDS

© This drawing and works depicted are copyright of The Noble Consultancy Ltd. and may not be reproduced or amended except by written permission. No liability will be accepted for amendments made by other persons.

0 1m 2m 3m 4m 5m Sheet Size A3

Rev Date Int



Plots: (as) 45, 98

Plots: (opp)



PROJECT:
PARCEL KMA & KMB, KINGSMERE
BICESTER

DRG TITLE:
HOUSE TYPE N4 (4D1564)
FLOOR PLANS

JOB NO: 1186 DRG NO: HT - W - N4 - 2

SCALE: 1:100 DRN BY: TE REV: -

DATE: 09/14 CKD BY: NN

▪The **NOBLE** Consultancy▪
▪ Architectural ▪ Planning ▪ Urban Design ▪ Landscaping ▪
The Stables, Says Court Farm, Badminton Road
Frampton Cotterell, South Gloucestershire, BS36 2NY
□ T: 0844 7452033 □
E: design@noble-consultancy.co.uk
W: www.noble-consultancy.co.uk

PARCEL KMA & KMB, KINGSMERE, BICESTER

HOUSE TYPE S1 : WHITELANDS

© This drawing and works depicted are copyright of The Noble Consultancy Ltd. and may not be reproduced or amended except by written permission. No liability will be accepted for amendments made by other persons.

0 1m 2m 3m 4m 5m Sheet Size
A3

Rev.	Date	Init
A	17/11/14	Nftt

Ground floor layout and porch amended.
Brick detailing removed.
Reconstituted stone heads added.
- all as planners comments.



FRONT ELEVATION



SIDE ELEVATION



REAR ELEVATION



SIDE ELEVATION

Notes:-
- Roof material varies, refer to material schedule for details.
- For render colour refer to material schedule for details.

Plots: (as) 65

Plots: (opp) 70



PROJECT:
PARCEL KMA & KMB, KINGSMERE
BICESTER

DRG TITLE:
HOUSE TYPE S1 (5D1777)
ELEVATIONS

JOB NO: 1186 DRG NO: HT - W - S1 - 1

SCALE: 1:100 DRN BY: KF REV: A

DATE: 08/14 CKD BY: NN

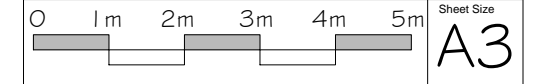
•The **NOBLE** Consultancy•

• Architectural • Planning • Urban Design • Landscaping •
The Stables, Says Court Farm, Badminton Road
Frampton Cotterell, South Gloucestershire, BS36 2NY
T: 0844 7452033
E: design@noble-consultancy.co.uk
W: www.noble-consultancy.co.uk

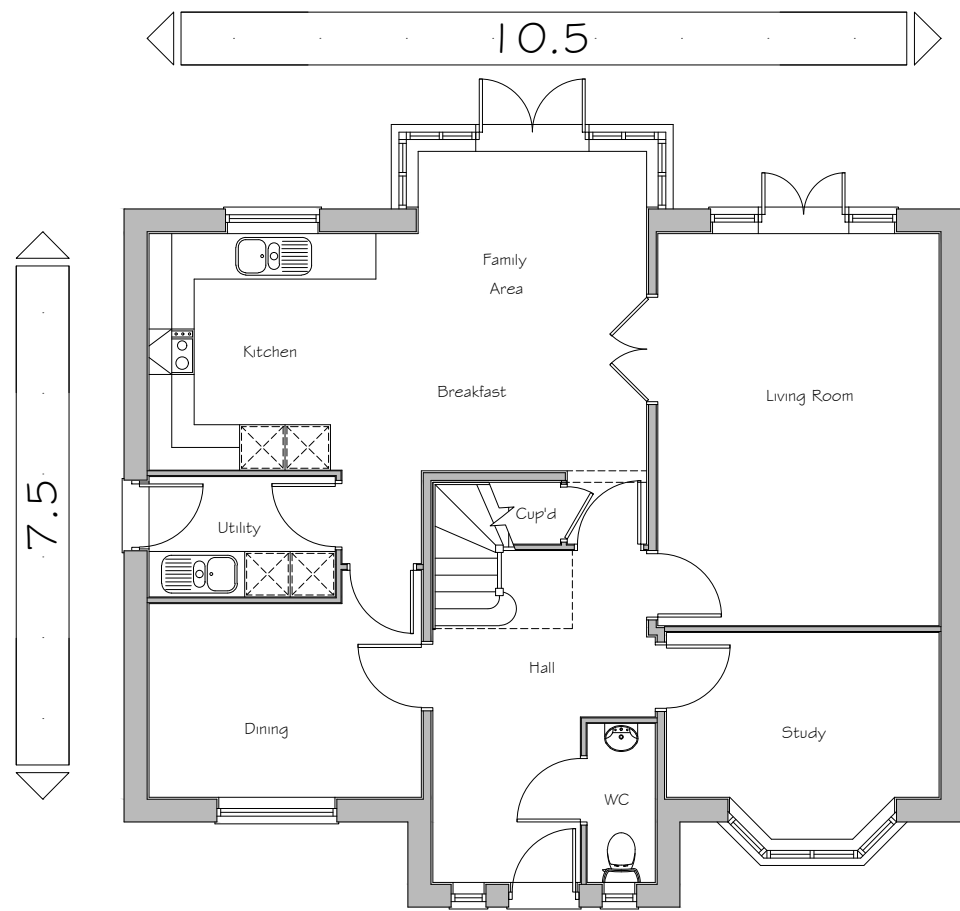
PARCEL KMA & KMB, KINGSMERE, BICESTER

HOUSE TYPE S1 : WHITELANDS

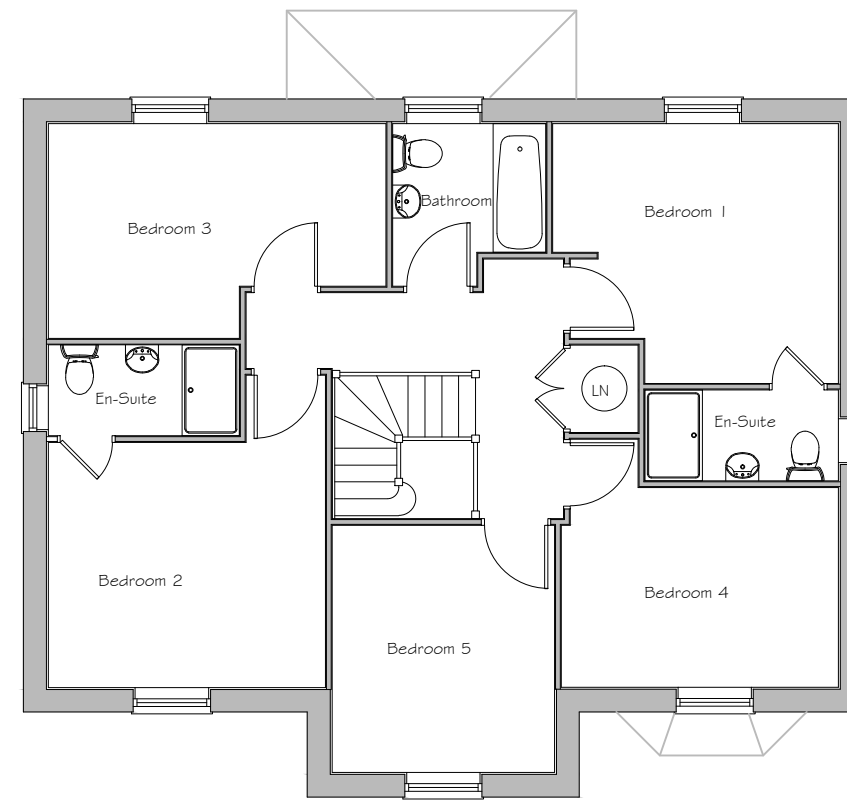
© This drawing and works depicted are copyright of The Noble Consultancy Ltd. and may not be reproduced or amended except by written permission. No liability will be accepted for amendments made by other persons.



Rev Date Init
 A 17/11/14 NFH
 Ground floor layout and porch amended.
 Brick detailing removed.
 Reconstituted stone heads added.
 - all as planners comments.



GROUND FLOOR PLAN



FIRST FLOOR PLAN

Plots: (as) 65

Plots: (opp) 70



PROJECT:
 PARCEL KMA & KMB, KINGSMERE
 BICESTER

DRG TITLE:
 HOUSE TYPE S1 (5D1777)
 FLOOR PLANS

JOB NO: 1186 DRG NO: HT - W - S1 - 2

SCALE: 1:100 DRN BY: KF REV: A

DATE: 08/14 CKD BY: NN

▪The **NOBLE** Consultancy▪
 ▪ Architectural ▪ Planning ▪ Urban Design ▪ Landscaping ▪
 The Stables, Says Court Farm, Badminton Road
 Frampton Cotterell, South Gloucestershire, BS36 2NY
 □ T: 0844 7452033 □
 E: design@noble-consultancy.co.uk
 W: www.noble-consultancy.co.uk

PARCEL KMA & KMB, KINGSMERE, BICESTER

HOUSE TYPE S2 : WHITELANDS

© This drawing and works depicted are copyright of The Noble Consultancy Ltd, and may not be reproduced or amended except by written permission. No liability will be accepted for amendments made by other persons.



Rev	Date	Init
A	17/11/14	NFH

Ground floor layout and porch amended.
Brick detailing removed.
Reconstituted stone heads added.
- all as planners comments.



FRONT ELEVATION



SIDE ELEVATION

Plots: (as) 64

Plots: (opp)



REAR ELEVATION



SIDE ELEVATION



PROJECT:
PARCEL KMA & KMB, KINGSMERE
BICESTER

DRG TITLE:
HOUSE TYPE S2 (5D1777)
ELEVATIONS

JOB NO: 1186 DRG NO: HT - W - S2 - 1

SCALE: 1:100 DRN BY: KF REV: A

DATE: 08/14 CKD BY: NN

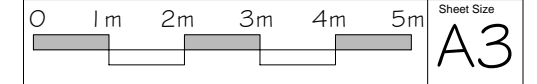
■ The **NOBLE** Consultancy ■

■ Architectural ■ Planning ■ Urban Design ■ Landscaping ■
The Stables, Says Court Farm, Badminton Road
Frampton Cotterell, South Gloucestershire, BS36 2NY
□ T: 0844 7452033 □
E: design@noble-consultancy.co.uk
W: www.noble-consultancy.co.uk

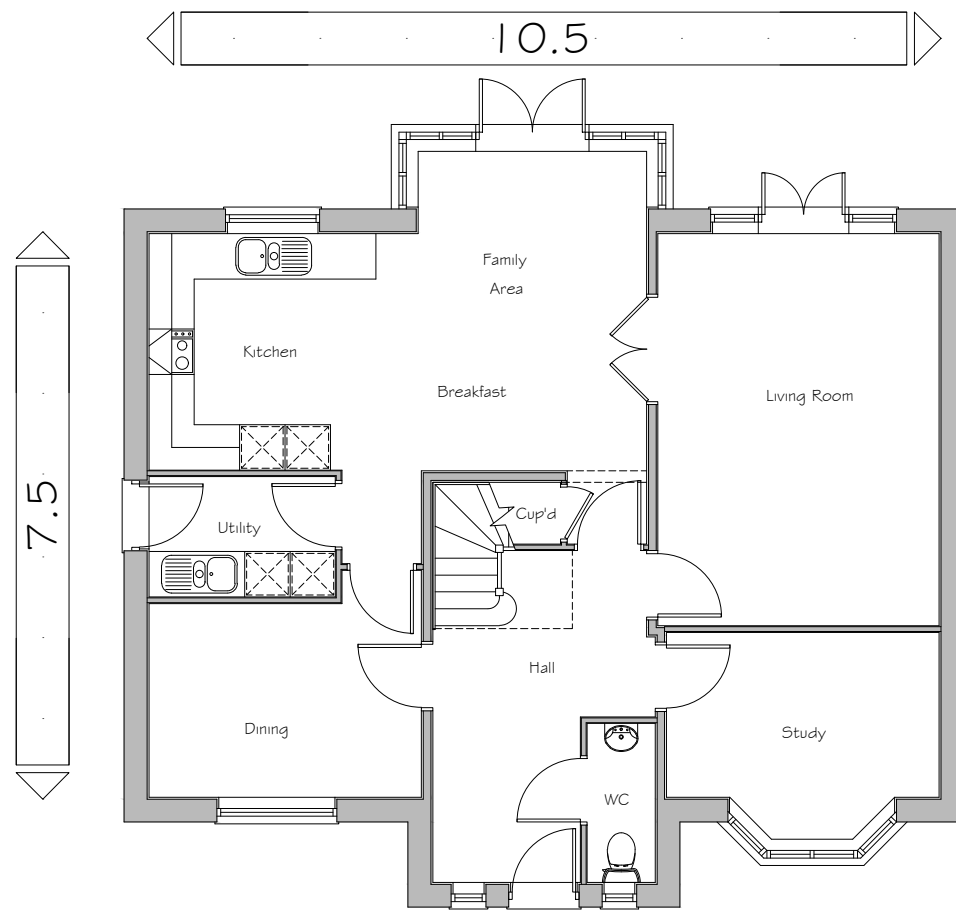
PARCEL KMA & KMB, KINGSMERE, BICESTER

HOUSE TYPE S2 : WHITELANDS

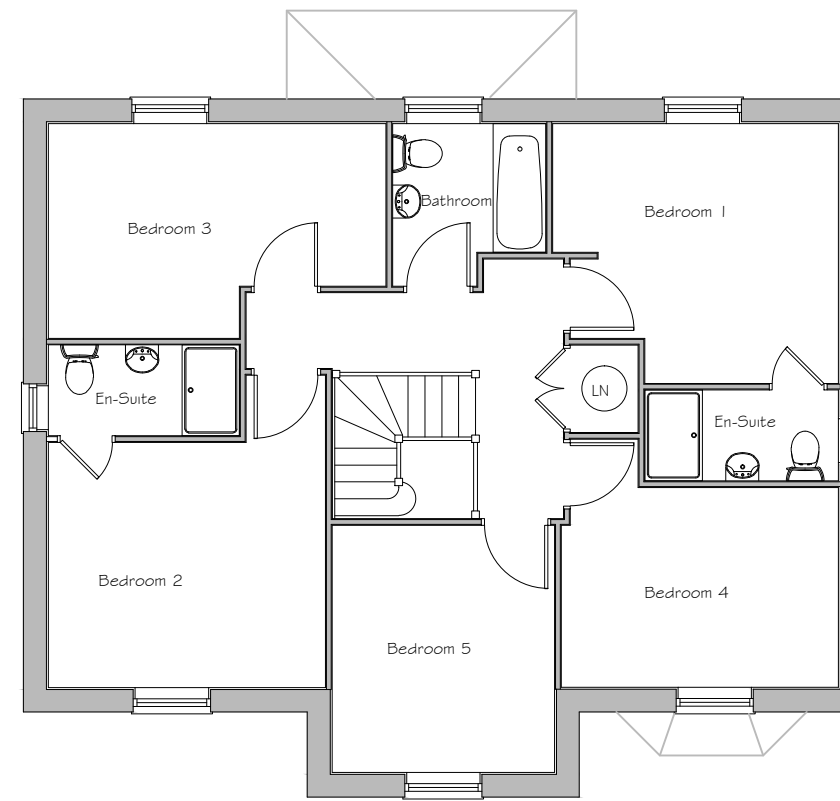
© This drawing and works depicted are copyright of The Noble Consultancy Ltd. and may not be reproduced or amended except by written permission. No liability will be accepted for amendments made by other persons.



Rev Date Init
 A 17/11/14 NFH
 Ground floor layout and porch amended.
 Brick detailing removed.
 Reconstituted stone heads added.
 - all as planners comments.



GROUND FLOOR PLAN



FIRST FLOOR PLAN

Plots: (as) 64

Plots: (opp)



PROJECT:
 PARCEL KMA & KMB, KINGSMERE
 BICESTER

DRG TITLE:
 HOUSE TYPE S2 (5D1777)
 FLOOR PLANS

JOB NO: 1186 DRG NO: HT - W - S2 - 2

SCALE: 1:100 DRN BY: KF REV: A

DATE: 08/14 CKD BY: NN

▪The **NOBLE** Consultancy▪
 ▪ Architectural ▪ Planning ▪ Urban Design ▪ Landscaping ▪
 The Stables, Says Court Farm, Badminton Road
 Frampton Cotterell, South Gloucestershire, BS36 2NY
 □ T: 0844 7452033 □
 E: design@noble-consultancy.co.uk
 W: www.noble-consultancy.co.uk

PARCEL KMA & KMB, KINGSMERE, BICESTER

HOUSE TYPE T1 : WHITELANDS

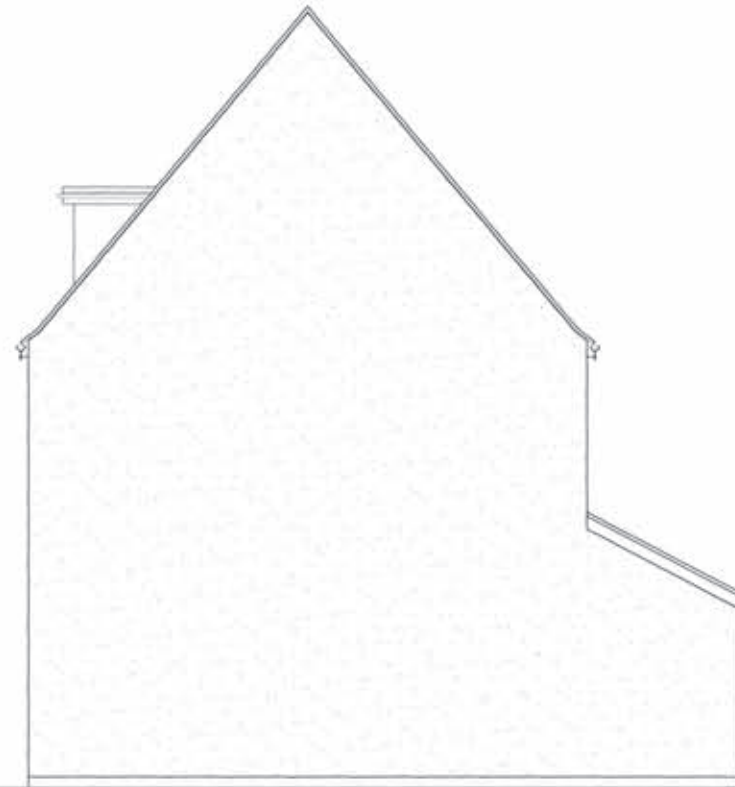
© The drawing and works depicted are copyright of The Noble Consultancy Ltd. and may not be reproduced or amended except by written permission. No liability will be accepted for amendments made by other persons.



Rev: A Date: 12/11/14 Init: PK
 Brck verge and detail removed, Dormers amended, Stone heads added to windows and door, - as client instruction



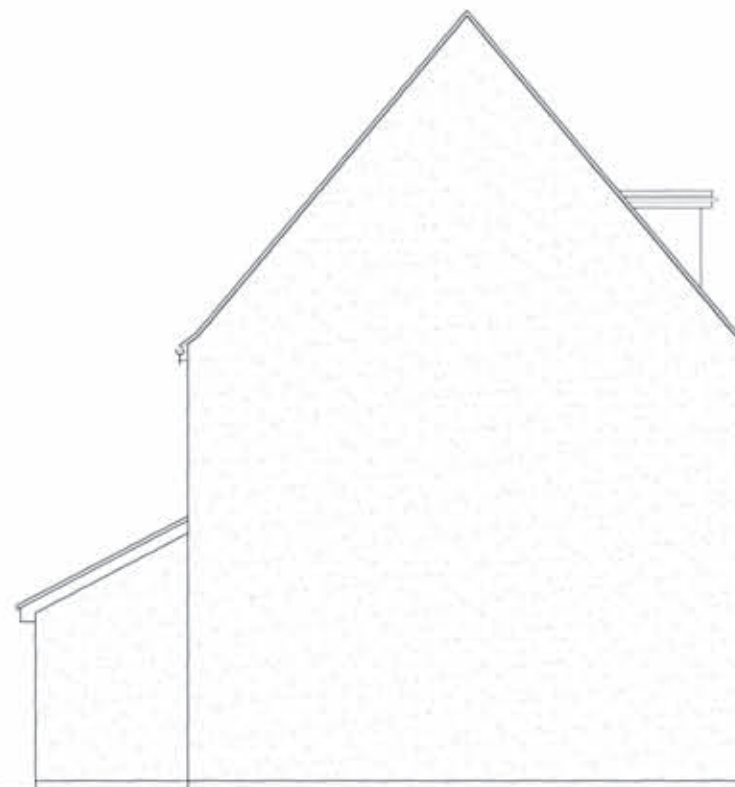
FRONT ELEVATION



SIDE ELEVATION



REAR ELEVATION



SIDE ELEVATION

Plots: (as) 2 & 13

Plots: (opp) 5



PROJECT:
 PARCEL KMA & KMB, KINGSMERE
 BICESTER
 DRG TITLE:
 HOUSE TYPE T1 (5D1959)
 ELEVATIONS

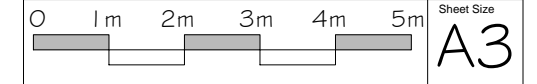
JOB NO: 1186 DRG NO: HT - W - T1 - 1
 SCALE: 1:100 DRN BY: PK REV: A
 DATE: 09/14 CKD BY: NN

•The **NOBLE** Consultancy•
 ■ Architectural ■ Planning ■ Urban Design ■ Landscaping ■
 The Stables, Says Court Farm, Badminton Road
 Frampton Cotterell, South Gloucestershire, BS36 2NY
 T: 0844 7452033
 E: design@noble-consultancy.co.uk
 W: www.noble-consultancy.co.uk

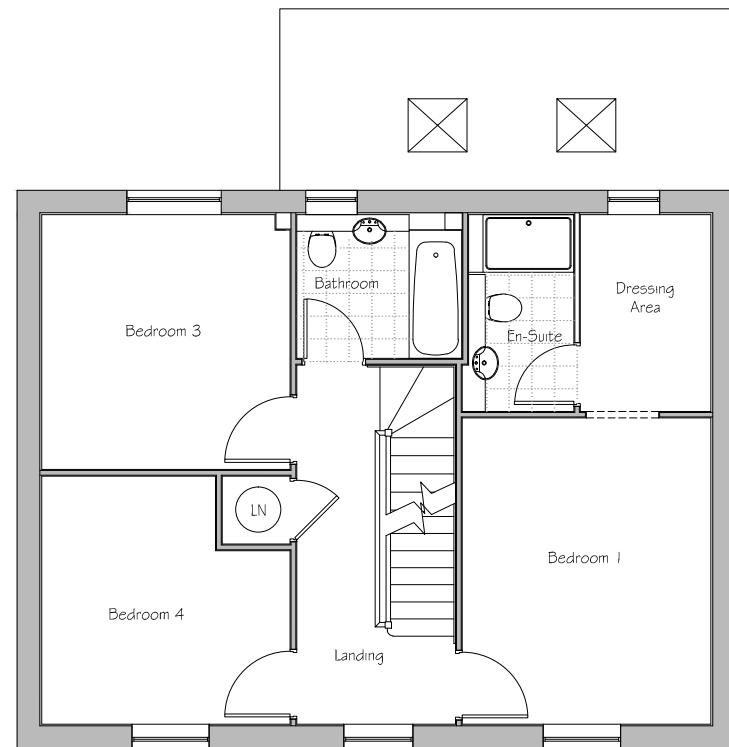
PARCEL KMA & KMB, KINGSMERE, BICESTER

HOUSE TYPE T1 : WHITELANDS

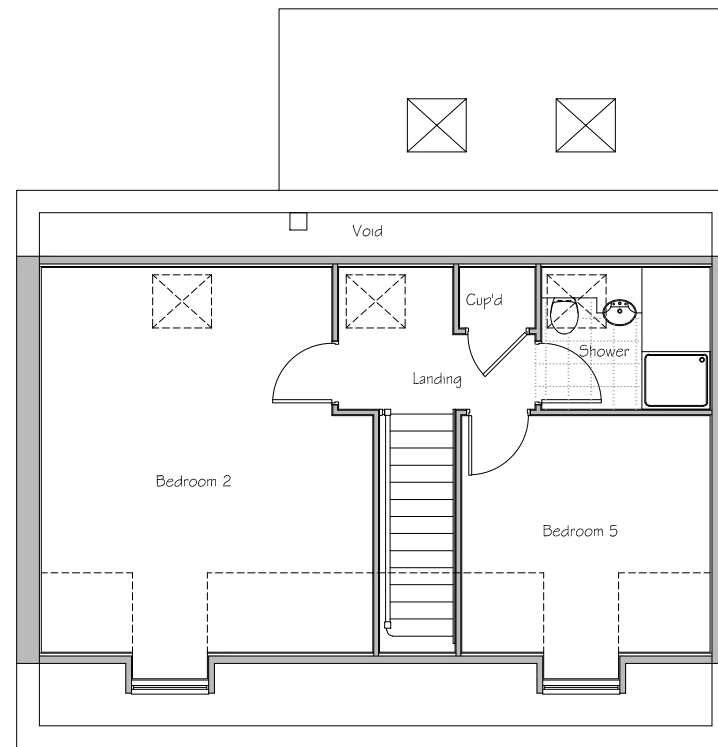
© This drawing and works depicted are copyright of The Noble Consultancy Ltd. and may not be reproduced or amended except by written permission. No liability will be accepted for amendments made by other persons.



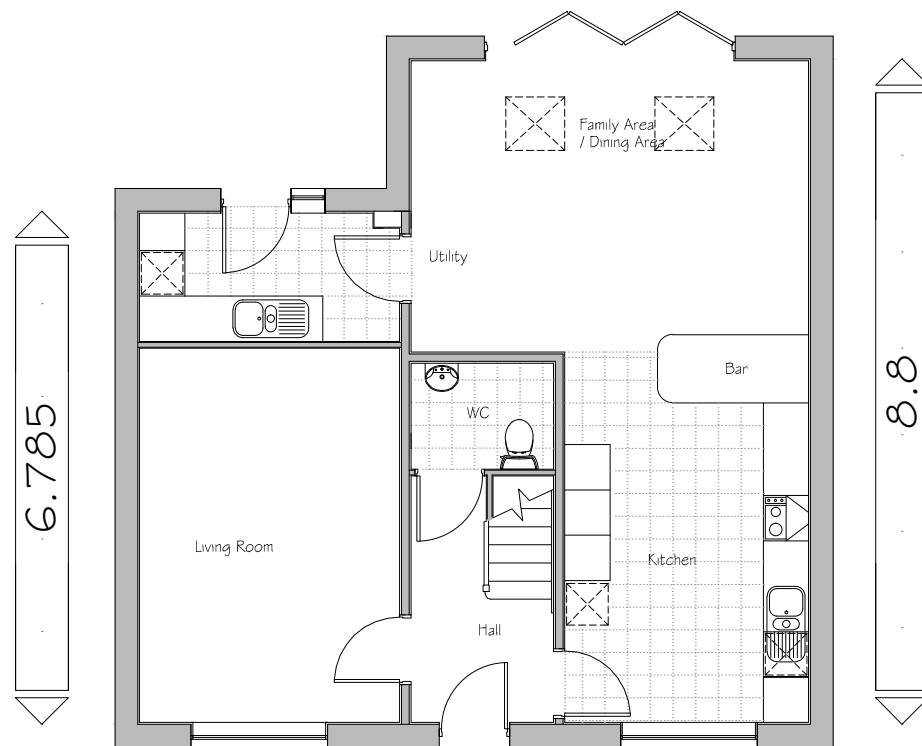
Rev Date Init
 A 12/11/14 PK
 Plot numbers updated.



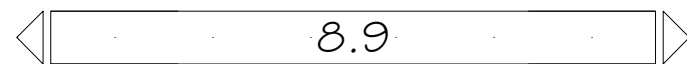
FIRST FLOOR PLAN



SECOND FLOOR PLAN



GROUND FLOOR PLAN



Plots: (as) 2 & 13

Plots: (opp) 5



PROJECT:
 PARCEL KMA & KMB, KINGSMERE
 BICESTER

DRG TITLE:
 HOUSE TYPE T1 (5D1959)
 FLOOR PLANS

JOB NO: 1186 DRG NO: HT - W - T1 - 2

SCALE: 1:100 DRN BY: PK REV: A

DATE: 09/14 CKD BY: NN


▪ The **NOBLE** Consultancy ▪

▪ Architectural ▪ Planning ▪ Urban Design ▪ Landscaping ▪
 The Stables, Says Court Farm, Badminton Road
 Frampton Cotterell, South Gloucestershire, BS36 2NY
 T: 0844 7452033
 E: design@noble-consultancy.co.uk
 W: www.noble-consultancy.co.uk

PARCEL KMA & KMB, KINGSMERE, BICESTER

HOUSE TYPE T2 : WHITELANDS

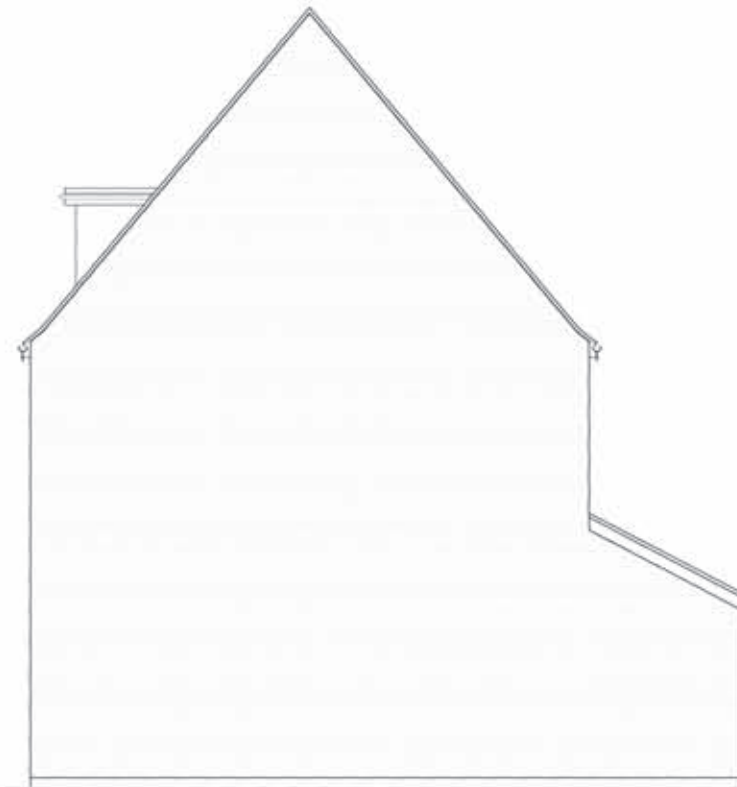
© This drawing and works depicted are copyright of The Noble Consultancy Ltd. and may not be reproduced or amended except by written permission. No liability will be accepted for amendments made by other persons.



Rev	Date	Int
A	12/11/14	PK
Brick verge and detail removed, Dormers amended, - as client instruction		



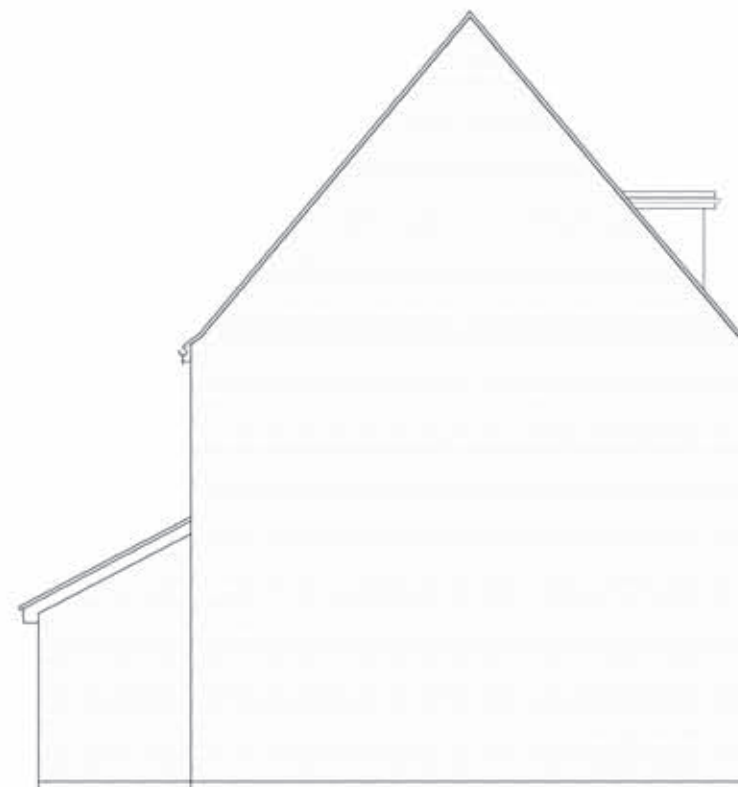
FRONT ELEVATION



SIDE ELEVATION



REAR ELEVATION



SIDE ELEVATION

Plots: (as) 97

Plots: (opp)



PROJECT:
PARCEL KMA & KMB, KINGSMERE
BICESTER
DRG TITLE:
HOUSE TYPE T2 (5D1959)
ELEVATIONS

JOB NO: 1186 DRG NO: HT - W - T2 - 1

SCALE: 1:100 DRN BY: PK REV: A

DATE: 09/14 CKD BY: NN

▪ The **NOBLE** Consultancy ▪

▪ Architectural ▪ Planning ▪ Urban Design ▪ Landscaping ▪
The Stables, Says Court Farm, Badminton Road
Frampton Cotterell, South Gloucestershire, BS36 2NY

T: 0844 7452033
E: design@noble-consultancy.co.uk
W: www.noble-consultancy.co.uk

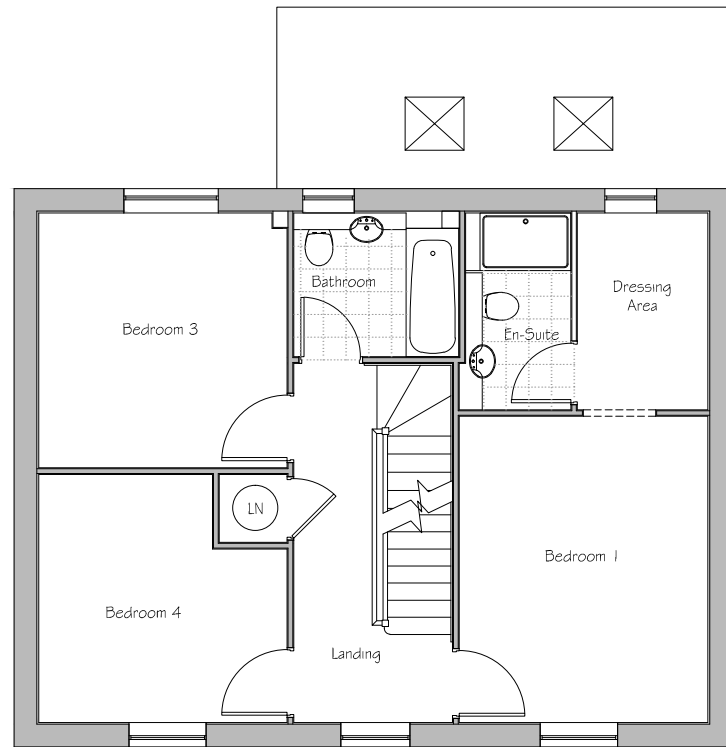
PARCEL KMA & KMB, KINGSMERE, BICESTER

HOUSE TYPE T2 : WHITELANDS

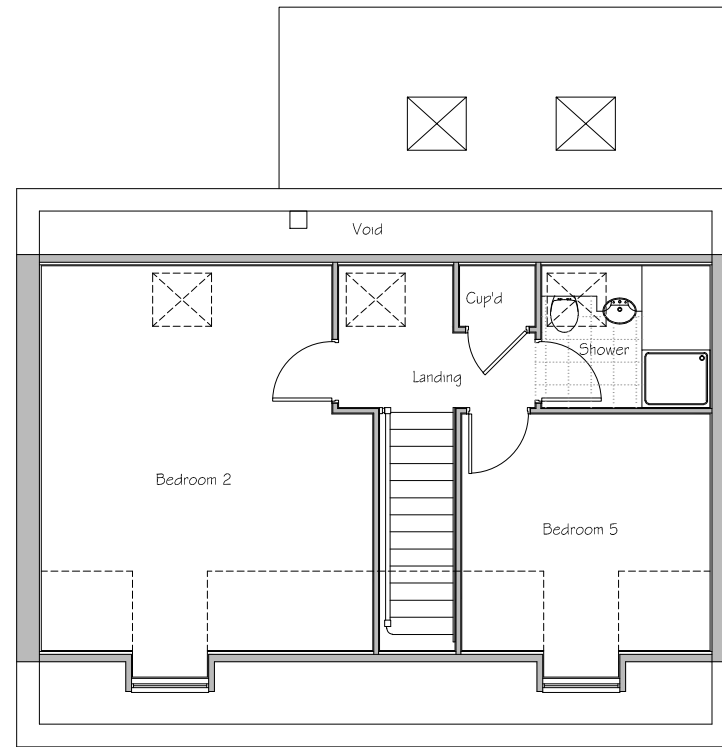
© This drawing and works depicted are copyright of The Noble Consultancy Ltd. and may not be reproduced or amended except by written permission. No liability will be accepted for amendments made by other persons.

0 1m 2m 3m 4m 5m Sheet Size A3

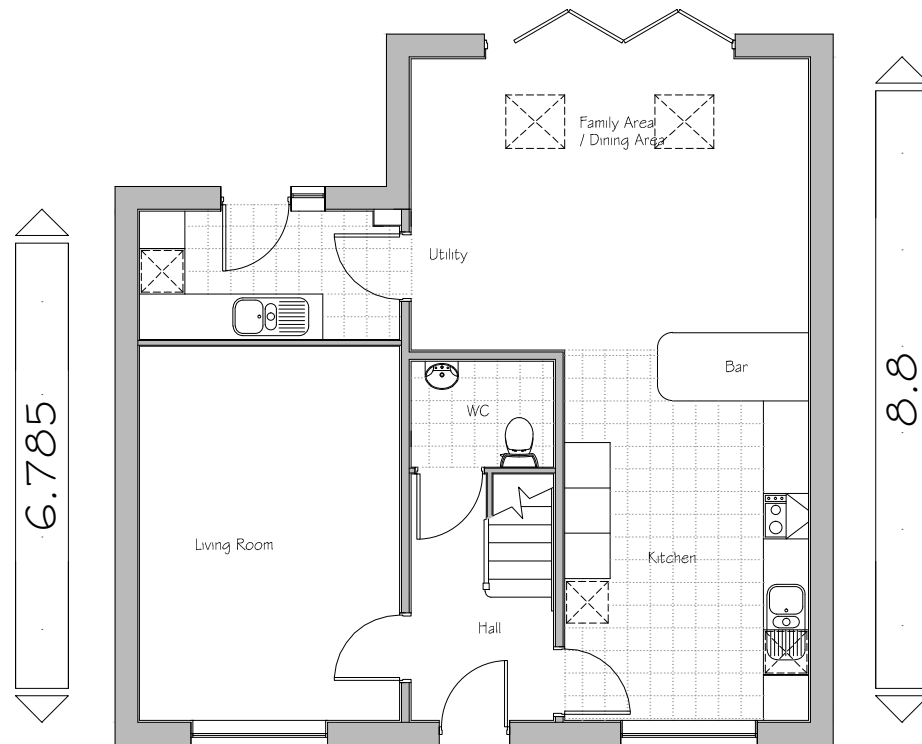
Rev Date Init



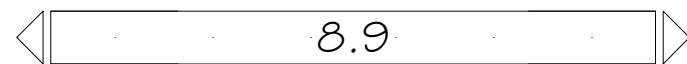
FIRST FLOOR PLAN



SECOND FLOOR PLAN



GROUND FLOOR PLAN



Plots: (as) 97

Plots: (opp)



PROJECT:
PARCEL KMA & KMB, KINGSMERE
BICESTER

DRG TITLE:
HOUSE TYPE T2 (5D1959)
FLOOR PLANS

JOB NO: 1186 DRG NO: HT - W - T2 - 2

SCALE: 1:100 DRN BY: PK REV: -

DATE: 09/14 CKD BY: NN


▪ The **NOBLE** Consultancy ▪

▪ Architectural ▪ Planning ▪ Urban Design ▪ Landscaping ▪
The Stables, Says Court Farm, Badminton Road
Frampton Cotterell, South Gloucestershire, BS36 2NY
T: 0844 7452033
E: design@noble-consultancy.co.uk
W: www.noble-consultancy.co.uk

PARCEL KMA & KMB, KINGSMERE, BICESTER

HOUSE TYPE T3 : WHITELANDS

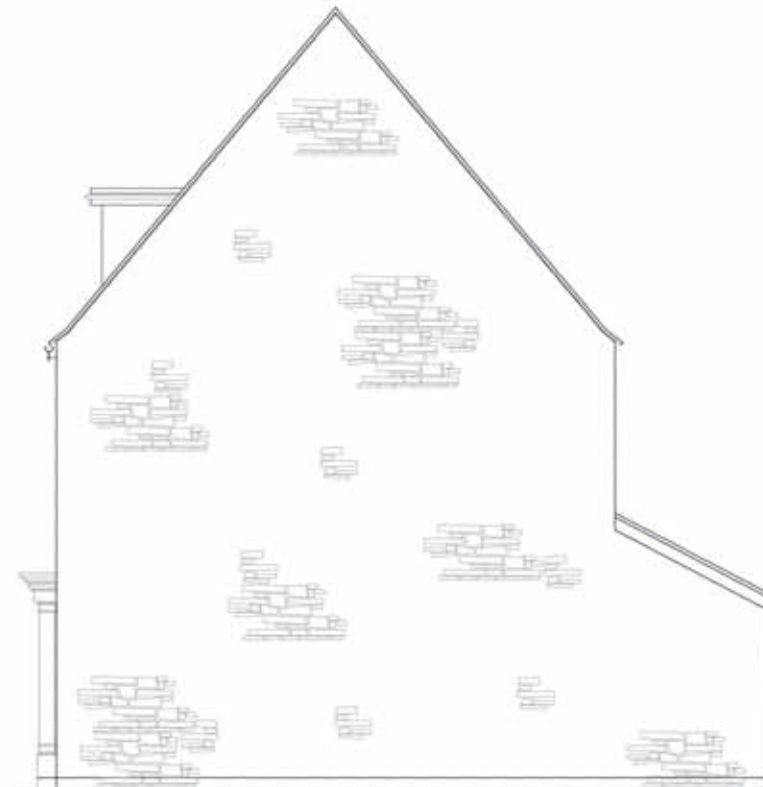
© This drawing and works depicted are copyright of The Noble Consultancy Ltd. and may not be reproduced or amended except by written permission. No liability will be accepted for amendments made by other persons.



Rev: A Date: 12/11/14 Int: PK
 Brck verge and detail removed, Dormers amended, Stone heads added to windows and door, - as client instruction



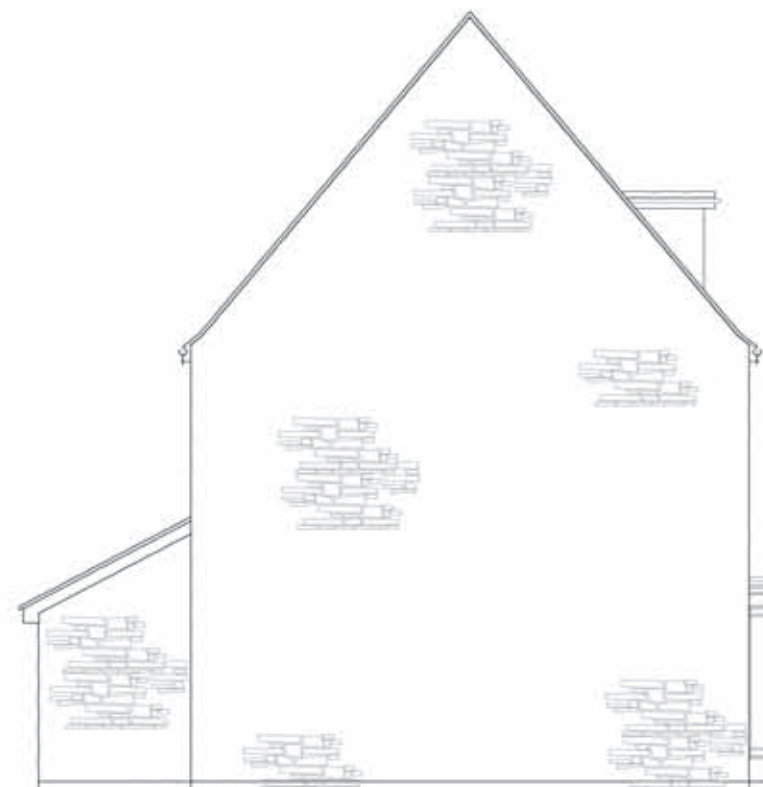
FRONT ELEVATION



SIDE ELEVATION



REAR ELEVATION



SIDE ELEVATION

Plots: (as) 7

Plots: (opp)



PROJECT:
 PARCEL KMA & KMB, KINGSMERE
 BICESTER
 DRG TITLE:
 HOUSE TYPE T3 (5D1959)
 ELEVATIONS

JOB NO: 1186 DRG NO: HT - W - T3 - 1

SCALE: 1:100 DRN BY: PK REV: A

DATE: 09/14 CKD BY: NN

•The **NOBLE** Consultancy•

• Architectural • Planning • Urban Design • Landscaping •
 The Stables, Says Court Farm, Badminton Road
 Frampton Cotterell, South Gloucestershire, BS36 2NY

T: 0844 7452033
 E: design@noble-consultancy.co.uk
 W: www.noble-consultancy.co.uk

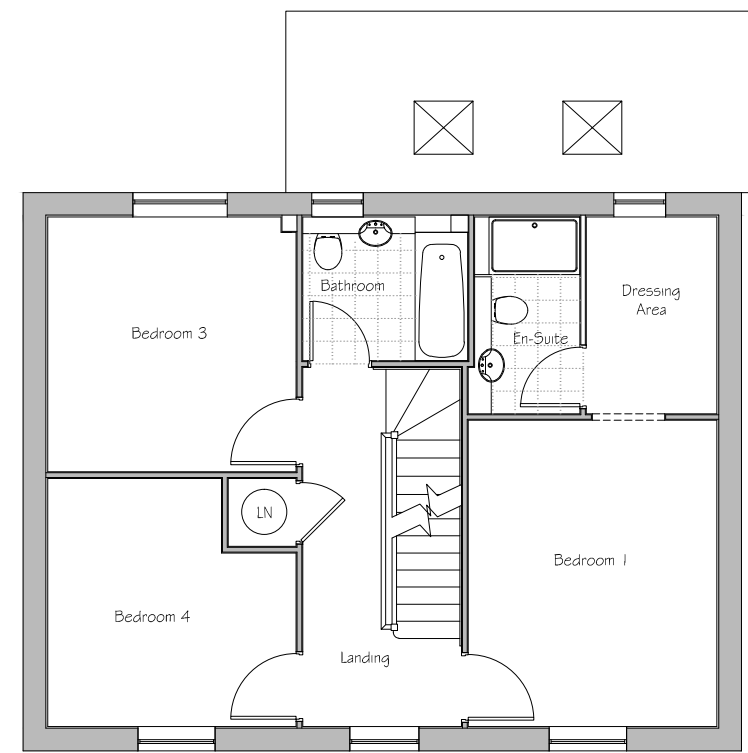
PARCEL KMA & KMB, KINGSMERE, BICESTER

HOUSE TYPE T3 : WHITELANDS

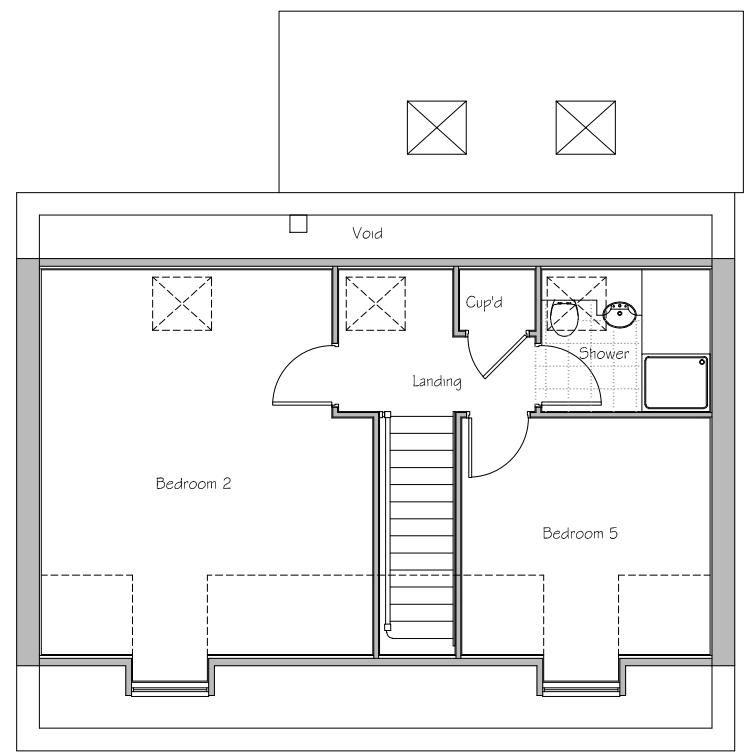
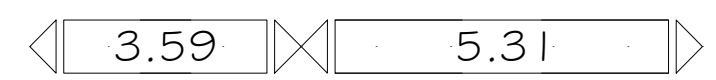
© This drawing and works depicted are copyright of The Noble Consultancy Ltd. and may not be reproduced or amended except by written permission. No liability will be accepted for amendments made by other persons.

0 1m 2m 3m 4m 5m Sheet Size A3

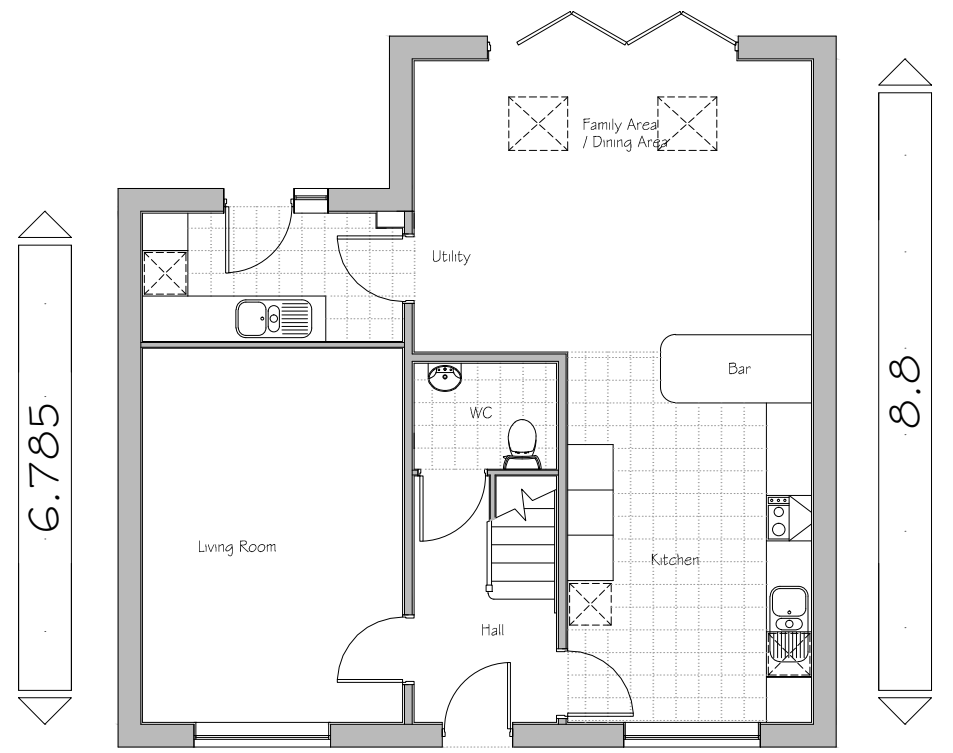
Rev Date Init



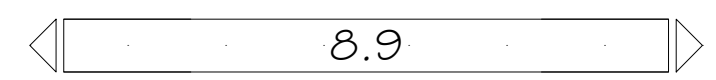
FIRST FLOOR PLAN



SECOND FLOOR PLAN



GROUND FLOOR PLAN



Plots: (as) 7
Plots: (opp)



PROJECT:
PARCEL KMA & KMB, KINGSMERE
BICESTER

DRG TITLE:
HOUSE TYPE T3 (5D1959)
FLOOR PLANS

JOB NO: 1186 DRG NO: HT - W - T3 - 2

SCALE: 1:100 DRN BY: PK REV: -

DATE: 09/14 CKD BY: NN

▪The **NOBLE** Consultancy▪
▪ Architectural ▪ Planning ▪ Urban Design ▪ Landscaping ▪
The Stables, Says Court Farm, Badminton Road
Frampton Cotterell, South Gloucestershire, BS36 2NY
T: 0844 7452033
E: design@noble-consultancy.co.uk
W: www.noble-consultancy.co.uk

PARCEL KMA & KMB, KINGSMERE, BICESTER

HOUSE TYPE W1 : WHITELANDS

© The drawing and works depicted are copyright of The Noble Consultancy Ltd. and may not be reproduced or amended except by written permission. No liability will be accepted for amendments made by other persons.

0 1m 2m 3m 4m 5m Sheet Size
A3

Rev	Date	Init
A	18-11-2014	KF
House type redesigned, - as planners comments.		



FRONT ELEVATION



SIDE ELEVATION

Plots: (as) 73

Plots: (opp)



REAR ELEVATION



SIDE ELEVATION

PROJECT:
PARCEL KMA & KMB, KINGSMERE
BICESTER

DRG TITLE:
HOUSE TYPE W1 (5D224G)
ELEVATIONS

JOB NO: 1186 DRG NO: HT - W - W1 - 1

SCALE: 1:100 DRN BY: KF REV: A

DATE: 08/14 CKD BY: NN

▪ **The NOBLE Consultancy** ▪

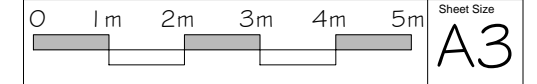
▪ Architectural ▪ Planning ▪ Urban Design ▪ Landscaping ▪
The Stables, Says Court Farm, Badminton Road
Frampton Cotterell, South Gloucestershire, BS36 2NY

T: 0844 7452033
E: design@noble-consultancy.co.uk
W: www.noble-consultancy.co.uk

PARCEL KMA & KMB, KINGSMERE, BICESTER

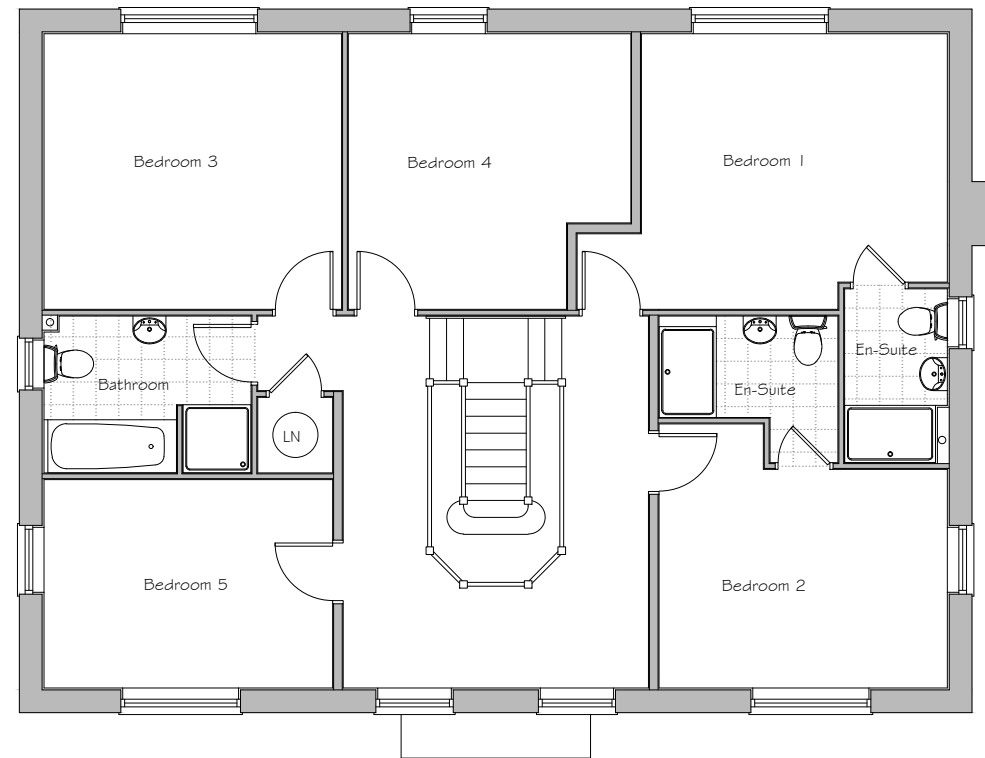
HOUSE TYPE W1 : WHITELANDS

© This drawing and works depicted are copyright of The Noble Consultancy Ltd. and may not be reproduced or amended except by written permission. No liability will be accepted for amendments made by other persons.

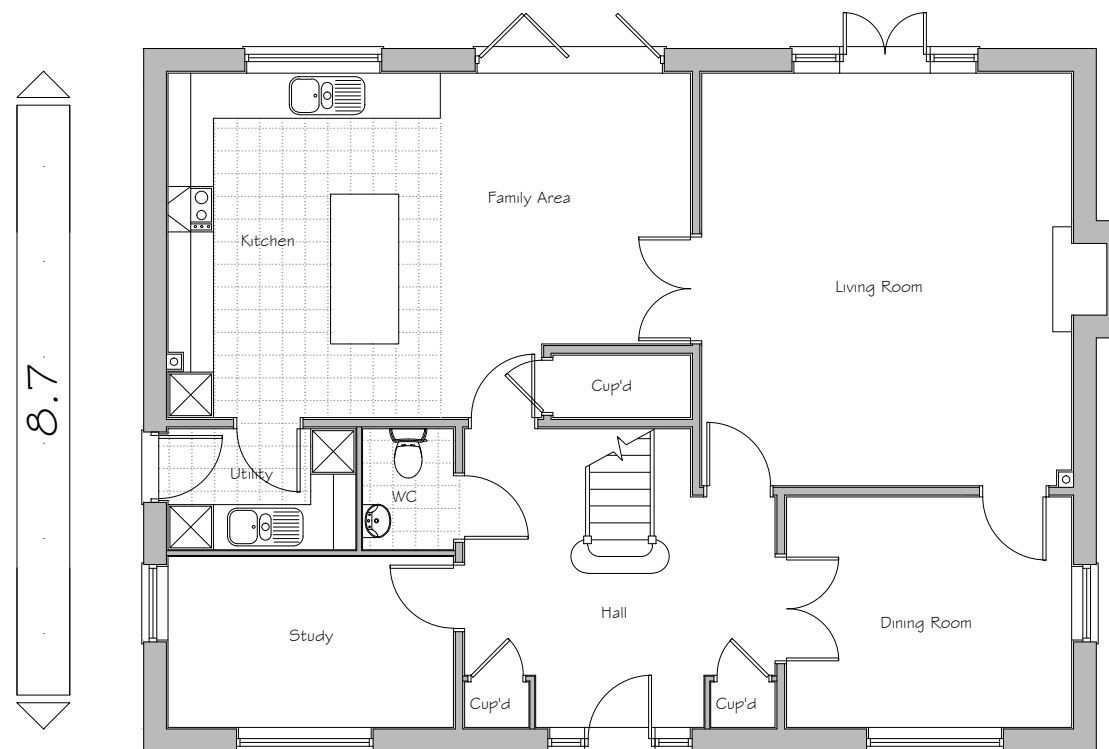
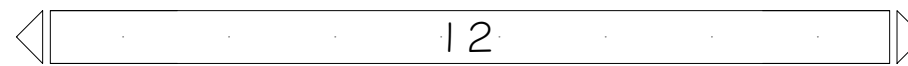


Rev	Date	Init
A	18-11-2014	KF

House type redesigned.
- as planners comments.



FIRST FLOOR PLAN



GROUND FLOOR PLAN

Plots: (as) 73

Plots: (opp)



PROJECT:
PARCEL KMA & KMB, KINGSMERE
BICESTER

DRG TITLE:
HOUSE TYPE W1 (5D2246)
FLOOR PLANS

JOB NO: 1186 DRG NO: HT - W - W1 - 2

SCALE: 1:100 DRN BY: KF REV: A

DATE: 08/14 CKD BY: NN

▪ **The NOBLE Consultancy** ▪
 ▪ Architectural ▪ Planning ▪ Urban Design ▪ Landscaping ▪
 The Stables, Says Court Farm, Badminton Road
 Frampton Cotterell, South Gloucestershire, BS36 2NY
 □ T: 0844 7452033 □
 E: design@noble-consultancy.co.uk
 W: www.noble-consultancy.co.uk

PARCEL KMA & KMB, KINGSMERE, BICESTER

HOUSE TYPE XI : WHITELANDS

© This drawing and works depicted are copyright of The Noble Consultancy Ltd. and may not be reproduced or amended except by written permission. No liability will be accepted for amendments made by other persons.



Rev	Date	Int
A	12/11/14	PK

Brck verge and detail removed, Windows and window style amended, Stone heads added to windows and doors.
- as planners comments



FRONT ELEVATION

Note: All windows to front elevation to be clear glazed



SIDE ELEVATION



REAR ELEVATION



SIDE ELEVATION

Plots: (as) 1

Plots: (opp)



PROJECT:
PARCEL KMA & KMB, KINGSMERE
BICESTER

DRG TITLE:
HOUSE TYPE XI (4D1564)
ELEVATIONS

JOB NO: 1186 DRG NO: HT - W - XI - 1

SCALE: 1:100 DRN BY: TE REV: A

DATE: 09/14 CKD BY: NN

•The **NOBLE** Consultancy•

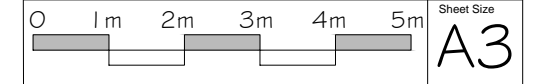
• Architectural • Planning • Urban Design • Landscaping •
The Stables, Says Court Farm, Badminton Road
Frampton Cotterell, South Gloucestershire, BS36 2NY

T: 0844 7452033
E: design@noble-consultancy.co.uk
W: www.noble-consultancy.co.uk

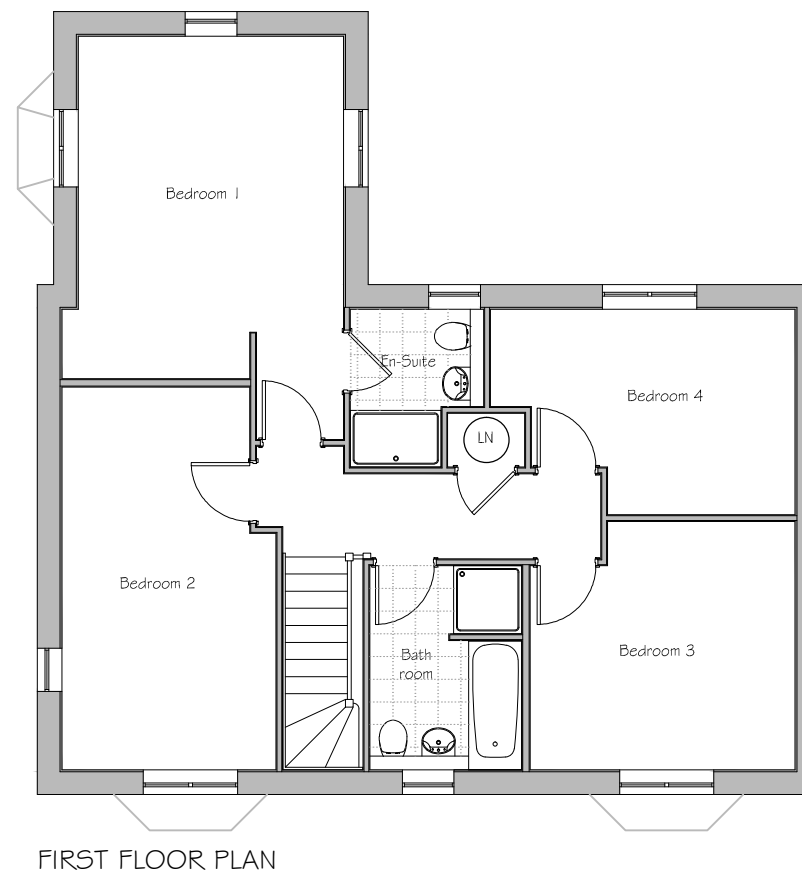
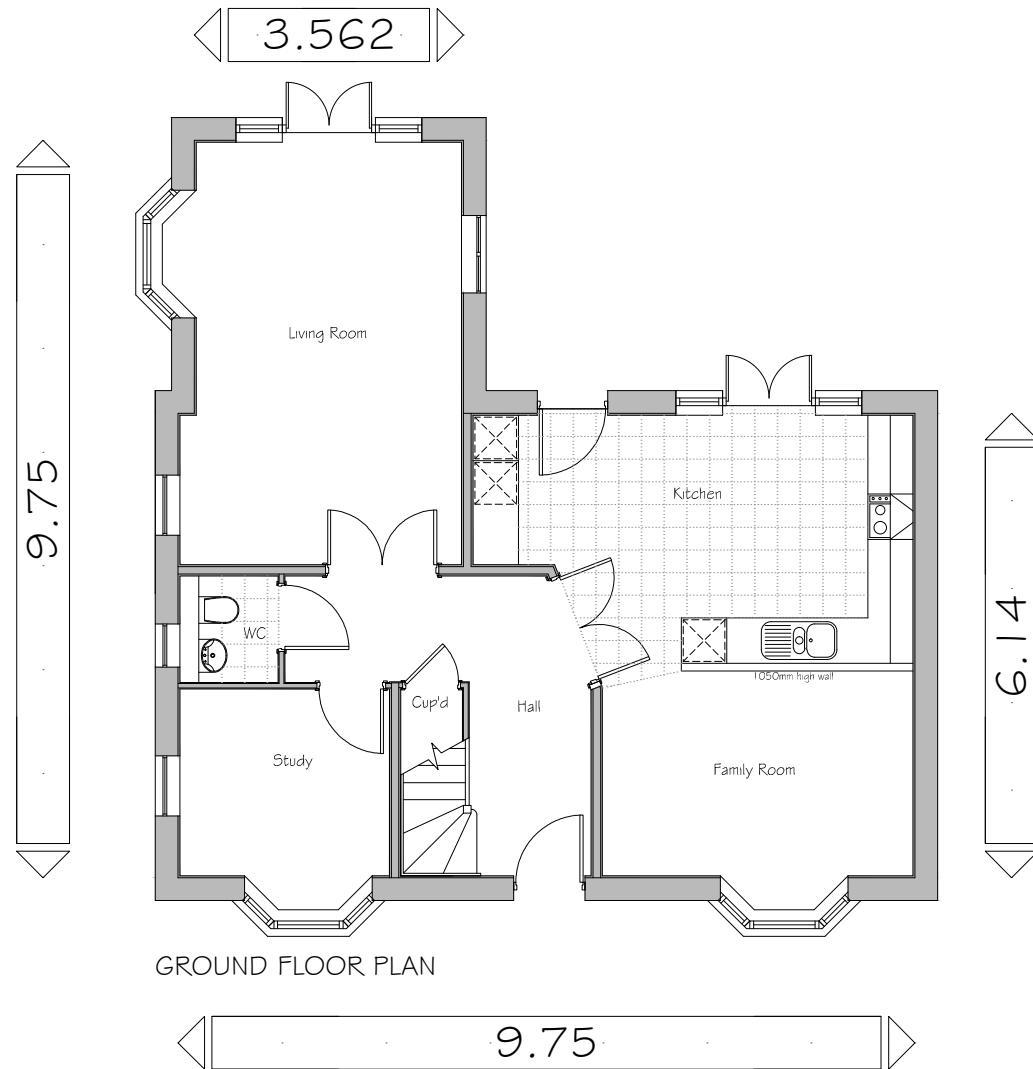
PARCEL KMA & KMB, KINGSMERE, BICESTER

HOUSE TYPE XI : WHITELANDS

© This drawing and works depicted are copyright of The Noble Consultancy Ltd. and may not be reproduced or amended except by written permission. No liability will be accepted for amendments made by other persons.



Rev	Date	Init
A	12/11/14	PK
Windows amended. - as planners comments		



Plots: (as) 1

Plots: (opp)



PROJECT:
PARCEL KMA & KMB, KINGSMERE
BICESTER

DRG TITLE:
HOUSE TYPE XI (4D1564)
FLOOR PLANS

JOB NO: 1186 DRG NO: HT - W - XI - 2

SCALE: 1:100 DRN BY: TE REV: A

DATE: 09/14 CKD BY: NN

▪ **The NOBLE Consultancy** ▪
 ▪ Architectural ▪ Planning ▪ Urban Design ▪ Landscaping ▪
 The Stables, Says Court Farm, Badminton Road
 Frampton Cotterell, South Gloucestershire, BS36 2NY
 □ T: 0844 7452033 □
 E: design@noble-consultancy.co.uk
 W: www.noble-consultancy.co.uk

PARCEL KMA & KMB, KINGSMERE, BICESTER

HOUSE TYPE Y1 : WHITELANDS

© This drawing and works depicted are copyright of The Noble Consultancy Ltd. and may not be reproduced or amended except by written permission. No liability will be accepted for amendments made by other persons.

0 1m 2m 3m 4m 5m Sheet Size A3

Rev Date Int



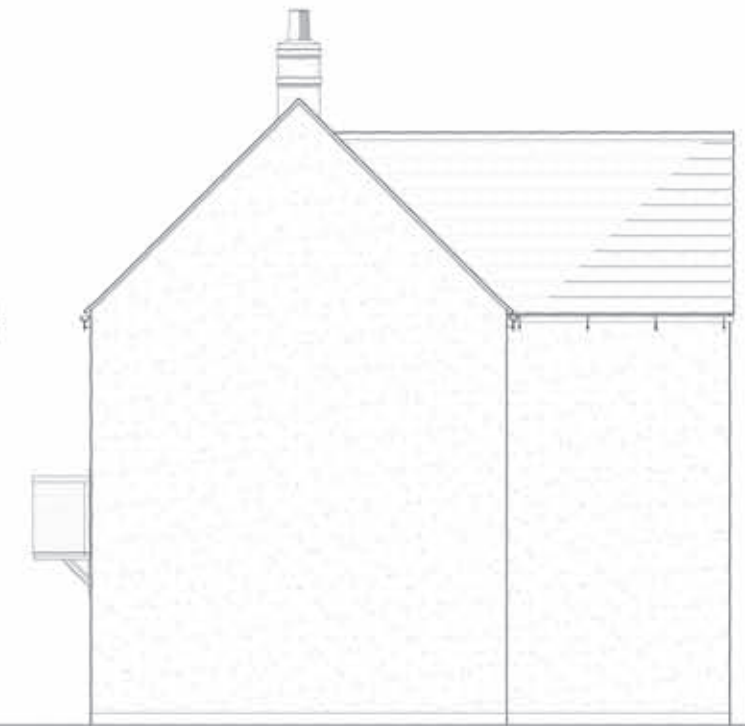
FRONT ELEVATION



SIDE ELEVATION



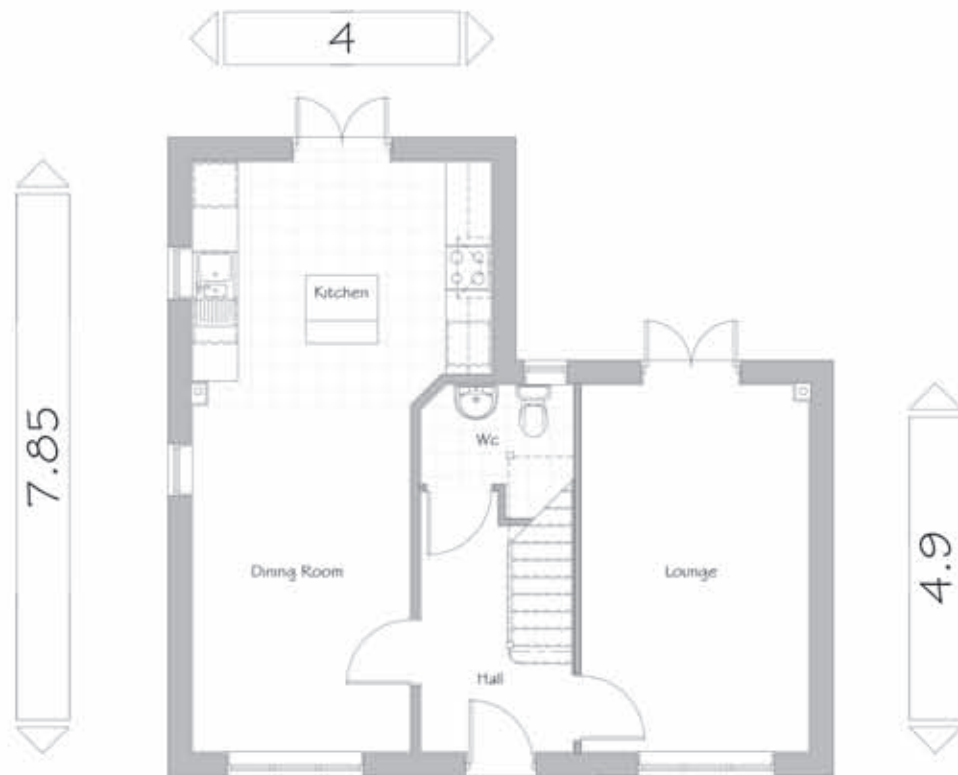
REAR ELEVATION



SIDE ELEVATION

Plots: (as) 136 & 157
Plots: (opp)

Notes:-
- For render colour refer to material schedule for details.



GROUND FLOOR PLAN



FIRST FLOOR PLAN

PROJECT:
PARCEL KMA & KMB, KINGSMERE
BICESTER

DRG TITLE:
HOUSE TYPE Y1 (3D1119)
FLOOR PLANS & ELEVATIONS

JOB NO: 1186 DRG NO: HT - W - Y1

SCALE: 1:100 DRN BY: KF REV: -

DATE: 11/14 CKD BY: NN

•The **NOBLE** Consultancy•
 ■ Architectural ■ Planning ■ Urban Design ■ Landscaping ■
 The Stables, Says Court Farm, Badminton Road
 Frampton Cotterell, South Gloucestershire, BS36 2NY
 □ T: 0844 7452033 □
 E: design@noble-consultancy.co.uk
 W: www.noble-consultancy.co.uk

PARCEL KMA & KMB, KINGSMERE, BICESTER

HOUSE TYPE Y2 : WHITELANDS

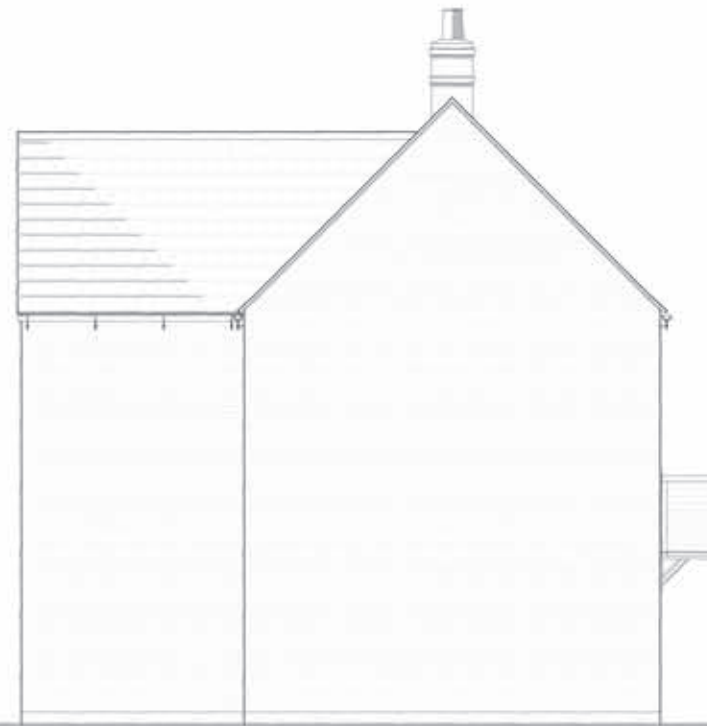
© The drawing and works depicted are copyright of The Noble Consultancy Ltd. and may not be reproduced or amended except by written permission. No liability will be accepted for amendments made by other persons.

0 1m 2m 3m 4m 5m **Sheet Size A3**

Rev Date Inst



FRONT ELEVATION



SIDE ELEVATION

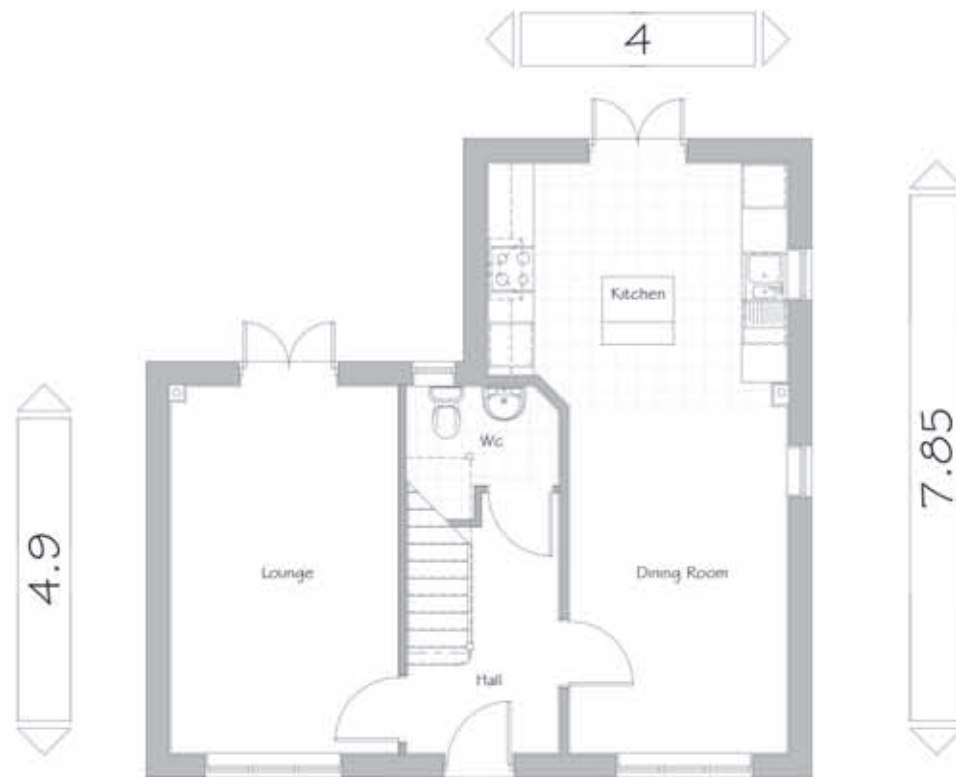


REAR ELEVATION



SIDE ELEVATION

Plots: (as) 143
Plots: (opp)



GROUND FLOOR PLAN



FIRST FLOOR PLAN

PROJECT:
PARCEL KMA & KMB, KINGSMERE
BICESTER

DRG TITLE:
HOUSE TYPE Y2 (3D1119)
FLOOR PLANS & ELEVATIONS

JOB NO: 1186 DRG NO: HT - W - Y2

SCALE: 1:100 DRN BY: KF REV: -

DATE: 11/14 CKD BY: NN

•The **NOBLE** Consultancy•

• Architectural • Planning • Urban Design • Landscaping •
The Stables, Says Court Farm, Badminton Road
Frampton Cotterell, South Gloucestershire, BS36 2NY

T: 0844 7452033
E: design@noble-consultancy.co.uk
W: www.noble-consultancy.co.uk

PARCEL KMA & KMB, KINGSMERE, BICESTER

HOUSE TYPE Y3 : WHITELANDS

© This drawing and works depicted are copyright of The Noble Consultancy Ltd. and may not be reproduced or amended except by written permission. No liability will be accepted for amendments made by other persons.

0 1m 2m 3m 4m 5m **Sheet Size A3**

Rev. Date: Int:



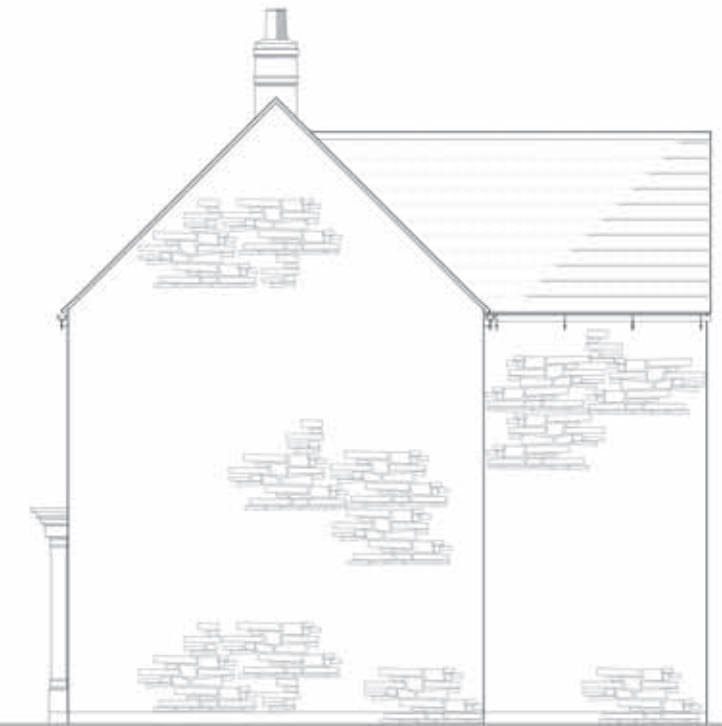
FRONT ELEVATION



SIDE ELEVATION



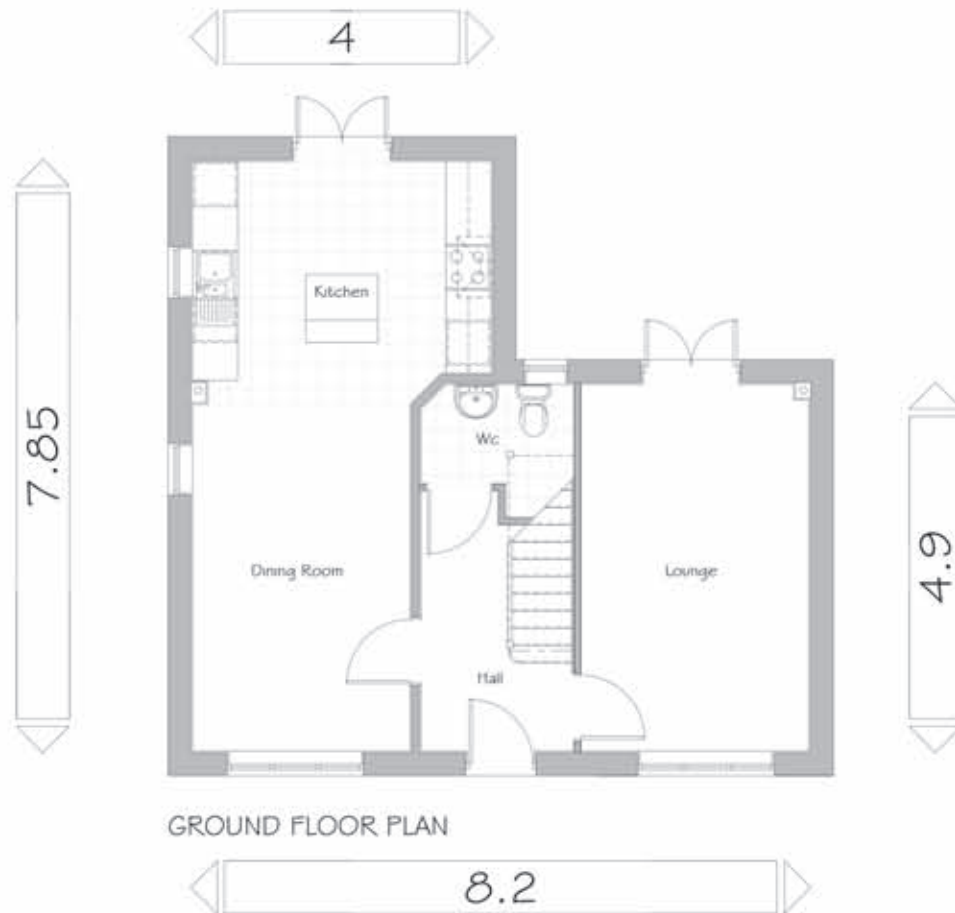
REAR ELEVATION



SIDE ELEVATION

Plots: (as) 104 & 140
Plots: (opp) 160

Notes:-
- Roof material varies, refer to material schedule for details.



GROUND FLOOR PLAN



FIRST FLOOR PLAN

PROJECT:
PARCEL KMA & KMB, KINGSMERE
BICESTER

DRG TITLE:
HOUSE TYPE Y3 (3D | 1 | 19)
FLOOR PLANS & ELEVATIONS

JOB NO: 1186 DRG NO: HT - W - Y3

SCALE: 1:100 DRN BY: KF REV: -

DATE: 11/14 CKD BY: NN

▪ **The NOBLE Consultancy** ▪
▪ Architectural ▪ Planning ▪ Urban Design ▪ Landscaping ▪
The Stables, Says Court Farm, Badminton Road
Frampton Cotterell, South Gloucestershire, BS36 2NY
T: 0844 7452033
E: design@noble-consultancy.co.uk
W: www.noble-consultancy.co.uk