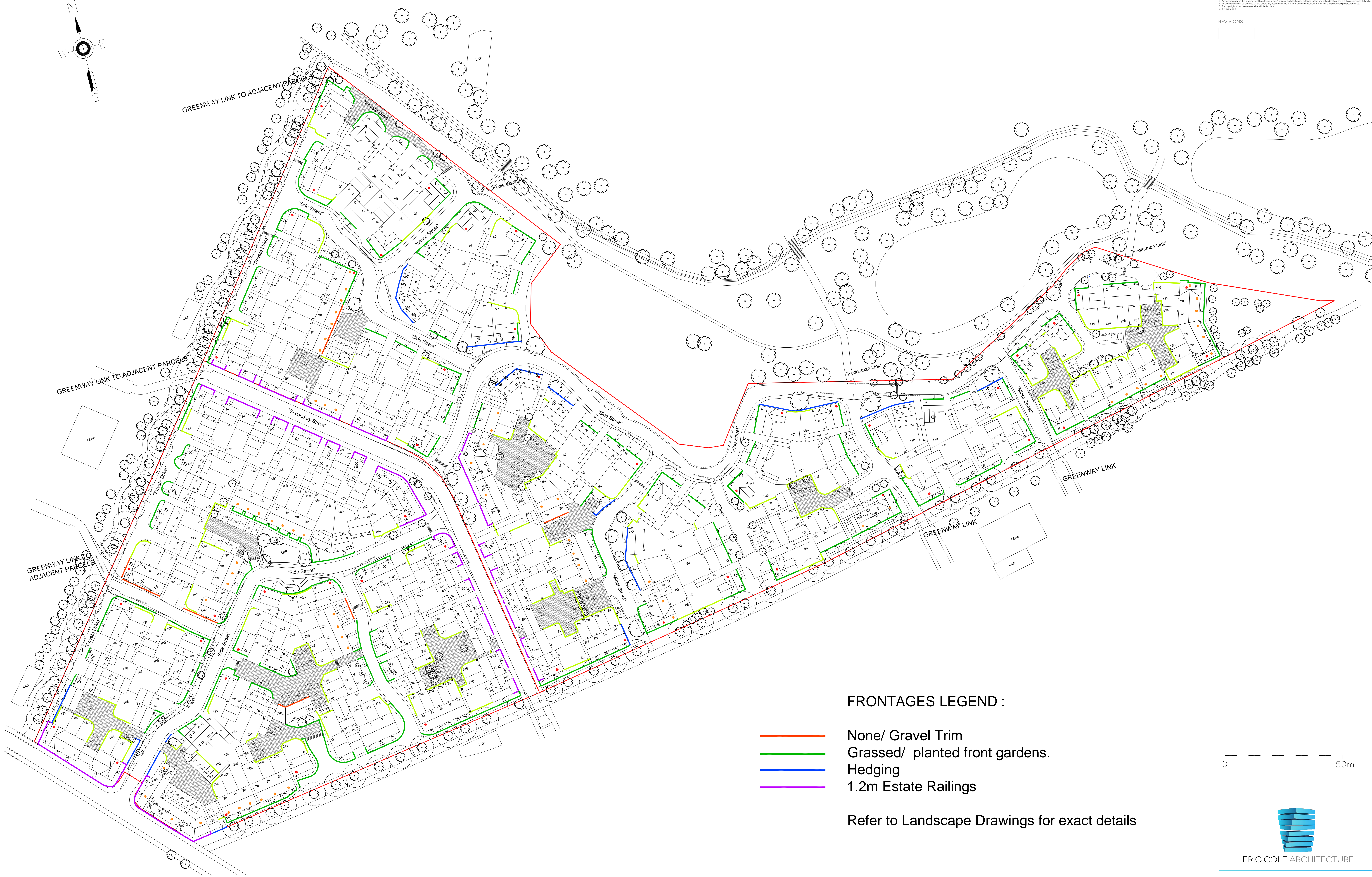
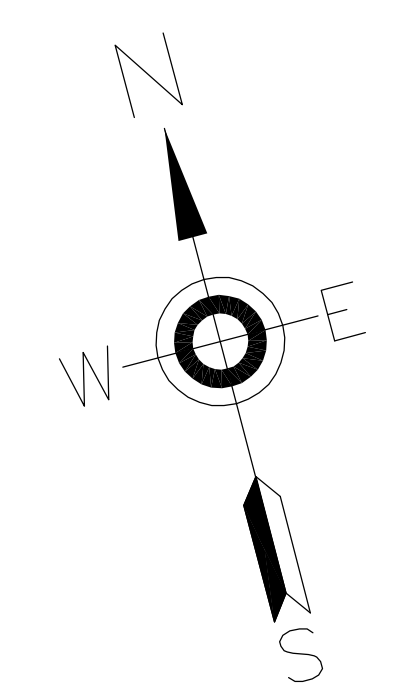


NOTES:
 1. All dimensions shall be taken from the centreline.
 2. All dimensions shall be taken from the centreline unless otherwise specified.
 3. All dimensions shall be taken from the centreline unless otherwise specified.
 4. All dimensions shall be taken from the centreline unless otherwise specified.
 5. All dimensions shall be taken from the centreline unless otherwise specified.
 6. All dimensions shall be taken from the centreline unless otherwise specified.

REVISIONS

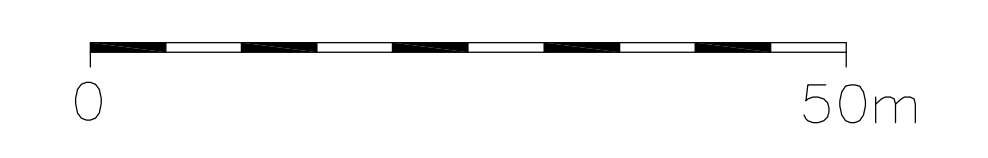
--	--	--



FRONTAGES LEGEND :

- None/ Gravel Trim
- Grassed/ planted front gardens.
- Hedging
- 1.2m Estate Railings

Refer to Landscape Drawings for exact details



ERIC COLE ARCHITECTURE

Eric Cole Ltd. 15 The Woolmarket, Cirencester, Gloucestershire GL7 2PR
 T: +44 (0)1285 641234 E: mail@ericcole.co.uk W: www.ericcole.co.uk

PROJECT:	KMC @ KMD KINGSME, BICESTER		
DWG TITLE:	SITE LAYOUT - FRONTAGES		
SCALE:	1500@A0	DRAWN: BT	CHECKED: PNH
DWG NO:	13.065.107	REV:	37 DATE: DEC 2013