
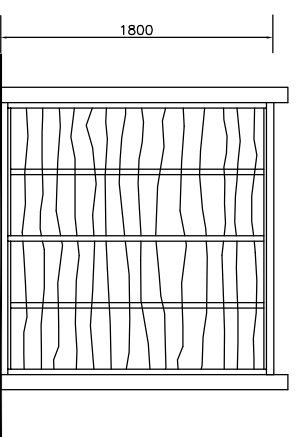


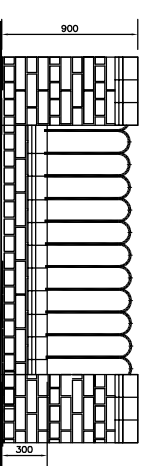
Plan view:
Double skin
brick & lintel
over opening
required




CLOSE BOARD TIMBER FENCING




LARCH LAP TIMBER FENCING



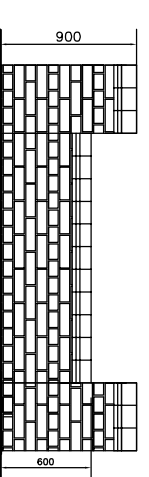
300mm DWARF WALL WITH 600mm BOW TOP RAILINGS AND BRICK PILLARS (ENGLISH BOND)



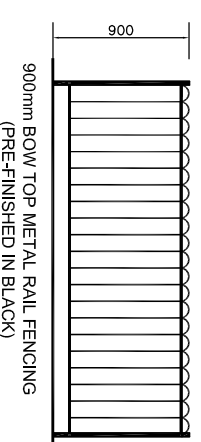
1800mm HIGH SCREEN WALL (ENGLISH BOND)



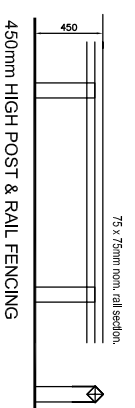
900mm BALL TOP METAL RAIL FENCING (PRE-FINISHED IN BLACK)



600mm DWARF WALL WITH BRICK PILLARS (ENGLISH BOND)



900mm BOW TOP METAL RAIL FENCING (PRE-FINISHED IN BLACK)



450mm HIGH POST & RAIL FENCING

KM4, BICESTER

© This drawing is subject to copy/right and shall not be reproduced without the written consent of Bovis Homes Ltd.

A3 Original Sheet Size

PLANNING ISSUE
NB: READ IN CONJUNCTION WITH
PLANNING LAYOUT



Bovis Homes Limited.
Central Region
Bromwich Court
Highway Point
Gorsy Laine
Coleshill
B46 1JU
Tel: 01675 437000
Fax: 01675 437094

PROJECT
Parcel KM4, Bicester

DRAWING TITLE
Boundary Treatments

SCALE	DATE	DRAWN BY	DRAWING NO.	REV
1:50	JUN 14	NBA	KM4-BT-01	