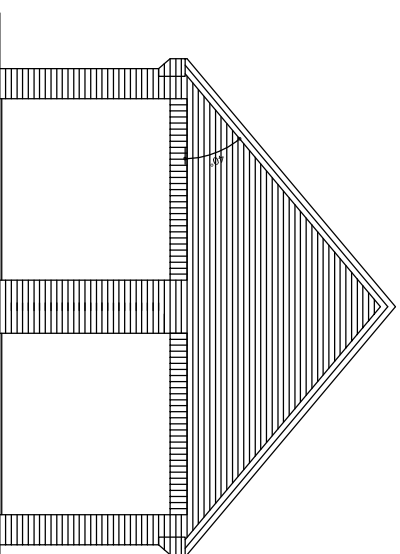



BRICK FRONT GABLE

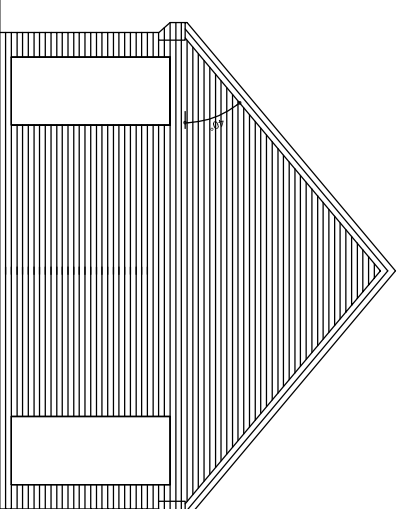


FRONT ELEVATION
BRICK

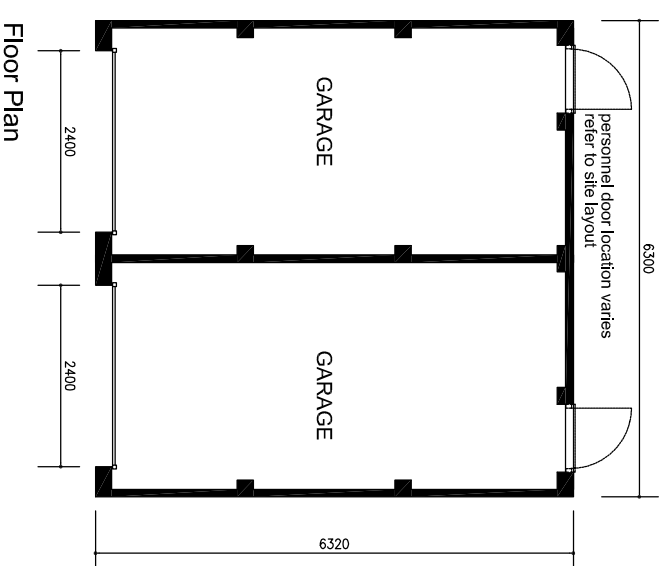
5085(Approx Ridge Height)



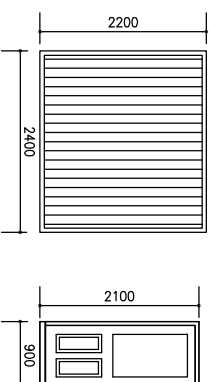
SIDE ELEVATION
BRICK



refer to site layout for inclusion of personnel door
REAR ELEVATION
BRICK



Floor Plan



Door Elevations

KM4, BICESTER PLOTS - 50/51-69/70-88/89-91/92-13/14-15/16 - BRICK

GARAGE AGS2 DOUBLE SHARED GARAGE

PLANNING ISSUE

© This drawing is subject to copyright and shall not be reproduced without the written consent of Bovis Homes Ltd.

A3 Original Sheet Size



Bovis Homes Limited,
Central Region
Bronwich Court
Highway Point
Gorsey Lane
Coleshill
B46 1JU
Tel: 01675 437000
Fax: 01675 437094

PROJECT
Parcel KM4, Bicester

DRAWING TITLE
Type AGS2 DOUBLE SHARED - Plans - Elevations

SCALE 1:100 DATE JUN 14 DRAWN BY NBA DRAWING NO. KM4-AGS2-06

REV