



Cole Easdon Consultants		Page 1
York House, Edison Park Dorcan Way Swindon, SN3 3RB	Plots 53-54 Whitelands Farm Bicester	
Date Feb 2011 File AREA 26 (PLOT 53-...	Designed By TGL Checked By	
Elstree Computing Ltd	Source Control W.12.4	

Summary of Results for 100 year Return Period (+30%)

Half Drain Time : 199 minutes.

Storm Event	Max Level (m)	Max Depth (m)	Max Infiltration (1/s)	Max Volume (m ³)	Status
15 min Summer	100.209	0.209	0.2	2.1	O K
30 min Summer	100.267	0.267	0.2	2.7	O K
60 min Summer	100.316	0.316	0.2	3.3	O K
120 min Summer	100.343	0.343	0.2	3.5	O K
180 min Summer	100.341	0.341	0.2	3.5	O K
240 min Summer	100.333	0.333	0.2	3.4	O K
360 min Summer	100.314	0.314	0.2	3.2	O K
480 min Summer	100.294	0.294	0.2	3.0	O K
600 min Summer	100.275	0.275	0.2	2.8	O K
720 min Summer	100.257	0.257	0.2	2.6	O K
960 min Summer	100.222	0.222	0.2	2.2	O K
1440 min Summer	100.161	0.161	0.2	1.6	O K
2160 min Summer	100.096	0.096	0.2	0.9	O K
2880 min Summer	100.059	0.059	0.2	0.5	O K
4320 min Summer	100.040	0.040	0.1	0.3	O K
5760 min Summer	100.032	0.032	0.1	0.2	O K
7200 min Summer	100.029	0.029	0.1	0.1	O K
8640 min Summer	100.027	0.027	0.1	0.1	O K
10080 min Summer	100.025	0.025	0.1	0.1	O K
15 min Winter	100.235	0.235	0.2	2.4	O K
30 min Winter	100.302	0.302	0.2	3.1	O K
60 min Winter	100.359	0.359	0.2	3.7	O K


Storm Event	Rain (mm/hr)	Time-Peak (mins)
15 min Summer	128.285	18
30 min Summer	84.226	33
60 min Summer	52.662	62
120 min Summer	31.800	120
180 min Summer	23.353	164
240 min Summer	18.644	192
360 min Summer	13.543	256
480 min Summer	10.792	324
600 min Summer	9.043	392
720 min Summer	7.823	458
960 min Summer	6.219	588
1440 min Summer	4.493	838
2160 min Summer	3.241	1188
2880 min Summer	2.568	1500
4320 min Summer	1.847	2204
5760 min Summer	1.461	2936
7200 min Summer	1.217	3648
8640 min Summer	1.048	4376
10080 min Summer	0.923	5112
15 min Winter	128.285	18
30 min Winter	84.226	32
60 min Winter	52.662	62

Cole Easdon Consultants		Page 2
York House, Edison Park Dorcan Way Swindon, SN3 3RB	Plots 53-54 Whitelands Farm Bicester	
Date Feb 2011 File AREA 26 (PLOT 53-...	Designed By TGL Checked By	
Elstree Computing Ltd		Source Control W.12.4

Summary of Results for 100 year Return Period (+30%)

Storm Event	Max Level (m)	Max Depth (m)	Max Infiltration (1/s)	Max Volume (m ³)	Status
120 min Winter	100.396	0.396	0.2	4.1	O K
180 min Winter	100.398	0.398	0.2	4.1	O K
240 min Winter	100.387	0.387	0.2	4.0	O K
360 min Winter	100.362	0.362	0.2	3.7	O K
480 min Winter	100.334	0.334	0.2	3.4	O K
600 min Winter	100.306	0.306	0.2	3.1	O K
720 min Winter	100.278	0.278	0.2	2.8	O K
960 min Winter	100.224	0.224	0.2	2.3	O K
1440 min Winter	100.134	0.134	0.2	1.3	O K
2160 min Winter	100.053	0.053	0.2	0.4	O K
2880 min Winter	100.041	0.041	0.1	0.3	O K
4320 min Winter	100.030	0.030	0.1	0.2	O K
5760 min Winter	100.027	0.027	0.1	0.1	O K
7200 min Winter	100.024	0.024	0.1	0.1	O K
8640 min Winter	100.023	0.023	0.1	0.1	O K
10080 min Winter	100.021	0.021	0.1	0.1	O K

Storm Event	Rain (mm/hr)	Time-Peak (mins)
120 min Winter	31.800	118
180 min Winter	23.353	174
240 min Winter	18.644	224
360 min Winter	13.543	276
480 min Winter	10.792	352
600 min Winter	9.043	428
720 min Winter	7.823	498
960 min Winter	6.219	636
1440 min Winter	4.493	880
2160 min Winter	3.241	1148
2880 min Winter	2.568	1472
4320 min Winter	1.847	2196
5760 min Winter	1.461	2888
7200 min Winter	1.217	3688
8640 min Winter	1.048	4344
10080 min Winter	0.923	4976

Cole Easdon Consultants		Page 3
York House, Edison Park Dorcan Way Swindon, SN3 3RB	Plots 53-54 Whitelands Farm Bicester	
Date Feb 2011 File AREA 26 (PLOT 53-...	Designed By TGL Checked By	
Elstree Computing Ltd	Source Control W.12.4	

Model Details

Storage is Online Cover Level (m) 102.000

Porous Car Park Structure

Infiltration Coefficient Base (m/hr)	0.03600	Width (m)	6.0
Membrane Percolation (mm/hr)	1000	Length (m)	6.0
Max Percolation (l/s)	10.0	Slope (1:X)	200.0
Safety Factor	2.0	Depression Storage (mm)	5
Porosity	0.30	Evaporation (mm/day)	3
Invert Level (m)	100.000	Cap Volume Depth (m)	0.000