



**Key - External Finishes:**

**Brick Types:**











-  Ibstock Grosvenor Light Red Brick
-  Ibstock Leicester Autumn Multi Brick
-  Forticrete Shearstone Cottage Style - Cotswold Village reconstituted stone
-  Render - Cream (BS08B17)
-  Render - Oatmeal (BS08B15)
-  Render - Green (BS10B17)

**Roof Tiles:**

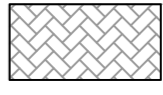


-  Marley Eternit slate Grey
-  Cemex plain tile cottage red

**Boundary Treatments:**

(Refer to drawing number 11-024 / 29 for details)

-  1.8m Screen wall (Brick)
-  1.8m Screen wall (Stone)
-  1.8m Screen wall (Render)
-  1.8m Screen wall (Wall & panel fence)
-  1.8m Timber close board fence
-  1.8m Timber panel fence
-  0.6 m Dwarf wall (Brick)
-  0.6 m Dwarf wall (Stone)
-  1.2m Post & three rail timber fence
-  Gate Post/ton

**Hard surfacing:**

-  Side Street  
Permeable concrete block paving (mid-grey) with flush conservation channel kerbing
-  Mews  
Permeable concrete block paving (light-grey)
-  Private drives  
Permeable concrete block paving (mid-grey)

All paths to front entrance doors to be brindle block paving. All other private paths to be buff coloured riven concrete slabs

**Notes**

- Cast stone detailing - Portland colour.
- Windows - White PVCu.
- Flue extracts to boilers must not be used on front elevations.
- Brick walls to be either English or Flemish bond with recessed mortar joints.
- Proprietary tile terminator is to be used to match roof tiles.
- Weepholes are to be kept to a minimum & matching with brickwork.
- Vertical expansion joints to be located behind downpipes.
- Where render is used, lintels, cills & features to be expressed.
- All timber gates to be dark stained timber.
- All vertical cheeks of dormers to be lead clad.
- All garage doors to be pressed steel.
- All mechanical vents and soil vent pipes to be extracted thro' ridge vent tile to match roof tile.
- On stone and brick buildings, window reveals should be a minimum 50mm where there is no subcill.
- Gutters must be mounted directly on walls, sprockets or rafter feet.
- Rainwater goods should be black coloured.
- Roofs to be vented via the ridge and eaves. no tile vents to sloping roofs are to be used.

**Calculations**

External finishing materials confirm to the percentage breakdown stated as code directive (page 88)

Reconstituted stone - 8 units - 25%  
Red brick - 7 units - 22%  
Render - 17 units - 53%

Slate tiles - 13 units - 41%  
Plain tiles - 19 units - 59%

RESPONSIBILITY IS NOT ACCEPTED FOR ERRORS MADE BY OTHERS IN SCALING FROM THIS DRAWING. ALL CONSTRUCTION INFORMATION SHOULD BE TAKEN FROM FIGURES, DIMENSIONS ONLY. PRIOR TO THE COMMENCEMENT OF ANY WORKS, THE BUILDER IS TO CHECK AND/OR DETERMINE ALL CONSTRUCTION DETAILS INCLUDING CHECKING EXISTING SITE LEVELS AND DIMENSIONS. THIS DRAWING IS TO BE READ IN CONJUNCTION WITH ALL OTHER PROJECT DRAWINGS, CONSTRUCTION NOTES AND/OR PROJECT SPECIFICATION. ALL BACKSIZES SHOULD BE REPORTED IMMEDIATELY. THIS DRAWING IS THE COPYRIGHT OF CADSQUARE MIDLANDS LTD AND MUST NOT BE USED IN CONJUNCTION WITH ANY OTHER PROJECT WITHOUT CADSQUARE MIDLANDS LTD WRITTEN CONSENT.