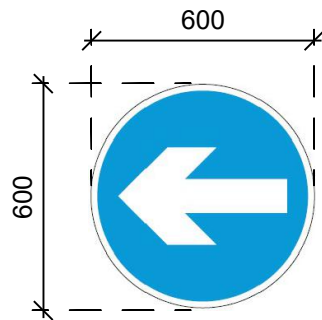


SCALE FOR PLANNING PURPOSES ONLY.
 Architects are to be notified of any discrepancies.
 Contractors must check all dimensions on site.
 This drawing is subject to copyright laws and is for use on this project only.
 This drawing is to be used solely for the information as titled only.
 For other information refer to the latest revision of any cross referenced drawings.
 To be read in conjunction with relevant design standards/protocols.

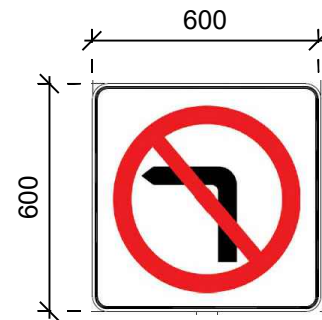
Graphics based on ASA drawing
 21039-ASA-ZZ-ZZ-DR-A-0001-S4 Rev
 P4




EXT07 Van Exit
 SIZE: 1200mm x 300mm (0.36m²)
 QTY: 2
 WALL / POLE MOUNTED
 HEIGHT FROM FFL: SITE SPECIFIC




EXT40 Arrow Left
 SIZE: 600mm x 600mm (0.36m²)
 QTY: 1
 POLE MOUNTED
 HEIGHT FROM FFL: 2100mm TO U/S



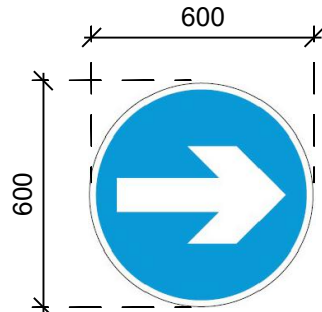
ADS07 (L/R) No Left/Right Turn
 SIZE: 600mm x 600mm (0.36m²)
 QTY: 1No EXTERNAL
 POLE MOUNTED
 HEIGHT FROM FFL: 2100mm TO U/S




ADS15 5mph Speed Limit
 SIZE: 600mm x 600mm (0.36m²)
 QTY: 2No EXTERNAL
 WALL / POLE MOUNTED
 HEIGHT FROM FFL: 2100mm TO U/S



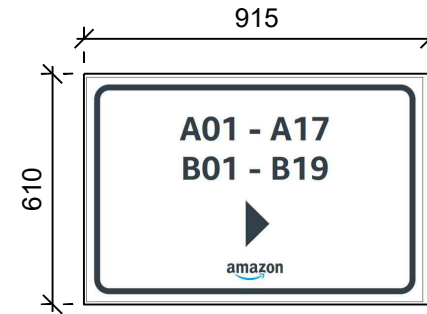
EXT15 10MPH SPEED LIMIT
 SIZE: 600mm x 600mm (0.36m²)
 QTY: 3
 POLE MOUNTED
 HEIGHT FROM FFL: 2100mm TO U/S



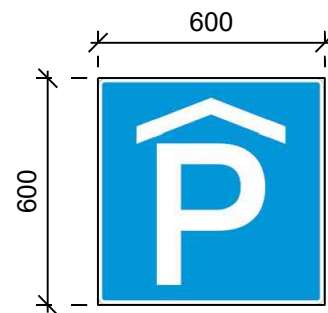
EXT41 Arrow Right
 SIZE: 600mm x 600mm (0.36m²)
 QTY: 2
 POLE MOUNTED
 HEIGHT FROM FFL: 2100mm TO U/S



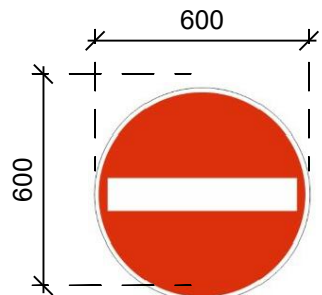
ADS08 10MPH / Speed Bumps
 SIZE: 600mm x 1350mm (0.81m²)
 QTY: 40No EXTERNAL
 POLE MOUNTED
 HEIGHT FROM FFL: SITE-SPECIFIC



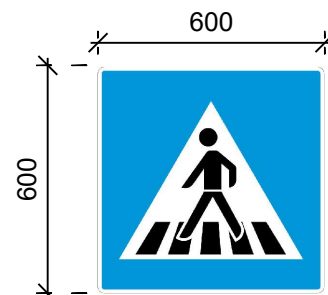
ADS16 Van Storage Directional
 SIZE: 915mm x 610mm (0.55m²)
 QTY: 13
 WALL / POLE MOUNTED
 HEIGHT FROM FFL: SITE SPECIFIC



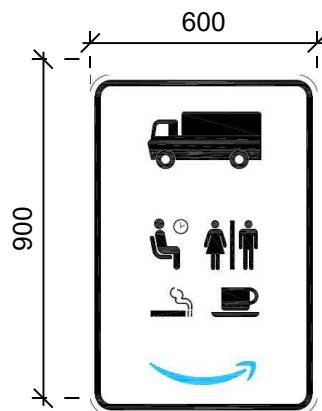
EXT36 Undercover Parking
 SIZE: 600mm x 600mm (0.36m²)
 QTY: 8
 WALL / POLE MOUNTED
 HEIGHT FROM FFL: 2100mm TO U/S




ADS03 No Entry
 SIZE: 600mm x 600mm (0.36m²)
 QTY: 13No EXTERNAL
 POLE & WALL MOUNTED
 HEIGHT FROM FFL: SITE SPECIFIC



EXT38 Zebra Crossing
 SIZE: 600mm x 600mm (0.36m²)
 QTY: 24No EXTERNAL
 POLE MOUNTED
 HEIGHT FROM FFL: 2100mm TO U/S



ADS04 Trucker's Rest
 SIZE: 600mm x 900mm (0.54m²)
 QTY: 1
 POLE / WALL MOUNTED
 HEIGHT FROM FFL: SITE SPECIFIC



ADS09 Give Way
 SIZE: 600mm x 600mm (0.36m²)
 QTY: 7No EXTERNAL
 POLE MOUNTED
 HEIGHT FROM FFL: 2100mm TO U/S



| | | | | |
|-----|----------|--|-----|-----|
| P03 | 27/07/22 | AMENDED TO REFLECT LATEST SITEWIDE CHANGES | DB | MA |
| P02 | 27/05/22 | SIGN EXT07 ADDED | AH | MA |
| P01 | 09/05/22 | FIRST ISSUE | AH | MA |
| REV | DATE | DESCRIPTION | DRN | CKD |

AMENDMENTS

STATUS: **PLANNING**

CLIENT:



PROJECT NAME:

Southam Road, Banbury

PROJECT ADDRESS:

Southam Road, Banbury
 OX16 3AE

DRAWING TITLE:

PROPOSED SIGNAGE DETAILS

| | | |
|---------|---------|-------------|
| JOB NO: | DRG NO: | REVISION: |
| 20-6507 | A219 | P03 |
| DATE: | SCALE: | SHEET SIZE: |
| MAY 22 | 1:20 | A3 |

BS1192 DOC REF:
 6507-SSA-XX-ZZ-DR-A-A219



1 CARDALE PARK, BECKWITH HEAD ROAD,
 HARROGATE HG3 1RZ
 www.ssa-architects.co.uk
 T: 01423 856999