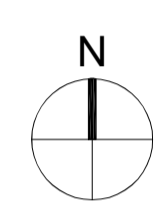
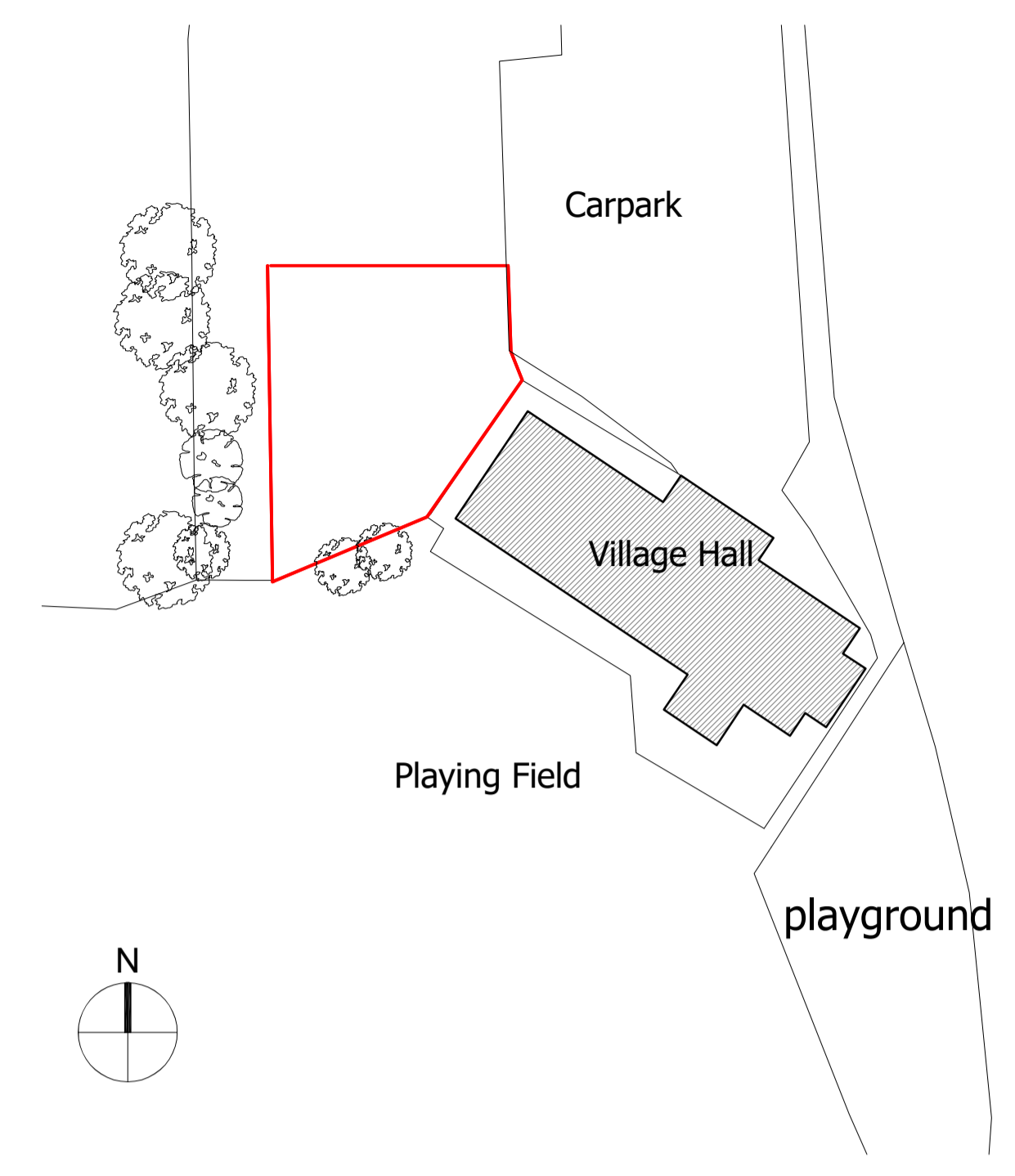
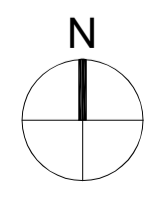
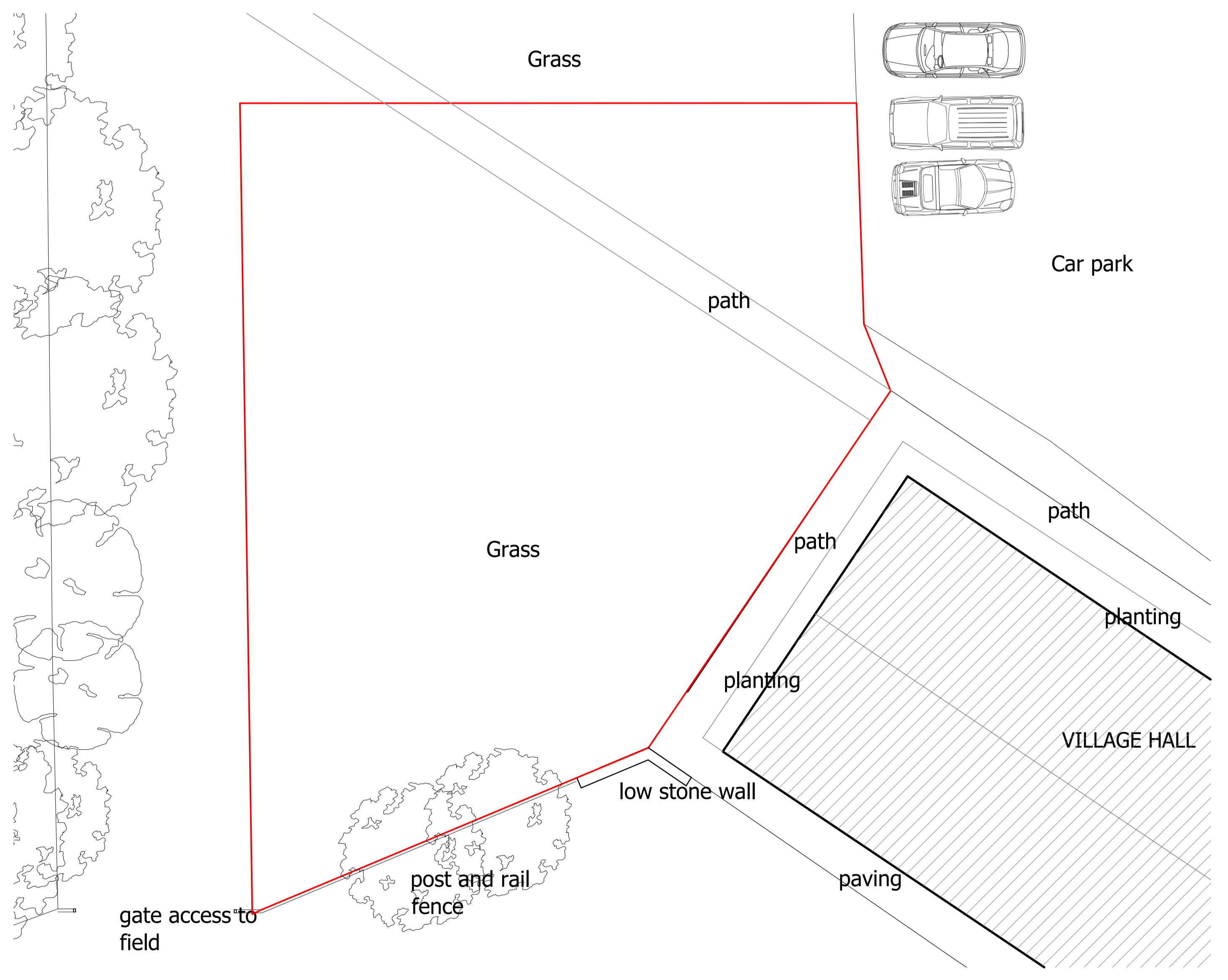


**Site Location Plan 1:1250**  
 0 10 20 30 40 50 60 70 80 90 100m  
 Scale 1:1250



**Site Plan 1:500**  
 0 5 10 15 20 25 30 35 40m  
 Scale 1:500



**Ground Floor Plan 1:100**  
 0 1 2 3 4 5 6 7 8m  
 Scale 1:100

- NOTE:**
1. This drawing is the property of BW Architects Ltd and all designs hereon are covered by copyright. The drawing and information hereon may not be used for any other purposes other than for which it was originally intended.
  2. All dimensions and descriptions on this drawing are to be checked. Any discrepancies are to be reported to the architect immediately.
  3. NO dimensions to be scaled off this drawing.
  4. ANY changes in materials must be approved by architects, building control and planning if applicable prior to order.
  5. All drawings MUST be read in conjunction with structural drawings and calculations

**RIBA**   
 Chartered Practice

date	description	revision

**REVISIONS**

**BWA** Banks Walmsley Architects  
 BW Architects Ltd, Masons Gate,  
 Townsend, Marsh Gibbon, OX27 0EY  
 Tel: 01869 252308 Email: info@bwarchitects.uk

project  
 Proposed Kirtlington Community Shop  
 South Green,  
 Kirtlington,  
 Kidlington  
 OX5 3HJ

drawing title  
 Existing Drawings

scale As Shown date June 2022

drawing number 6304.02 drawing size A 1