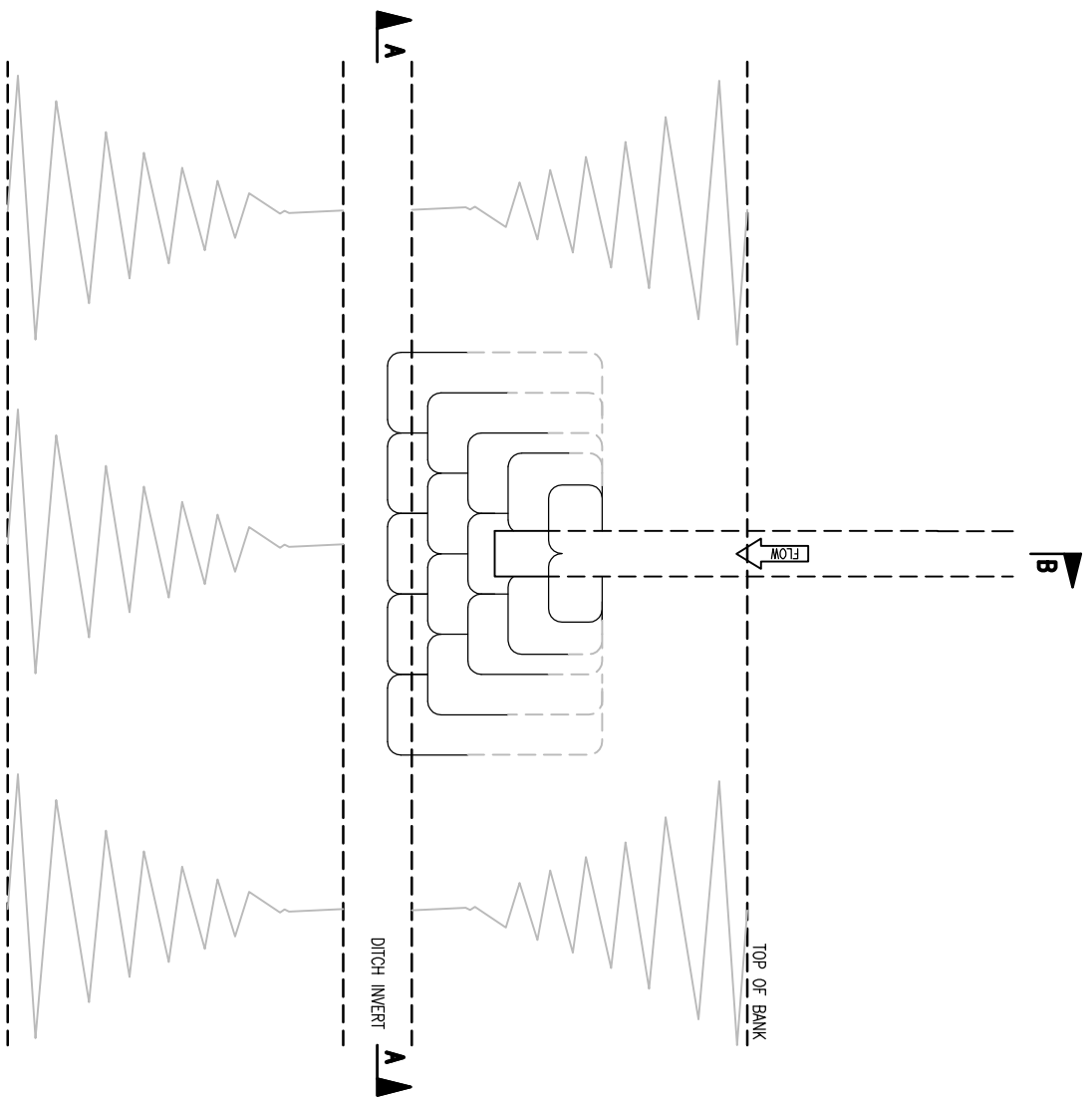
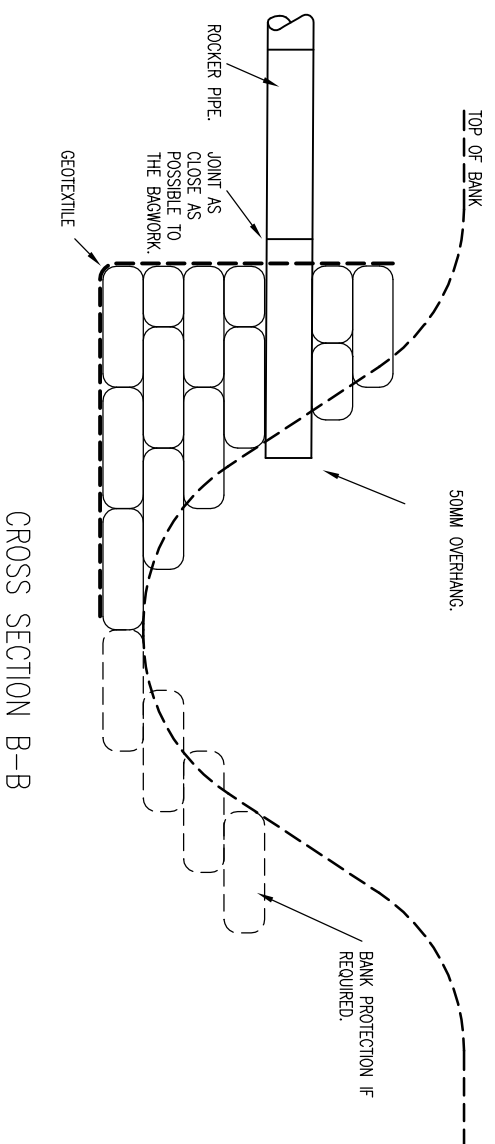


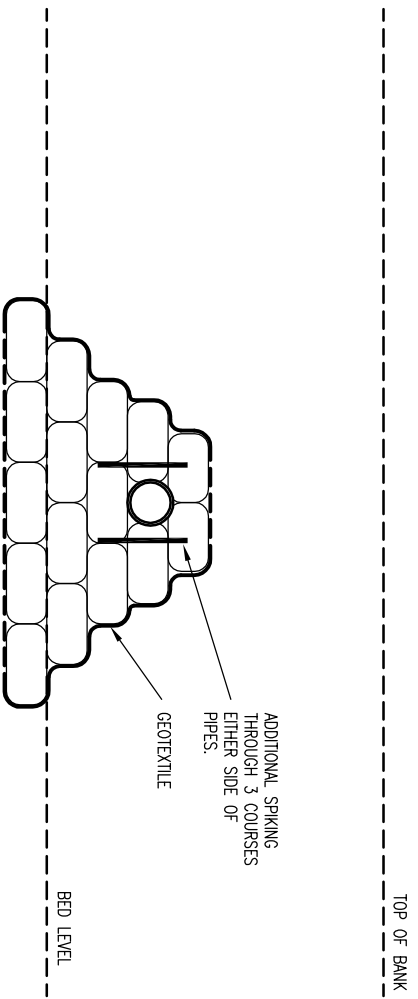
- DO NOT SCALE**
- NOTES
1. ALL DIMENSIONS ARE IN MILLIMETRES.
  2. ALL BAGWORK SHALL BE IN ACCORDANCE WITH C1.519.
  3. NUMBER OF LAYERS OF BAGWORK TO BE ADJUSTED TO SUIT ON-SITE DITCH LEVELS.
  4. REFER TO STANDARD DETAIL 1903/SD/014 (DRAINAGE NOTES)



PLAN  
B A



CROSS SECTION B-B



SECTION A-A

<p>CLIENT: <b>COUNTRYSIDE PROPERTIES</b></p>		<p>PROJECT: <b>SOUTH WEST BICESTER BICESTER, OXFORDSHIRE</b></p>	
<p>ARCHITECT: <b>WSP</b></p>		<p>TITLE: <b>SINGLE PIPE CONCRETE BAGWORK HEADWALL</b></p>	
<p>ARCHITECT: <b>WSP</b></p>		<p>SCALE @ A3 <b>N.T.S.</b></p>	
<p>CLIENT: Mountbatten House, Basing View, Basingstoke, Hampshire RG21 4HU Tel: +44 (0)1256 318800 Fax: +44 (0)1256 318700 <a href="http://www.wspgroup.com">http://www.wspgroup.com</a></p>		<p>CAD FILE: DESIGN/DRAWN: DP DATE: OCTOBER 2007</p>	
<p>PROJECT No: 11011903</p>		<p>DRAWING No: 1903/SD/040</p>	
<p>REV: A</p>		<p>REV: A</p>	