

FOR CONTINUATION REFER TO SHEET 7 OF 19

JARVIS LANE

FOOTBRIDGE OXD36A

CHARBRIDGE WAY

FRESH DIRCT

A4421

CHARBRIDGE LANE

THE TYTHE BRN

A4421

BAKER & TAYLOR

ABSOLUTE TASTE

A4421






FOR CONTINUATION REFER TO SHEET 5 OF 19

NETWORK RAIL (EAST WEST RAIL WESTERN SECTION PHASE 2)

NOTES:

1. ALL SIGN LOCATIONS ARE INDICATIVE ONLY.
2. FOR FURTHER SIGN DETAILS PLEASE REFER TO TEMPORARY SIGNING SCHEDULE DRAWING NoS. 133735_RW-EWR-XX-CC_A1-DR-CH-010120 TO 010121.
3. FOR POST AND FOUNDATION STANDARD DETAILS PLEASE REFER TO DRAWING No. 133735_RW-EWR-XX-DR-CH-000214
4. ALL FOUNDATIONS TO BE HAND DUG TO AVOID UNDERGROUND SERVICE. REFER TO HSE GUIDANCE HSG47 "AVOIDING DANGER FROM UNDERGROUND SERVICES".
5. ALL SIGNS SHOWN HERE ARE INTENDED TO BE INSTALLED WITHIN THE HIGHWAY BOUNDARY.
6. FOR PASSING PLACE SIGN INFORMATION PLEASE REFER TO SIGNING STRATEGY DRAWING No. 133735_2A-EWR-XX-DR-CH-010250

KEY:

-  HIGHWAY BOUNDARY
-  TWAO BOUNDARY
-  PROPOSED PASSING PLACES SIGN
-  PROPOSED TEMPORARY SIGN
-  EXISTING APPARATUS

SAFETY, HEALTH AND ENVIRONMENTAL INFORMATION

In addition to the hazards/risks normally associated with the types of work detailed on this drawing, note the following significant residual risks (Reference shall also be made to the design hazard log).

- Construction
1. PRIOR TO EXCAVATION CONTRACTOR TO UNDERTAKE CAT SCAN AND TRAIL HOLES.
 2. CONTRACTOR TO CHECK LOCATION AND VISIBILITY OF SIGN BEFORE FIXING FINAL POSITION.

Maintenance / Cleaning
NONE

Use
NONE

- Decommissioning / Demolition
1. CONTRACTOR SHOULD BE AWARE OF PRESENCE OF OVERHEAD AND UNDERGROUND UTILITIES.



Rev	Date	Description of Revisions	Dsnd	Chkd	Appr	Suitability
B01	29/11/19	FOR INFORMATION				S2



Project
East West Rail (Western Section) Phase 2

Drawing Title
COMPOUND A1 BICESTER CONSTRUCTION ACCESS ROUTE SIGNING

Designed	Ravikumar KN	Signed	R. KN	Date	26/11/19
Drawn	Beeresh M	Signed	B. M	Date	30/09/19
Checked	Sharon Hulme	Signed	S. Hulme	Date	26/11/19
Approved	Stephen Abe	Signed	S. Abe	Date	26/11/19

Scale(s)
1:1000
ELR - Project Chainage (Miles Yards)
XX -
Design Package Risk Classification
Normal

Alternative Reference
Drawing Number
6 of 19
Revision
B01

133735_RW-EWR-XX-CC_A1-DR-CH-010106

